KATA PENGANTAR

Jabatan Perikanan Malaysia menerbitkan Laporan Perangkaan Tahunan Perikanan dalam dua (2) jilid. Jilid 1 mengandungi antara lainnya data pengeluaran dan guna tenaga bagi sektor tangkapan ikan marin dan akuakultur. Maklumat mengenai perdagangan eksport dan import komoditi perikanan difokuskan dalam Jilid 2.

Jabatan telah mengasingkan Laporan Perangkaan Perikanan ke dalam dua jilid yang berbeza bermula dengan laporan untuk tahun 1988. Tindakan ini diambil kerana sumber data eksport dan import komoditi perikanan adalah dari Jabatan Kastam Di Raja Malaysia dan Kementerian Pertanian dan Industri Asas Tani, di mana masa yang lebih panjang diperlukan untuk memproses data tersebut.

Persembahan data dalam penerbitan ini disusun mengikut piawaian antarabangsa *Standard International Trade Classification, Revision 3 (S.I.T.C. Rev. 3)* daripada Bangsa-Bangsa Bersatu. Nota keterangan dan definisi bagi perangkaan tersebut turut dimuatkan dalam penerbitan ini bagi memudahkan rujukan pengguna.

Jabatan berharap Buku Perangkaan Tahunan Perikanan Jilid 2 ini boleh menjadi rujukan yang baik kepada semua pihak yang memerlukannya. Kami merakamkan setinggi-tinggi penghargaan kepada semua yang telah membekalkan data yang diperlukan. Sebarang cadangan dan pandangan bagi memantapkan penerbitan ini di masa akan datang dialu-alukan.

Dato' Junaidi bin Che Ayub
Ketua Pengarah
Jabatan Perikanan Malaysia
PUTRAJAYA.

PREFACE

The Department of Fisheries Malaysia publishes its Annual Fisheries Statistics in two (2) volumes. Volume 1 consists of data on fish production, manpower and related matters concerning the marine capture fisheries and aquaculture sectors. Volume 2 focuses on export and import trade data of fishery commodities.

The Department started separating the report into two volumes beginning with the report for the year 1988. The raw data for export and import trade is obtained from The Royal Malaysian Custom and Ministry of Agriculture and Agro-based Industry, whereby the department needs longer time to process the data for our report.

The commodities in this publication are classified according to the Standard International Trade Classification, Revision 3 (S.I.T.C. Rev. 3) of the United Nations. Explanatory notes and definitions related to the data have been included in this report to facilitate user references.

The Department hopes that this Annual Fisheries Statistics, Volume 2 would be a good reference to all those who require the relevant data. We gratefully acknowledge the cooperation of all parties in providing the required data. Any comments and suggestions to further improve our future publications would be greatly appreciated.

Dato' Junaidi bin Che Ayub
Director-General
Department of Fisheries, Malaysia
PUTRAJAYA.

SIMBOL DAN HURUF RINGKAS
SYMBOLS AND ABBREVIATIONS

c.i.f.	-	kos, insurans, tambang / c*ost, insurance, freight*
ctg.	-	c*ontaining*
ctr.	-	c*ontainer*
excl.	-	tidak termasuk / e*xcluding*
incl.	-	termasuk / *Including*
f.o.b	-	f*ree on board*
t.s.t.l.	-	tidak disebut di tempat lain
n.e.s.	-	*not elsewhere specified*
prepd.	-	sediaan / p*repared*
presd.	-	diawet / p*reserved*
w/o	-	w*ithout*
o/t	-	*other than*
RM	-	Ringgit Malaysia / *Malaysian Ringgit*

NOTA KETERANGAN

1. PENGENALAN

Perangkaan dalam penerbitan ini adalah berkaitan dengan perdagangan eksport dan import Malaysia melalui darat, laut dan udara bagi tempoh yang dinyatakan.

2. BIDANG DAN LIPUTAN

Perangkaan perdagangan luar negeri Malaysia disusun mengikut sistem *general.* Di bawah system ini, sempadan Negara digunakan sebagai sempadan perangkaan. Semua barang yang dibawa masuk atau keluar dari negara (selain pengecualian tertentu) direkodkan.

3. DEFINISI

(a) **EKSPORT** : Sesuatu barang (keluaran / buatan tempatan atau diimport untuk dieksport semula) dianggap sebagai eksport apabila ia dibawa keluar dari negara.

(b) **IMPORT** : Sesuatu barang dianggap sebagai import apabila ia dibawa masuk ke dalam negara, sama ada terus ataupun di simpan di gudang-gudang yang dikawal tanpa mengira sama ada barang-barang tesebut ialah untuk kegunaan sendiri, diproses, digunakan dalam perkilangan ataupun untuk dieksport semula ke negara lain.

(c) **EKSPORT SEMULA** : Sesuatu barang dianggap sebagai eksport semula apabila ia dibawa keluar dari negara dalam keadaan seperti mana ia diimport tanpa mengalami sebarang perubahan rupa. Proses membungkus semula, menyisih atau menggred tidak dikira sebagai satu proses perubahan rupa.

(d) **IMBANGAN PERDAGANGAN** : Imbangan Perdagangan ialah perbezaan antara nilai eksport dan import. Apabila eksport melebihi import, lebihan direkodkan manakala defisit pula dicatatkan apabila import melebihi eksport.

EXPLANATORY NOTES

1. INTRODUCTION

The Statistics in this publication relate to the export and import trade of Malaysia by land, sea and air for the period stated.

2. SCOPE AND COVERAGE

The general system of recording is adopted in compiling the Malaysian external trade statistics. Under this system, the national boundary of the country is used as the statistical frontier. All goods entering or leaving the country (except specific exclusions) are recorded.

3. DEFINITIONS

(a) ***EXPORTS:*** *Goods (locally produced or manufactured or imported for subsequent re-exports) are regarded as exports when they are taken out of the country.*

(b) ***IMPORTS:*** *Goods are regarded as imports when they are brought into the country either directly or into bonded warehouses, irrespective of whether such goods are for consumption, to be processed or used in manufacturing or subsequent re-exports to other countries.*

(c) ***RE-EXPORTS:*** *Goods are regarded as re-exports when they are taken out of the country in the same form as they were imported without any transformation. Re-packing, sorting or grading processes are not considered as part of the transformation process.*

(d) ***BALANCE OF TRADE:*** *Balance of trade is the difference between the value of exports and imports. When value of exports exceeds value of imports it is recorded as a surplus while a deficit is registered when value of imports exceeds value of exports.*

KANDUNGAN *(CONTENTS)*

MUKA SURAT
(PAGE)

SIMBOL DAN HURUF RINGKAS
SYMBOLS AND ABBREVIATIONS

NOTA KETERANGAN
EXPLANATORY NOTES

A. **KEDUDUKAN EKSPORT DAN IMPORT KOMODITI PERIKANAN, MALAYSIA, 2006**
(STATUS OF EXPORT AND IMPORT OF FISHERIES COMMODITIES, MALAYSIA, 2006)

B. **CARTA-CARTA** *(CHARTS)*

CARTA *(CHART)* I	**Kuantiti Eksport Komoditi Perikanan Mengikut Negara Yang Ditujui, 2006** *(Quantity of Export of Fishery Commodities by Country of Destination, 2006)*
CARTA *(CHART)* II	**Nilai Eksport Komoditi Perikanan Mengikut Negara Yang Ditujui, 2006** *(Value of Export of Fishery Commodities by Country of Destination, 2006)*
CARTA *(CHART)* III	**Kuantiti Import Komoditi Perikanan Mengikut Negara Asal, 2006** *(Quantity of Import of Fishery Commodities by Country of Origin, 2006)*
CARTA *(CHART)* IV	**Nilai Import Komoditi Perikanan Mengikut Negara Asal, 2006** *(Value of Import of Fishery Commodities by Country of Origin, 2006)*
CARTA *(CHART)* V	**Nilai Eksport Dan Import Komoditi Perikanan, Malaysia, 2002-2006** *(Value of Export and Import of Fishery Commodities, Malaysia, 2002-2006)*
CARTA *(CHART)* VI	**Kuantiti Eksport Dan Import Komoditi Perikanan, Malaysia, 2002-2006** *(Quantity of Export and Import of Fishery Commodities, Malaysia, 2002-2006)*

MUKA SURAT
(PAGE)

C. **LAMPIRAN** *(APPENDIXES)*

LAMPIRAN A *(APPENDIX A)*	**Eksport Dan Import Komoditi Perikanan, 2006** *(Export and Import of Fishery Commodities, 2006)*
LAMPIRAN B *(APPENDIX B)*	**Eksport Dan Import Komoditi Perikanan Mengikut Negara Yang Ditujui Dan Negara Asal , 2006** *(Export and Import of Fishery Commodities by Country of Destination and Origin, 2006)*
LAMPIRAN C *(APPENDIX C)*	**Kuantiti Dan Nilai Eksport / Import Komoditi Perikanan Keseluruhan Mengikut Negara Yang Ditujui Dan Negara Asal, 2006** *(Grand Total of Quantity And Value of Export/ Import Of Fishery Commodities by Country of Destination and Origin, 2006)*
LAMPIRAN D *(APPENDIX D)*	**Eksport Dan Import Komoditi Perikanan Mengikut Semua Negara Yang Ditujui Dan Negara Asal, 2006** *(Export and Import of Fishery Commodities by All Countries of Destination and Origin, 2006)*
LAMPIRAN E *(APPENDIX E)*	**Siri Tahunan Eksport Komoditi Perikanan Mengikut Jenis, Kuantiti Dan Nilai** *(Annual Series of Fishery Commodities – Export by Type, Quantity and Value)*
LAMPIRAN F *(APPENDIX F)*	**Siri Tahunan Import Komoditi Perikanan Mengikut Jenis, Kuantiti Dan Nilai** *(Annual Series of Fishery Commodities – Import by Type, Quantity and Value)*

KEDUDUKAN EKSPORT DAN IMPORT
KOMODITI PERIKANAN MALAYSIA, 2006

Jadual 1 : Eksport dan Import - Nilai dan Kuantiti, 2005 dan 2006

Eksport / Import	2005	2006	Perubahan (%)
Eksport			
Kuantiti (Tan Metrik)	289,971	270,774	-6.6
Nilai (RM Juta)	2,430.1	2,365.9	-2.6
Import			
Kuantiti (Tan Metrik)	399,380	435,616	+9.1
Nilai (RM Juta)	2,023.0	2,148.5	+6.2
Imbangan Dagangan (BOT)	407.1	217.4	-46.6

1. Kuantiti eksport komoditi perikanan (Jadual 1) pada tahun 2006 adalah sebanyak 270,774 tan metrik iaitu menurun sebanyak 6.6% dari 289,971 tan metrik pada tahun 2005. Jumlah nilai eksport komoditi perikanan pada tahun 2006 adalah sebanyak RM2,365.9 juta iaitu menurun sebanyak 2.6% dari RM2,430.1 juta pada tahun sebelumnya. Kuantiti import komoditi perikanan pada tahun 2006 adalah sebanyak 435,616 tan metrik iaitu peningkatan sebanyak 9.1% dari 399,380 tan metrik pada tahun 2005. Jumlah nilai import komoditi perikanan pula pada tahun 2006 adalah sebanyak RM2,148.5 juta iaitu peningkatan sebanyak 6.2% dari RM2,023.0 juta pada tahun sebelumnya. Imbangan dagangan pada tahun 2006 telah mencatitkan lebihan dagangan sebanyak RM217.4 juta. Sungguhpun imbangan dagangan pada 2006 adalah positif, didapati nilai imbangan dagangan telah menurun sebanyak 46.6% berbanding dengan imbangan dagangan pada tahun 2005.

Jadual 2 : Eksport Utama Komoditi Perikanan, 2006

Komoditi Perikanan	Kuantiti Eksport (%)	Nilai Ekport (%)	Harga Purata/ Tan Metrik (RM)
Ikan Hiasan	4.6	3.5	6,648
Ikan hidup	3.7	4.0	9,467
Ikan segar atau sejuk dingin (termasuk filet ikan dan isi ikan lain)	13.0	6.4	4,274
Ikan sejuk beku (termasuk filet ikan)	12.4	5.6	3,972
Udang, segar, sejuk dingin atau sejuk beku	18.9	40.9	18,950
Sotong dan moluska lain, hidup, segar, sejuk dingin atau sejuk beku	14.6	13.4	8,021
Ikan, sediaan atau diawet, t.s.t.l.	8.4	10.0	10,442
Krustasia dan moluska yang ditinkan	0.8	1.9	21,023

2. Komoditi perikanan bernilai tinggi yang dieksport pada tahun 2006 terdiri daripada krustasia dan moluska yang ditinkan; udang, segar, sejuk dingin atau sejuk beku; dan ikan, sediaan atau diawet, t.s.t.l. Komoditi-komoditi perikanan ini telah menyumbang sebanyak 52.8% kepada keseluruhan nilai eksport dan 28.1% kepada keseluruhan kuantiti eksport. Udang, segar, sejuk dingin atau sejuk beku merangkumi 18.9% daripada keseluruhan kuantiti eksport dengan harga purata RM18,950 se tan metrik. Ia menyumbang sebanyak 40.9% daripada jumlah nilai eksport komoditi perikanan pada tahun 2006.

Jadual 3 : Komposisi Eksport Komoditi Perikanan, 2005 dan 2006

Komposisi	Kuantiti Eksport (Tan Metrik)		Perubahan (%)	Nilai Eksport (RM)		Perubahan (%)
	2005	2006		2005	2006	
Ikan Hiasan	9,286.18	12,324.43	+32.7	85,044,926	81,929,140	-3.7
Ikan hidup	7,799.01	10,030.59	+28.6	77,037,213	94,961,613	+23.3
Ikan segar atau sejuk dingin (termasuk filet ikan dan isi ikan lain)	29,322.16	35,180.34	+20	107,360,358	150,365,350	+40.1
Ikan sejuk beku (termasuk filet ikan)	47,574.01	33,642.31	-29.3	154,172,959	133,640,971	-13.3
Udang, segar, sejuk dingin atau sejuk beku	58,410.98	51,084.33	-12.5	1,157,668,824	968,062,958	-16.4
Sotong dan moluska lain, hidup, segar, sejuk dingin atau sejuk beku	34,203.21	39,656.74	+15.9	265,705,733	318,068,341	+19.7
Ikan, sediaan atau diawet, t.s.t.l.	23,904.46	22,688.31	-5.1	207,548,119	236,917,563	+14.2
Krustasia, moluska dan invertebrata akuatik lain, sediaan atau diawet, t.s.t.l.	8,531.94	9,089.71	+6.5	145,819,833	159,545,138	+9.4
Tepung ikan yang tidak boleh dimakan	34,387.24	27,574.56	-19.8	67,363,147	59,101,204	-12.3
Rampaian	36,552.18	29,502.54	-19.3	162,355,475	163,325,586	+0.6
Jumlah	**289,971.37**	**270,773.86**	**-6.6**	**2,430,076,587**	**2,365,917,864**	**-2.6**

3. Komposisi komoditi perikanan yang diurusniaga pada tahun 2006 adalah seperti dalam Jadual 3. Peningkatan kuantiti eksport ikan hiasan adalah yang tertinggi,

meningkat sebanyak 32.7% dari 9,286.18 tan metrik pada tahun 2005 kepada 12,324.43 tan metrik pada tahun 2006. Kuantiti eksport ikan sejuk beku (termasuk filet ikan) telah mencatatkan penurunan paling ketara sebanyak 29.3% dari 47,574.01 tan metrik pada tahun 2005 kepada 33,642.31 tan metrik pada tahun 2006. Nilai eksport ikan segar atau sejuk dingin (termasuk filet ikan dan isi ikan lain) mencatatkan kadar peningkatan yang paling tinggi iaitu sebanyak 40.1% dari RM107,360,358 pada tahun 2005 ke RM150,365,350 pada tahun 2006. Udang, segar, sejuk dingin atau sejuk beku merupakan komoditi yang menunjukkan penurunan paling banyak dari segi nilai iaitu 16.4% daripada RM1,157,668,824 pada tahun 2005 kepada RM968,062,958 pada tahun 2006.

Jadual 4: Kuantiti Eksport Komoditi Perikanan ke Pelbagai Negara, 2005 dan 2006

Negara	2005		2006		Perubahan (%)
	Kuantiti (Tan Metrik)	Peratus (%)	Kuantiti (Tan Metrik)	Peratus (%)	
Singapura	45,625	15.7	49,397	18.2	+8.3
Amerika Syarikat	32,312	11.1	34,282	12.7	+6.1
Thailand	50,538	17.4	29,339	10.8	-41.9
China	34,404	11.9	26,411	9.8	-23.2
Itali	17,827	6.1	19,841	7.3	+11.3
Indonesia	19,817	6.8	17,988	6.6	-9.2
Jepun	17,716	6.1	15,788	5.8	-10.9
Vietnam	8,800	3.0	10,118	3.7	+15.0
Lain-Lain	62,932	21.7	67,610	25.0	+7.4
Jumlah	**289,971**	**100.0**	**270,774**	**100.0**	**-6.6**

4. Pada tahun 2006, kuantiti komoditi perikanan yang dieksport ke lapan (8) negara utama adalah Singapura 49,397 tan metrik (18.2%), Amerika Syarikat 34,282 tan metrik (12.7%), Thailand 29,339 tan metrik (10.8%), China 26,411 tan metrik (9.8%), Itali 19,841 tan metrik (7.3%), Indonesia 17,988 tan metrik (6.6%), Jepun 15,788 tan

metrik (5.8%) dan Vietnam 10,118 tan metrik (3.7%). Selebihnya sebanyak 67,610 tan metrik (25.0%) telah dieksport ke negara-negara lain. Di antara negara yang tersebut diatas, terdapat empat (4) negara yang menunjukkan peningkatan positif dari segi peratus kuantiti iaitu Vietnam (15.0%), Itali (11.35%), Singapura (8.3%) dan Amerika Syarikat (6.1%), manakala empat (4) negara lain menunjukkan penurunan iaitu Thailand (41.9%), China (23.2%), Jepun (10.9%) dan Indonesia (9.2%).

Jadual 5: Nilai Eksport Komoditi Perikanan ke Pelbagai Negara, 2005 dan 2006

Negara	2005		2006		Perubahan (%)
	Nilai (RM juta)	Peratus (%)	Nilai (RM juta	Peratus (%)	
Amerika Syarikat	667.6	27.5	582.1	24.6	-12.8
Singapura	285.6	11.8	304.6	12.9	+6.7
Itali	216.2	8.9	248.0	10.5	+14.7
Jepun	264.7	10.9	227.6	9.6	-14.0
China	137.6	5.7	128.8	5.4	-6.4
Hong Kong	104.1	4.3	106.8	4.5	+2.6
Perancis	102.7	4.2	96.8	4.1	-5.7
Australia	70.0	2.9	94.7	4.0	+35.3
Lain-Lain	581.6	23.9	576.5	24.4	-0.9
Jumlah	**2,430.1**	**100.0**	**2,365.9**	**100.0**	**-2.6**

5. Dari segi nilai eksport (Jadual 5), Amerika Syarikat telah kekal kedudukan sebagai pengimport utama komoditi perikanan Malaysia dengan nilai sebanyak RM582.1 juta (24.6%) diikuti oleh Singapura sebanyak RM304.6 juta (12.9%), Itali sebanyak RM248.0 juta (10.5%), Jepun sebanyak RM227.6 juta (9.6%), China sebanyak RM128.8 juta (5.4%), Hong Kong sebanyak RM106.8 juta (4.5%), Perancis sebanyak RM96.8 juta (4.1%) dan Australia sebanyak RM94.7 juta (4.0%). Selebihnya sebanyak RM576.5 juta (24.4%) pula dieksport ke negara-negara lain. Di antara negara tersebut, terdapat empat (4) negara yang menyumbangkan perubahan yang positif berbanding tahun 2005 iaitu Australia (35.3%), Itali (14.7%), Singapura (6.7%) dan Hong Kong (2.6%) manakala empat (4) negara lain iaitu Jepun (14.0%),

Amerika Syarikat (12.8%), China (6.4%) and Perancis (5.7%) menunjukkan perubahan negatif berbanding tahun 2005.

Jadual 6: Komposisi Eksport dan Import Komoditi Perikanan, 2006

Komposisi	Eksport			Import		Harga Purata
	Kuantiti (Tan Metrik)	Nilai (RM)		Kuantiti (Tan Metrik)	Nilai (RM)	
Ikan Hiasan	12,324.43	81,929,140	6,648	2,435.27	33,216,605	13,640
Ikan hidup	10,030.59	94,961,613	9,467	1,125.53	24,037,818	21,357
Ikan segar atau sejuk dingin (termasuk filet ikan dan isi ikan lain)	35,180.34	150,365,350	4,274	183,151.11	421,854,524	2,303
Ikan sejuk beku (termasuk filet ikan)	33,642.31	133,640,971	3,972	127,346.78	675,223,010	5,302
Udang, segar, sejuk dingin atau sejuk beku	51,084.33	968,062,958	18,950	26,097.27	423,021,438	16,209
Sotong dan moluska lain, hidup, segar, sejuk dingin atau sejuk beku	39,656.74	318,068,341	8,021	13,891.44	62,470,280	4,497
Ikan, sediaan atau diawet, t.s.t.l.	22,688.31	236,917,563	10,442	23,857.42	149,452,253	6,264
Krustasia, moluska dan invertebrata akuatik lain, sediaan atau diawet, t.s.t.l.	9,089.71	159,545,138	17,552	2,385.45	33,756,680	14,151
Tepung ikan yang tidak boleh dimakan	27,574.56	59,101,204	2,143	12,980.41	40,431,974	3,115
Rampaian	29,502.54	163,325,586	5,536	42,345.59	285,056,852	6,732

6. Pada tahun 2006, Malaysia telah mengeksport udang, segar, sejuk dingin atau sejuk beku iaitu salah satu komoditi perikanan bernilai tinggi dengan harga purata RM18,950 se tan metrik. Komoditi yang sama telah diimport dengan harga RM16,209 se tan metrik. Ikan segar atau sejuk dingin (termasuk filet ikan dan isi ikan lain) iaitu satu komoditi perikanan yang bernilai rendah telah diimport dengan harga purata RM2,303 se tan metrik. Komoditi yang sama telah dieksport dengan harga RM4,274 se tan metrik.

Jadual 7 : Import Utama Komoditi Perikanan, 2006

Komoditi Perikanan	Kuantiti Import (%)	Nilai Import (%)	Harga Purata/ Tan Metrik (RM)
Ikan segar atau sejuk dingin (termasuk filet ikan dan isi ikan lain)	42.0	19.6	2,303
Ikan sejuk beku (termasuk filet ikan)	29.2	31.4	5,302
Udang, segar, sejuk dingin atau sejuk beku	6.0	19.7	16,209
Ikan, sediaan atau diawet, t.s.t.l.	5.5	7.0	6,264
Sotong dan moluska lain, segar, sejuk dingin atau sejuk beku	3.2	2.9	4,497

7. Pada tahun 2006, tiga (3) komoditi iaitu ikan segar atau sejuk dingin (termasuk filet ikan dan isi ikan lain); ikan sejuk beku (termasuk filet ikan) dan udang segar, sejuk dingin atau sejuk beku telah menyumbang sebanyak 77.2% dan 70.7% masing-masing kepada keseluruhan kuantiti dan nilai import komoditi perikanan. Ikan, segar atau sejuk dingin (termasuk filet ikan dan isi ikan lain) merangkumi 42.0% daripada keseluruhan kuantiti import dengan harga purata rendah iaitu RM2,303 bagi se tan metrik dan telah menyumbang sebanyak 19.6% daripada jumlah nilai import komoditi perikanan pada tahun 2006. Udang, segar, sejuk dingin atau sejuk

beku telah mencatatkan harga purata yang tinggi sebanyak RM16,209 se tan metrik, walaupun ia hanya menyumbang sebanyak 6.0% dan 19.7% masing-masing kepada keseluruhan kuantiti dan nilai import.

Jadual 8: Komposisi Import Komoditi Perikanan 2005 dan 2006

Komposisi	Kuantiti Import (Tan Metrik)		Perubahan (%)	Nilai Import (RM)		Perubahan (%)
	2005	2006		2005	2006	
Ikan Hiasan	3,427.16	2,435.27	-28.9	36,942,268	33,216,605	-10.1
Ikan hidup	1,984.38	1,125.53	-43.3	21,065,319	24,037,818	+14.1
Ikan segar atau sejuk dingin (termasuk filet ikan dan isi ikan lain)	171,609.88	183,151.11	+6.7	405,083,919	421,854,524	+4.1
Ikan sejuk beku (termasuk filet ikan)	105,370.47	127,346.78	+20.9	554,673,873	675,223,010	+21.7
Udang, segar, sejuk dingin atau sejuk beku	35,397.19	26,097.27	-26.3	529,604,837	423,021,438	-20.1
Sotong dan moluska lain, hidup, segar, sejuk dingin atau sejuk beku	8,476.15	13,891.44	+63.9	52,969,576	62,470,280	+17.9
Ikan, sediaan atau diawet, t.s.t.l.	22,237.04	23,857.42	+7.3	127,729,187	149,452,253	+17.0
Krustasia, moluska dan invertebrata akuatik lain, sediaan atau diawet, t.s.t.l.	2,308.03	2,385.45	+3.4	26,078,224	33,756,680	+29.4
Tepung ikan yang tidak boleh dimakan	8,280.98	12,980.41	+56.7	23,272,606	40,431,974	+73.7
Rampaian	40,288.24	42,345.59	+5.1	245,606,706	285,056,852	+16.1
Jumlah	**399,379.52**	**435,616.27**	**+9.1**	**2,023,026,515**	**2,148,521,434**	**+6.2**

8. Peningkatan kuantiti import sotong dan moluska lain, hidup, segar, sejuk dingin atau sejuk beku adalah tertinggi, meningkat sebanyak 63.9% dari 8,476.15 tan metrik

pada tahun 2005 kepada 13,891.44 tan metrik pada tahun 2006. Kuantiti import ikan hidup telah mencatatkan penurunan paling ketara sebanyak 43.3% dari 1,984.38 tan metrik pada tahun 2005 ke 1,125.53 tan metrik pada tahun 2006. Nilai import tepung ikan yang tidak boleh dimakan mencatatkan kadar peningkatan yang paling tinggi iaitu sebanyak 73.7% dari RM23,272,606 pada tahun 2005 kepada RM40,431,974 pada tahun 2006. Udang, segar, sejuk dingin atau sejuk beku merupakan komoditi yang menunjukkan penurunan terbanyak dari segi nilai sebanyak 20.1% dari RM529,604,837 pada tahun 2005 ke RM423,021,438 pada tahun 2006.

Jadual 9: Kuantiti Import Komoditi Perikanan dari Pelbagai Negara, 2005 dan 2006

Negara	2005		2006		Perubahan (%)
	Kuantiti (Tan Metrik)	Peratus (%)	Kuantiti (Tan Metrik)	Peratus (%)	
Thailand	195,660	49.0	210,171	48.2	+7.4
China	45,505	11.4	58,336	13.4	+28.2
Indonesia	43,552	10.9	43,102	9.9	-1.0
Vietnam	10,856	2.7	16,990	3.9	+56.5
Myanmar	14,550	3.6	16,250	3.7	+11.7
India	16,195	4.1	13,419	3.1	-17.1
Pakistan	12,788	3.2	12,224	2.8	-4.4
Amerika Syarikat	2,319	0.6	9,992	2.3	+330.9
Lain-Lain	57,955	14.5	55,132	12.7	-4.9
Jumlah	**399,380**	**100.0**	**435,616**	**100.0**	**+9.1**

9. Pada tahun 2006, kuantiti komoditi perikanan diimport dari lapan (8) negara utama iaitu Thailand 210,171 tan metrik (48.2%), China 58,336 tan metrik (13.4%), Indonesia 43,102 tan metrik (9.9%), Vietnam 16,990 tan metrik (3.9%), Myanmar 16,250 tan metrik (3.7%), India 13,419 tan metrik (3.1%), Pakistan 12,224 tan metrik (2.8%) dan Amerika Syarikat 9,992 tan metrik (2.3%). Selebihnya sebanyak 55,132 tan metrik (12.7%) pula diimport dari negara-negara lain. Di antara negara tersebut, lima (5) negara yang menunjukkan peningkatan dari segi peratus kuantiti import iaitu Amerika Syarikat (330.9%), Vietnam (56.5%), China (28.2%), Myanmar (11.7%) dan Thailand (7.4%) manakala tiga (3) negara menunjukkan penurunan iaitu India (17.1%), Pakistan (4.4%) dan Indonesia (1.0%). Peningkatan kuantiti import dari Amerika Syarikat disebabkan oleh pertambahan kuantiti import sotong sejuk beku sebanyak 134,205 % dari 4 tan metrik pada tahun 2005 ke 5,372.23 tan metrik pada tahun 2006 (Rujuk Lampiran D).

Jadual 10: Nilai Import Komoditi Perikanan dari Pelbagai Negara, 2005 dan 2006

Negara	2005		2006		Perubahan (%)
	Nilai (RM juta)	Peratus (%)	(%) (RM juta)	Peratus (%)	
China	413.9	20.5	472.0	22.0	+14.0
Thailand	426.1	21.1	441.8	20.6	+3.7
Indonesia	253.7	12.5	249.1	11.6	-1.8
Vietnam	122.6	6.1	178.4	8.3	+45.5
India	174.5	8.6	120.2	5.6	-31.1
Myanmar	102.4	5.1	118.5	5.5	+15.7
Taiwan	72.0	3.6	58.1	2.7	-19.3
Amerika Syarikat	35.0	1.7	51.2	2.4	+46.3
Lain-Lain	422.8	20.9	459.2	21.4	+8.6
Jumlah	**2,023.00**	**100.0**	**2,148.5**	**100.0**	**+6.2**

10. Dari segi nilai, China merupakan negara utama mengekport komoditi perikanan ke Malaysia dengan peratusan sebanyak 22.0% diikuti oleh Thailand (20.6%), Indonesia (11.6%), Vietnam (8.3%), India (5.6%), Myanmar (5.5%), Taiwan (2.7%) dan Amerika Syarikat (2.4%). Selebihnya sebanyak 21.4% pula diimport dari negara-negara lain. Lima (5) negara telah menunjukkan peningkatan dari segi peratusan berbanding dengan tahun 2005 adalah Amerika Syarikat (46.3%), Vietnam (45.5%), Myanmar (15.7%), China (14.0%) dan Thailand (3.7%) manakala tiga (3) negara lagi iaitu India (31.1%), Taiwan (19.3%) dan Indonesia (1.8%) menunjukkan penurunan berbanding dengan tahun 2005.

STATUS OF EXPORT AND IMPORT OF MALAYSIAN FISHERY COMMODITIES, 2006

Table 1 : Export and Import - Value and Quantity, 2005 and 2006

Eksport / Import	2005	2006	Change (%)
Export			
Quantity (Tonnes)	289,971	270,774	-6.6
Value (RM Million)	2,430.1	2,365.9	-2.6
Import			
Quantity (Tonnes)	399,380	435,616	+9.1
Value (RM Million)	2,023.0	2,148.5	+6.2
Balance of Trade (BOT)	407.1	217.4	-46.6

1. The export quantity of fishery commodities (Table 1) for the year 2006 amounted to 270,774 tonnes which is a decrease of 6.6% from 289,971 tonnes the year before. The total export value was RM2,365.9 million for the year 2006, decreasing by 2.6% from RM2,430.1 million the year before. The import quantity of fishery commodities for the year 2006 was 435,616 tonnes increasing by 9.1% from 399,380 tonnes in the year 2005. The total import value of fishery commodities for the year 2006 was RM2,148.5 million, increasing by 6.2% from RM2,023.0 million the year before. The balance of trade for the year 2006 showed a surplus of RM217.4 million decreasing by 46.6% from RM407.1 million in the year 2005.

Table 2 : Main Fishery Commodities - Export 2006

Fishery Commodities	Export Quantity (%)	Export Value (%)	Average Price/Tonne (RM)
Ornamental Fish	4.6	3.5	6,648
Live Fish	3.7	4.0	9,467
Fish, fresh or chilled (incl. fish fillets and other fish meat)	13.0	6.4	4,274
Fish, frozen (incl. fish fillets)	12.4	5.6	3,972
Shrimps, prawns, fresh, chilled or frozen	18.9	40.9	18,950
Squid, cuttlefish, octopus & other molluscs, live, fresh, chilled or frozen	14.6	13.4	8,021
Fish, prepared or preserved, n.e.s	8.4	10.0	10,442
Canned crustaceans and molluscs	0.8	1.9	21,023

2. The high value fishery commodities exported in the year 2006 were canned crustaceans and molluscs; shrimps, prawns, fresh, chilled or frozen; and fish, prepared or preserved, n.e.s. These fishery commodities contributed 52.8% to the overall export value and 28.1% to the overall export quantity. Shrimps, prawns, fresh, chilled or frozen constituted 18.9% of the overall export quantity with an average price of RM18,950 per tonne and contributing to 40.9% to the total export value of the fishery commodity for the year 2006.

Table 3 : Composititon of Export of Fishery Commodities, 2005 and 2006

Composition	Export Quantity (Tonnes)		Change (%)	Export Values (RM)		Change (%)
	2005	2006		2005	2006	
Ornamental fish	9,286.18	12,324.43	+32.7	85,044,926	81,929,140	-3.7
Live fish	7,799.01	10,030.59	+28.6	77,037,213	94,961,613	+23.3
Fish, fresh or chilled (incl. fish fillets and other fish meat)	29,322.16	35,180.34	+20	107,360,358	150,365,350	+40.1
Fish, frozen (incl. fish fillets)	47,574.01	33,642.31	-29.3	154,172,959	133,640,971	-13.3
Shrimps, prawns, fresh, chilled or frozen	58,410.98	51,084.33	-12.5	1,157,668,824	968,062,958	-16.4
Squid, cuttlefish, octopus & other molluscs, live, fresh, chilled or frozen	34,203.21	39,656.74	+15.9	265,705,733	318,068,341	+19.7
Fish, prepared or preserved, n.e.s.	23,904.46	22,688.31	-5.1	207,548,119	236,917,563	+14.2
Crustaceans, molluscs and other aquatic invertebrates, prepared or preserved, n.e.s.	8,531.94	9,089.71	+6.5	145,819,833	159,545,138	+9.4
Fish meal unfit for human consumption	34,387.24	27,574.56	-19.8	67,363,147	59,101,204	-12.3
Miscellaneous	36,552.18	29,502.54	-19.3	162,355,475	163,325,586	+0.6
Total	**289,971.37**	**270,773.86**	**-6.6**	**2,430,076,587**	**2,365,917,864**	**-2.6**

3. The composition of export of fishery commodities for the year 2006 is shown in Table 3. The increase in the export quantity of ornamental fish was the highest rising by 32.7% from 9,286.18 tonnes in the year 2005 to 12,324.43 tonnes in the year 2006. The

export quantity of frozen fish (including fish fillets) showed the most significant decline by 29.3% from 47,574.01 tonnes in the year 2005 to 33,642.31 tonnes in the year 2006. The export value of fish, fresh or chilled (including fish fillets and other fish meat) registered the highest increase by 40.1% from RM107,360,358 in the year 2005 to RM150,365,350 in the year 2006. In terms of value, shrimps, prawns, fresh, chilled or frozen was the commodity which declined the most, that was by 16.4% from RM1,157,668,824 in the year 2005 to RM968,062,958 in the year 2006.

Table 4 : Quantity of Export of Fishery Commodities to Various Countries, 2005 and 2006

Country	2005		2006		Change (%)
	Quantity (Tonnes)	Percent (%)	Quantity (Tonnes)	Percent (%)	
Singapore	45,625	15.7	49,397	18.2	+8.3
Unites States of America	32,312	11.1	34,282	12.7	+6.1
Thailand	50,538	17.4	29,339	10.8	-41.9
China	34,404	11.9	26,411	9.8	-23.2
Italy	17,827	6.1	19,841	7.3	+11.3
Indonesia	19,817	6.8	17,988	6.6	-9.2
Japan	17,716	6.1	15,788	5.8	-10.9
Vietnam	8,800	3.0	10,118	3.7	+15.0
Others	62,932	21.7	67,610	25.0	+7.4
Total	**289,971**	**100.0**	**270,774**	**100.0**	**-6.6**

4. In the year 2006, the quantity of fishery commodities were exported to eight (8) major countries namely; Singapore 49,397 tonnes (18.2%), United States of America 34,282 tonnes (12.7%), Thailand 29,339 tonnes (10.8%), China 26,411 tonnes (9.8%), Italy 19,841 tonnes (7.3%), Indonesia 17,988 tonnes (6.6%), Japan 15,788 tonnes (5.8%) and Vietnam 10,118 tonnes (3.7%) while the remaining quantity of 67,610 tonnes (25.0%) were exported to other countries. The export quantity showed positive increment in terms of percentage in four (4) countries mentioned above namely; Vietnam (15.0%), Italy (11.35%), Singapore (8.3%) and United States of America (6.1%), whereas four (4) other countries; Thailand (41.9%), China (23.2%), Japan (10.9%) and Indonesia (9.2%) showed a decline.

Table 5 : Export Value of Fishery Commodities to Various Countries, 2005 and 2006

Country	2005		2006		Change (%)
	Value (RM million)	Percent (%)	Value (RM million)	Percent (%)	
United States of America	667.6	27.5	582.1	24.6	-12.8
Singapore	285.6	11.8	304.6	12.9	+6.7
Italy	216.2	8.9	248.0	10.5	+14.7
Japan	264.7	10.9	227.6	9.6	-14.0
China	137.6	5.7	128.8	5.4	-6.4
Hong Kong	104.1	4.3	106.8	4.5	+2.6
France	102.7	4.2	96.8	4.1	-5.7
Australia	70.0	2.9	94.7	4.0	+35.3
Others	581.6	23.9	576.5	24.4	-0.9
Total	**2,430.1**	**100.0**	**2,365.9**	**100.0**	**-2.6**

5. In terms of export value (Table 5), the United States of America maintains her position as the main importer of major Malaysian fishery commodities at RM582.1 million (24.6%). This was followed by Singapore RM304.6 million (12.9%), Italy RM248.0 million (10.5%), Japan RM227.6 million (9.6%), China RM128.8 million (5.4%), Hong Kong RM106.8 million (4.5%), France RM96.8 million (4.1%) and Australia RM94.7 million (4.0%). The remaining RM576.5 million (24.4%) was exported to the other countries. The export value increased in terms of percentage in four (4) countries as mentioned above namely, Australia (35.3%), Italy (14.7%), Singapore (6.7%) and Hong Kong (2.6%) while four (4) countries namely, Japan (14.0%), the United States of America (12.8%), China (6.4%) and France (5.7%) recorded a negative change when compared to the previous year.

Table 6 : Composition of Export and Import of Fishery Commodities, 2006

Composition	Export		Average Price	Import		Average Price
	Quantity (Tonnes)	Value (RM)		Quantity (Tonnes)	Value (RM)	
Ornamental fish	12,324.43	81,929,140	6,648	2,435.27	33,216,605	13,640
Live fish	10,030.59	94,961,613	9,467	1,125.53	24,037,818	21,357
Fish, fresh or chilled (incl. fish fillets and other fish meat)	35,180.34	150,365,350	4,274	183151.11	421,854,524	2,303
Fish, frozen (incl. fish fillets)	33,642.31	133,640,971	3,972	127,346.78	675,223,010	5,302
Shrimps, prawns, fresh, chilled or frozen	51,084.33	968,062,958	18,950	26,097.27	423,021,438	16,209
Squid, cuttlefish, octopus & other molluscs, live, fresh, chilled or frozen	39,656.74	318,068,341	8,021	13,891.44	62,470,280	4,497
Fish, prepared or preserved, n.e.s.	22,688.31	236,917,563	10,442	23,857.42	149,452,253	6,264
Crustaceans, molluscs and other aquatic invertebrates, prepared or preserved, n.e.s.	9,089.71	159,545,138	17,552	2,385.45	33,756,680	14,151
Fish meal unfit for human consumption	27,574.56	59,101,204	2,143	12,980.41	40,431,974	3,115
Miscellaneous	29,502.54	163,325,586	5,536	42,345.59	285,056,852	6,732

6. In the year 2006, Malaysia exported high value fishery commodities which was shrimps, prawns, fresh, chilled or frozen with an average price of RM18,950 per tonne. The same commodities were imported at an average price of RM16,209 per tonne. Malaysia imported low valued fishery commodities which was fish, fresh or chilled (including fish fillets and other fish meat) with an average price of RM2,303 per tonne. The same commodities were exported at an average price of RM4,274 per tonne.

Table 7: Main Fishery Commodities – Import, 2006

Fishery Commodity	Import Quantity (%)	Import Value (%)	Average Price/Tonne (RM)
Fish, fresh or chilled (incl. fish fillets and other fish meat)	42.0	19.6	2,303
Fish, frozen (incl. fish fillets)	29.2	31.4	5,302
Shrimps, prawns, fresh, chilled or frozen	6.0	19.7	16,209
Fish, prepared or preserved, n.e.s.	5.5	7.0	6,264
Squid, cuttlefish, octopus & other molluscs, live, fresh, chilled or frozen	3.2	2.9	4,497

7. In the year 2006, three (3) commodities namely, fish, fresh or chilled (including fish fillets and other fish meat); fish, frozen (including fish fillets) and shrimps, prawns, fresh, chilled or frozen contributed 77.2% and 70.7% respectively to the overall import quantity and value of the fishery commodities. Fish, fresh or chilled (including fish fillets and other fish meat) constituted 42.0% of the overall import quantity with a low average price of RM2,303 per tonne and contributing 19.6% of the total import value of the fishery commodities in the year 2006. Shrimps, prawns, fresh chilled or frozen

recorded the highest average price at RM16,209 per tonne although it contributed only 6.0% and 19.7% respectively to the overall import quantity and value.

Table 8 : Composition of Import of Fishery Commodities, 2005 and 2006

Composition	Import Quantity (Tonnes)		Change (%)	Import Value (RM)		Change (%)
	2005			2005	2006	
Ornamental fish	3,427.16	2,435.27	-28.9	36,942,268	33,216,605	-10.1
Live fish	1,984.38	1,125.53	-43.3	21,065,319	24,037,818	+14.1
Fish, fresh or chilled (incl. fish fillets and other fish meat)	171,609.88	183,151.11	+6.7	405,083,919	421,854,524	+4.1
Fish, frozen (incl. fish fillets)	105,370.47	127,346.78	+20.9	554,673,873	675,223,010	+21.7
Shrimps, prawns, fresh, chilled or frozen	35,397.19	26,097.27	-26.3	529,604,837	423,021,438	-20.1
Squid, cuttlefish, octopus & other molluscs, live, fresh, chilled or frozen	8,476.15	13,891.44	+63.9	52,969,576	62,470,280	+17.9
Fish, prepared or preserved, n.e.s.	22,237.04	23,857.42	+7.3	127,729,187	149,452,253	+17.0
Crustaceans, molluscs and other aquatic invertebrates, prepared or preserved, n.e.s.	2,308.03	2,385.45	+3.4	26,078,224	33,756,680	+29.4
Fish meal unfit for human consumption	8,280.98	12,980.41	+56.7	23,272,606	40,431,974	+73.7
Miscellaneous	40,288.24	42,345.59	+5.1	245,606,706	285,056,852	+16.1
Total	**399,379.52**	**435,616.27**	**+9.1**	**2,023,026,515**	**2,148,521,434**	**+6.2**

8. The squid, cuttlefish, octopus and other molluscs, live, fresh, chilled or frozen commodity recorded the highest increase in terms of import quantity which was

63.9% from 8,476.15 tonnes in the year 2005 to 13,891.44 tonnes in the year 2006. The import quantity of live fish showed the most significant decline by 43.3% from 1,984.38 tonnes in the year 2005 to 1,125.53 tonnes in the year 2006. The import value of fish meal unfit for human consumption registered the highest increase of 73.7% from RM23,272,606 in the year 2005 to RM40,431,974 in the year 2006. In terms of value, shrimps, prawns, fresh, chilled or frozen was the commodity which declined the most, that was 20.1% from RM529,604,837 in the year 2005 to RM423,021,438 in the year 2006.

Table 9 : Quantity of Import of Fishery Commodities from Various Countries, 2005 and 2006.

Country	2005		2006		Change (%)
	Quantity (Tonnes)	Percent (%)	Quantity (Tonnes)	Percent (%)	
Thailand	195,660	49.0	210,171	48.2	+7.4
China	45,505	11.4	58,336	13.4	+28.2
Indonesia	43,552	10.9	43,102	9.9	-1.0
Vietnam	10,856	2.7	16,990	3.9	+56.5
Myanmar	14,550	3.6	16,250	3.7	+11.7
India	16,195	4.1	13,419	3.1	-17.1
Pakistan	12,788	3.2	12,224	2.8	-4.4
United States of America	2,319	0.6	9,992	2.3	+330.9
Others	57,955	14.5	55,132	12.7	-4.9
Total	**399,380**	**100.0**	**435,616**	**100.0**	**+9.1**

9. In the year 2006, the quantity of fishery commodities imported from eight (8) major countries were Thailand 210,171 tonnes (48.2%), China 58,336 tonnes (13.4%), Indonesia 43,102 tonnes (9.9%), Vietnam 16,990 tonnes (3.9%), Myanmar 16,250 tonnes (3.7%), India 13,419 tonnes (3.1%), Pakistan 12,224 tonnes (2.8%) and United States of America 9,992 tonnes (2.3%). The remaining 55,132 tonnes (12.7%) were imported from other countries. The import quantity showed a positive increment in terms of percentage in five (5) countries namely, United States of America (330.9%), Vietnam (56.5%), China (28.2%), Myanmar (11.7%) and Thailand (7.4%) whereas

India, Pakistan and Indonesia showed a decline of 17.1%, 4.4% and 1.0% respectively. The increase in the quantity imported from the United States of America was largely due to the import of frozen cuttlefish and squids which increased by 134,205 % from 4 tonnes in the year 2005 to 5,372.23 tonnes in the year 2006 (Refer to Appendix D).

Table 10 : Import Value of Fishery Commodities from Various Countries, 2005 and 2006

Country	2005		2006		Change (%)
	Value (RM million)	Percent (%)	Value (RM million)	Percent (%)	
China	413.9	20.5	472.0	22.0	+14.0
Thailand	426.1	21.1	441.8	20.6	+3.7
Indonesia	253.7	12.5	249.1	11.6	-1.8
Vietnam	122.6	6.1	178.4	8.3	+45.5
India	174.5	8.6	120.2	5.6	-31.1
Myanmar	102.4	5.1	118.5	5.5	+15.7
Taiwan	72.0	3.6	58.1	2.7	-19.3
United States of America	35.0	1.7	51.2	2.4	+46.3
Others	422.8	20.9	459.2	21.4	+8.6
Total	**2,023.00**	**100.0**	**2,148.5**	**100.0**	**+6.2**

10. In the year 2006, China led in exporting fishery commodities to Malaysia in terms of import value with a percentage of 22.0%. This was followed by Thailand (20.6%), Indonesia (11.6%), Vietnam (8.3%), India (5.6%), Myanmar (5.5%), Taiwan (2.7%) and the United States of America (2.4%). The remaining 21.4% were imported from other countries. The five (5) countries which recorded an increase in import value in terms of percentage were United States of America (46.3%), Vietnam (45.5%), Myanmar (15.7%), China (14.0%) and Thailand (3.7%). The other three (3) countries namely, India Taiwan and Indonesia recorded a negative change in the import value of 31.1%, 19.3% and 1.8% respectively compared to the year 2005.

CARTA (*CHART*) **I**

MALAYSIA

KUANTITI EKSPORT KOMODITI PERIKANAN MENGIKUT NEGARA YANG DITUJUI, 2006

(QUANTITY OF EXPORT OF FISHERY COMMODITIES BY COUNTRY OF DESTINATION, 2006)

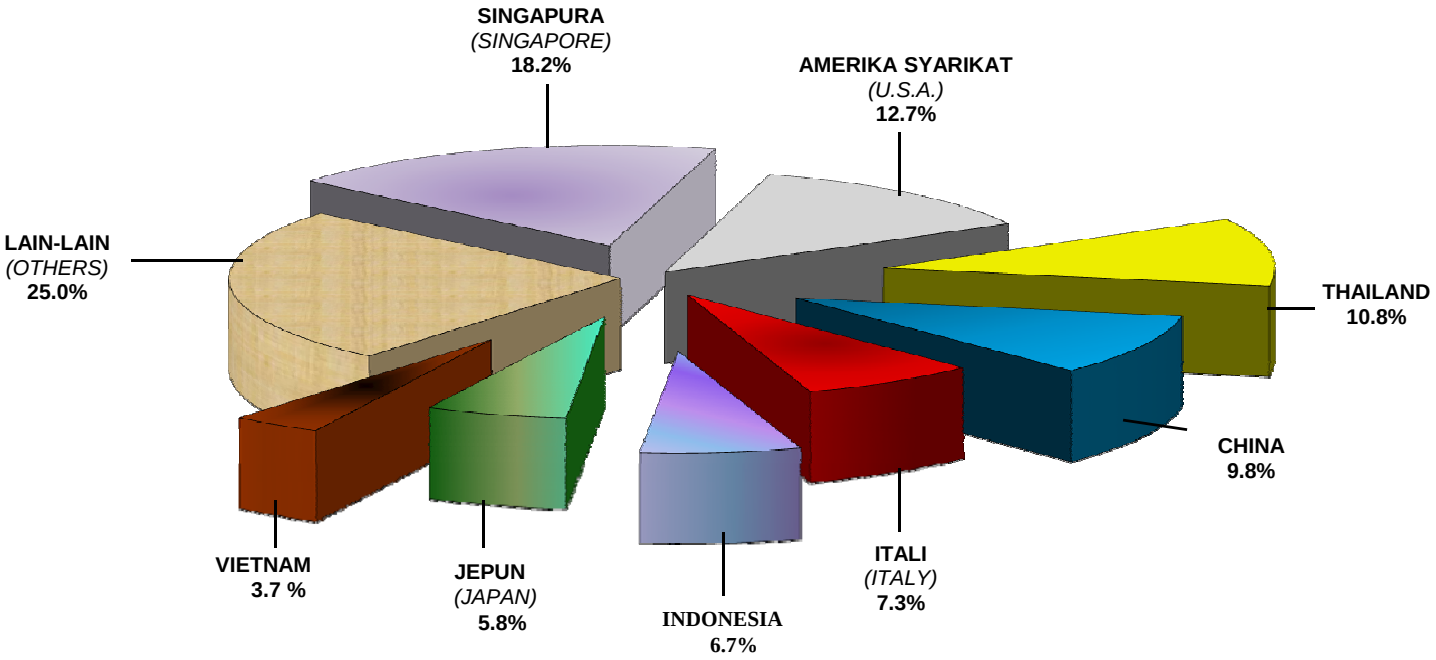

Jumlah *(Total)* **270,774 Tan Metrik** *(Tonnes)*

CARTA (*CHART*) **II**

MALAYSIA

NILAI EKSPORT KOMODITI PERIKANAN MENGIKUT NEGARA YANG DITUJUI, 2006

(VALUE OF EXPORT OF FISHERY COMMODITIES BY COUNTRY OF DESTINATION, 2006)

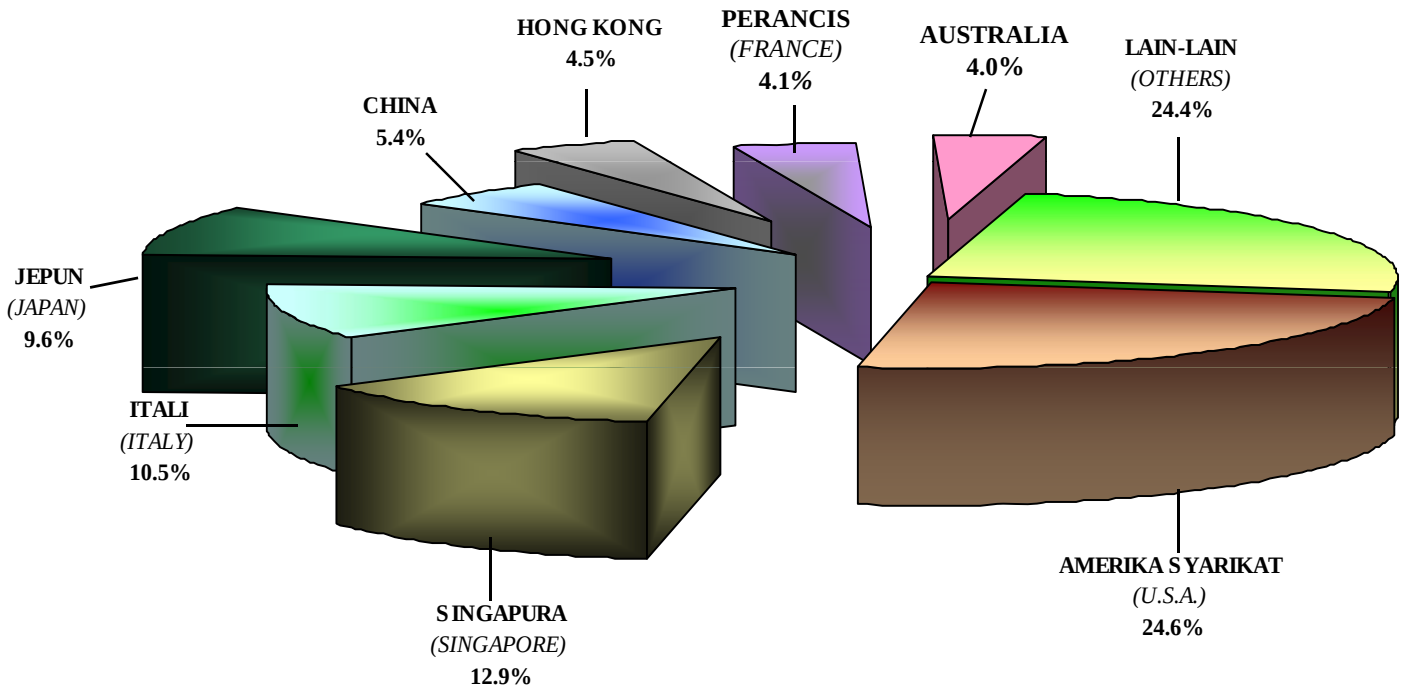

Jumlah *(Total)* **RM 2,365.9 Juta** (*Million)*

CARTA (*CHART*) **III**

MALAYSIA
KUANTITI IMPORT KOMODITI PERIKANAN MENGIKUT NEGARA ASAL, 2006
(QUANTITY OF IMPORT OF FISHERY COMMODITIES BY COUNTRY OF ORIGIN, 2006)

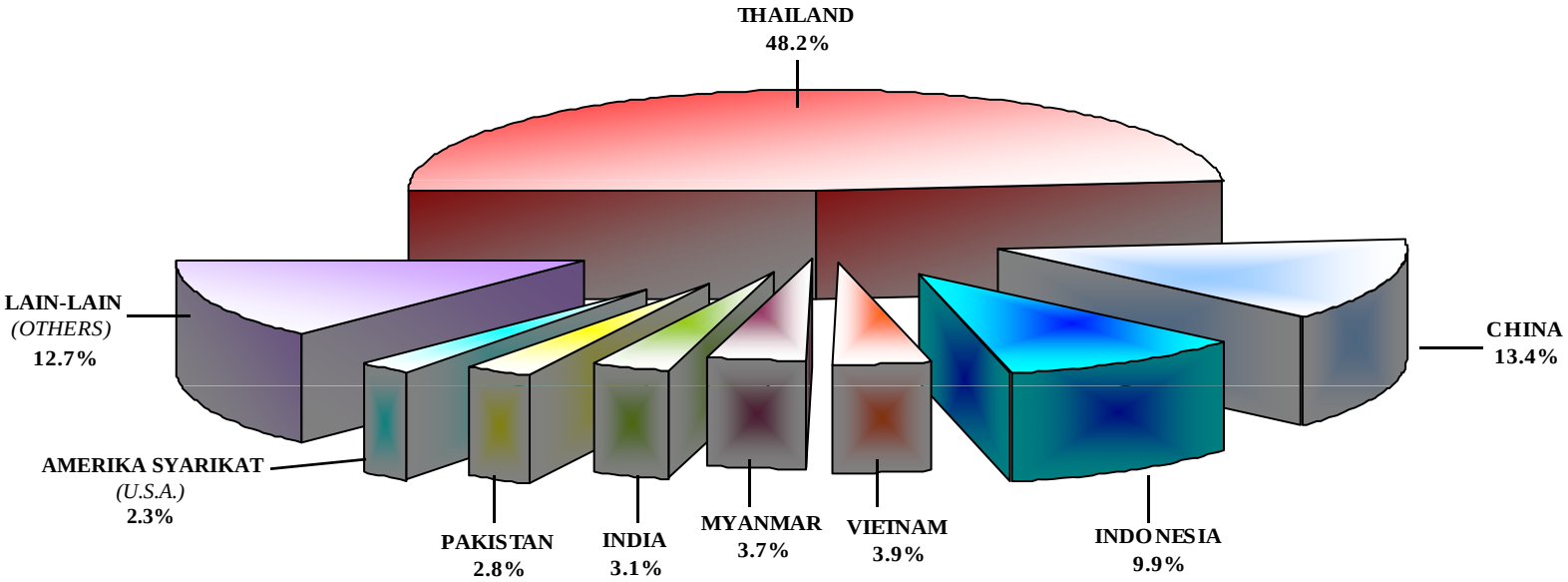

Jumlah *(Total)* **435,616 Tan Metrik** *(Tonnes)*

CARTA (*CHART*) **IV**

MALAYSIA
NILAI IMPORT KOMODITI PERIKANAN MENGIKUT NEGARA ASAL, 2006
(VALUE OF IMPORT OF FISHERY COMMODITIES BY COUNTRY OF ORIGIN, 2006)

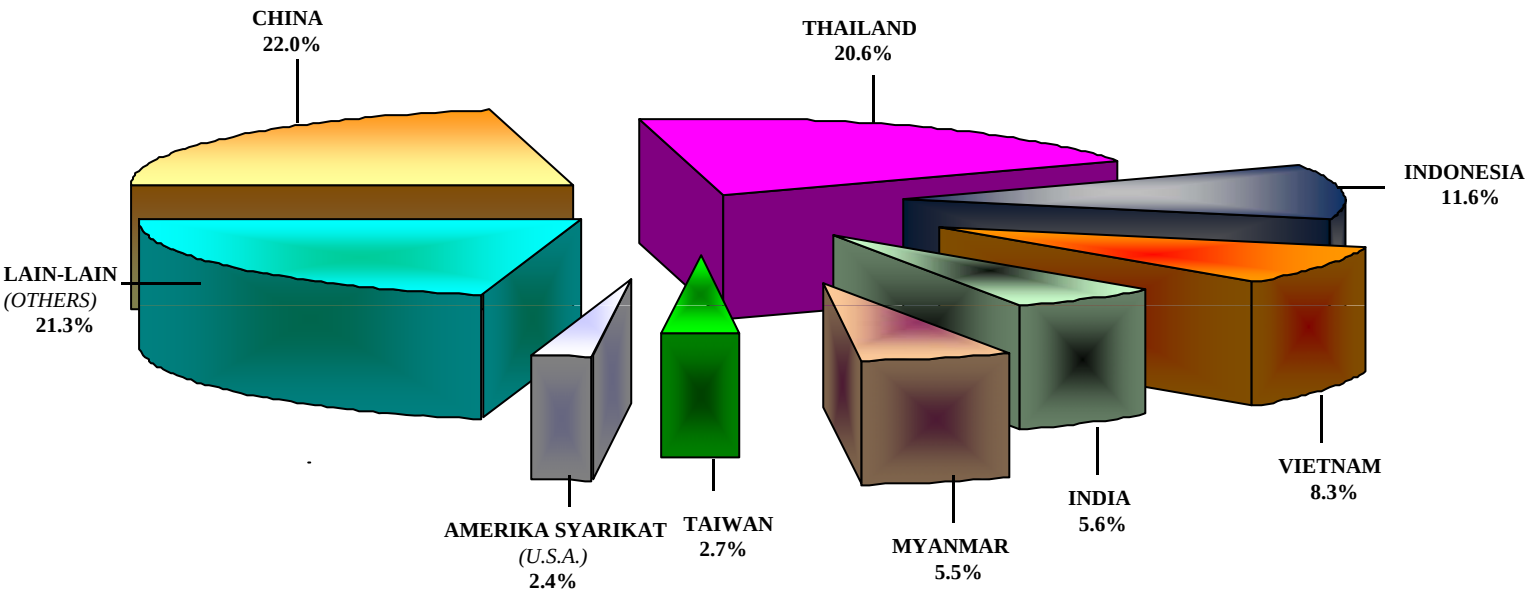

Jumlah *(Total)* **RM 2,148.5 Juta** (*Million)*

CARTA *(CHART)* **V**

MALAYSIA

NILAI EKSPORT DAN IMPORT KOMODITI PERIKANAN, 1997-2006

(VALUE OF EXPORT AND IMPORT OF FISHERY COMMODITIES, 1997-2006)

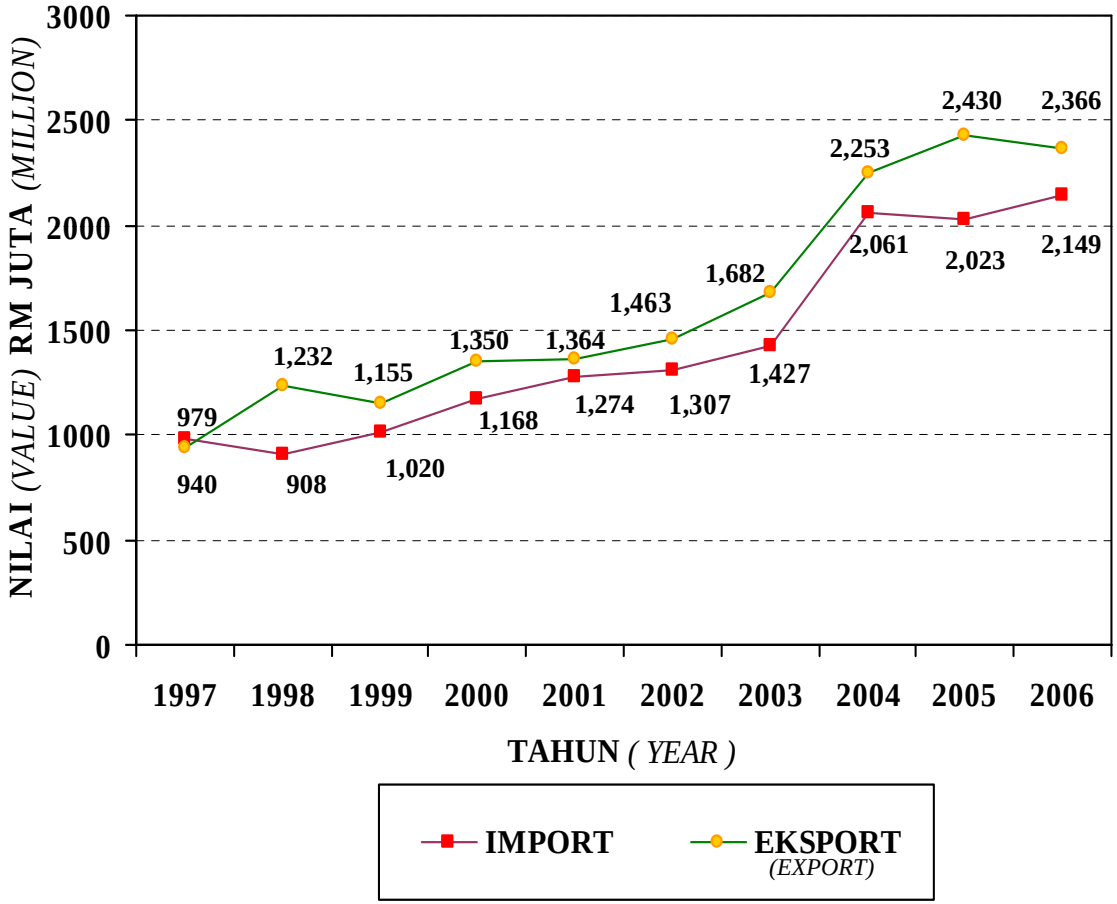

CARTA *(CHART)* **VI**

MALAYSIA

KUANTITI EKSPORT DAN IMPORT KOMODITI PERIKANAN, 1997-2006

(QUANTITY OF EXPORT AND IMPORT OF FISHERY COMMODITIES, 1997-2006)

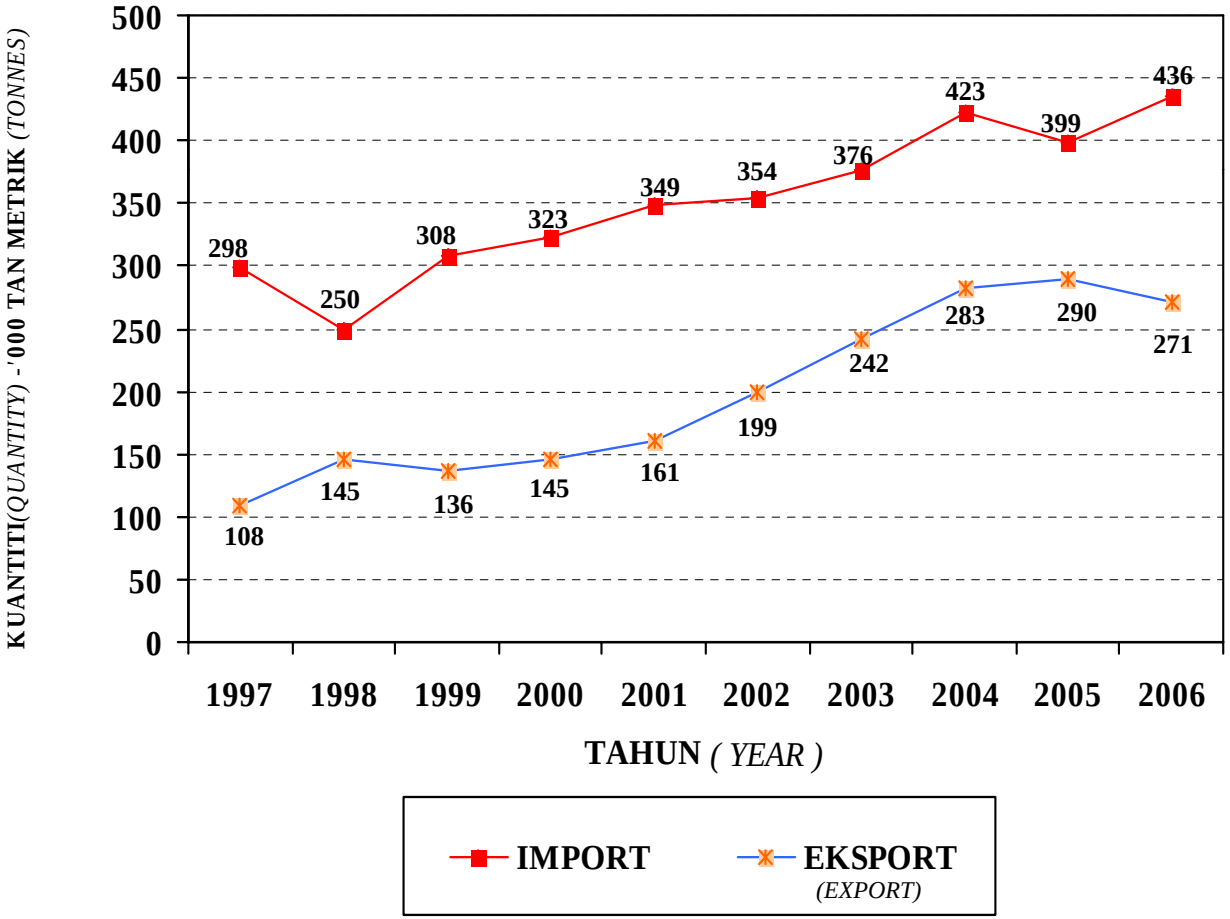

CARTA (*CHART*) **I**

MALAYSIA

KUANTITI EKSPORT KOMODITI PERIKANAN MENGIKUT NEGARA YANG DITUJUI, 2006

(QUANTITY OF EXPORT OF FISHERY COMMODITIES BY COUNTRY OF DESTINATION, 2006)

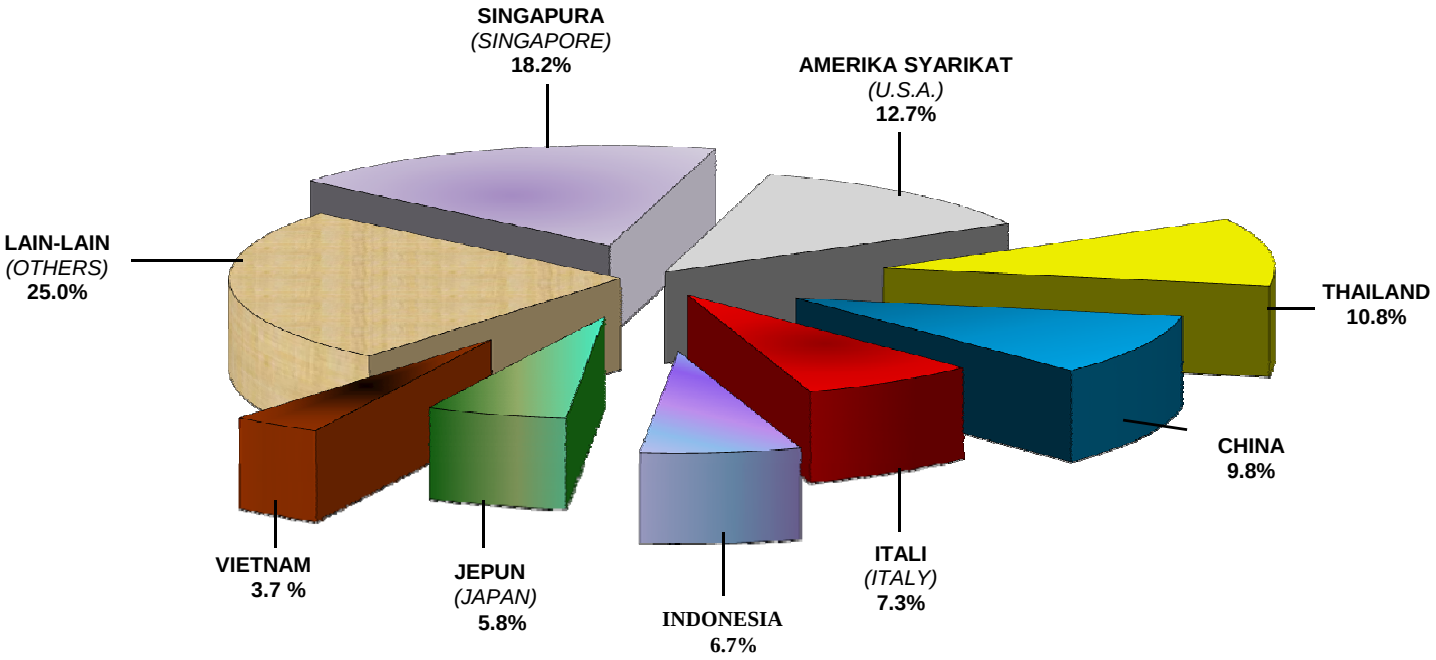

Jumlah *(Total)* **270,774 Tan Metrik** *(Tonnes)*

CARTA (*CHART*) **II**

MALAYSIA

NILAI EKSPORT KOMODITI PERIKANAN MENGIKUT NEGARA YANG DITUJUI, 2006

(VALUE OF EXPORT OF FISHERY COMMODITIES BY COUNTRY OF DESTINATION, 2006)

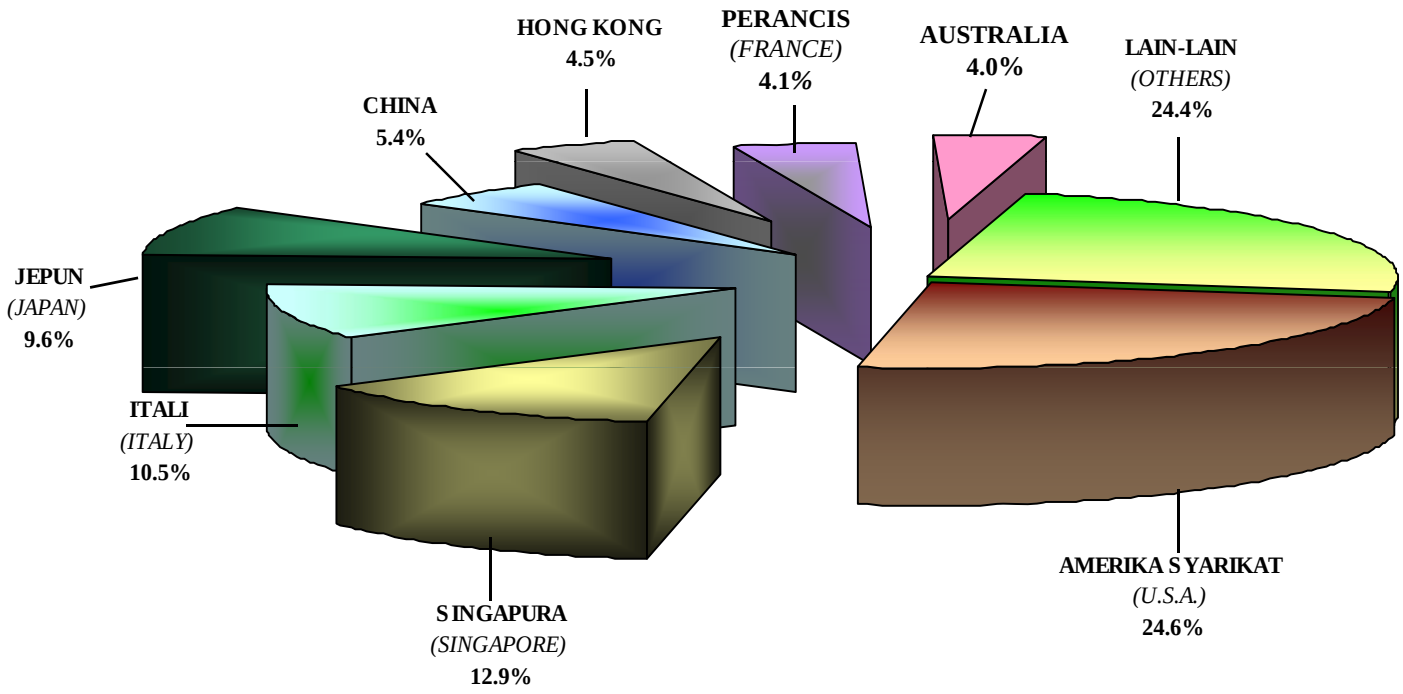

Jumlah *(Total)* **RM 2,365.9 Juta** (*Million)*

CARTA (*CHART*) **III**

MALAYSIA
KUANTITI IMPORT KOMODITI PERIKANAN MENGIKUT NEGARA ASAL, 2006
(QUANTITY OF IMPORT OF FISHERY COMMODITIES BY COUNTRY OF ORIGIN, 2006)

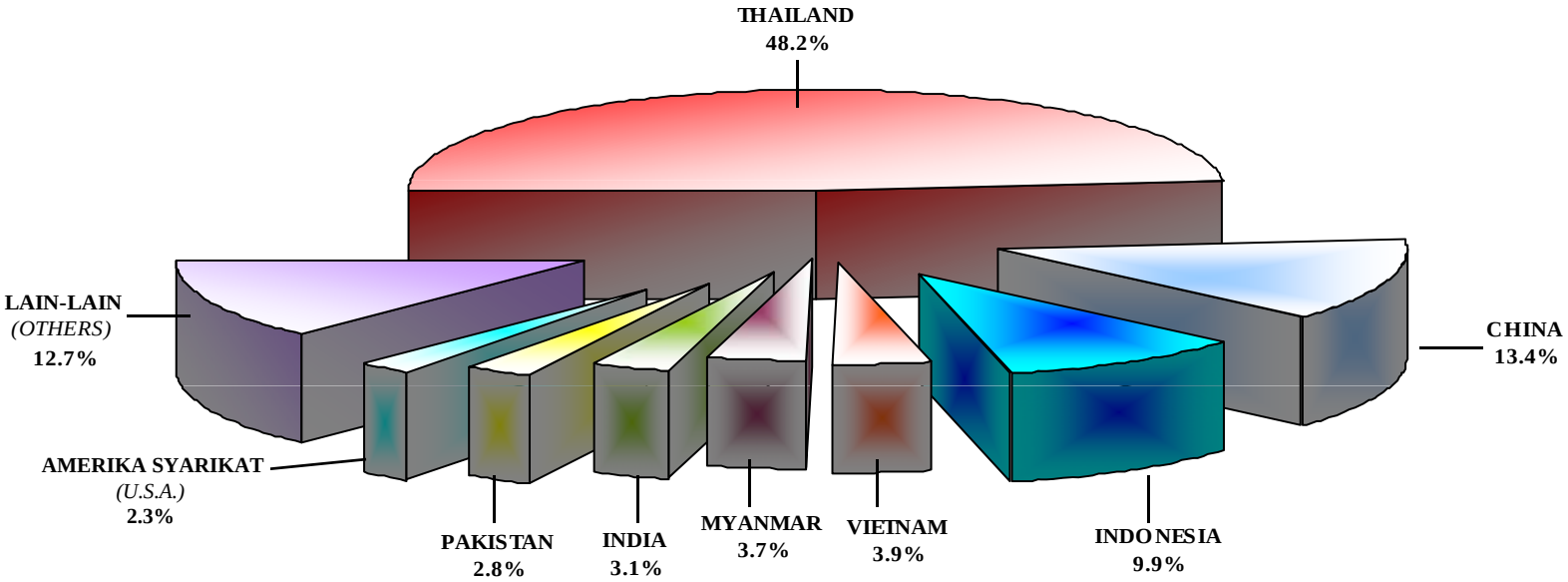

Jumlah *(Total)* **435,616 Tan Metrik** *(Tonnes)*

CARTA (*CHART*) **IV**

MALAYSIA
NILAI IMPORT KOMODITI PERIKANAN MENGIKUT NEGARA ASAL, 2006
(VALUE OF IMPORT OF FISHERY COMMODITIES BY COUNTRY OF ORIGIN, 2006)

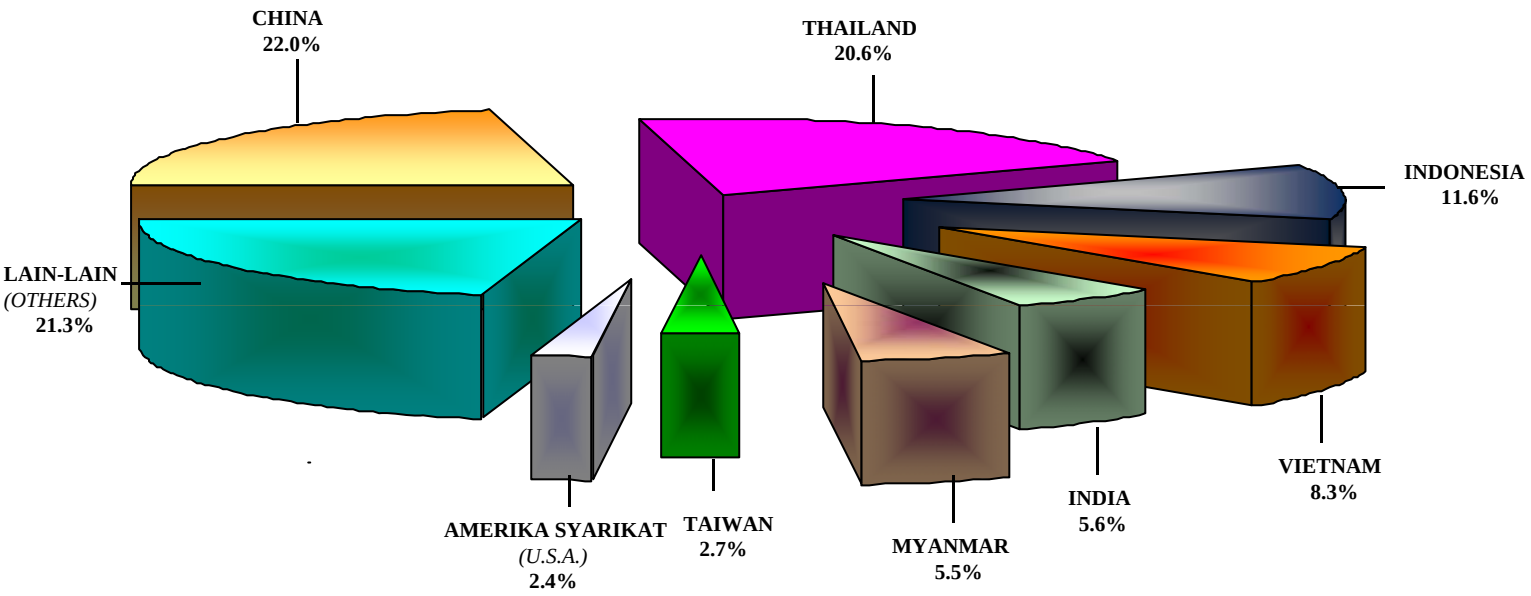

Jumlah *(Total)* **RM 2,148.5 Juta** (*Million)*

CARTA *(CHART)* **V**

MALAYSIA

NILAI EKSPORT DAN IMPORT KOMODITI PERIKANAN, 1997-2006

(VALUE OF EXPORT AND IMPORT OF FISHERY COMMODITIES, 1997-2006)

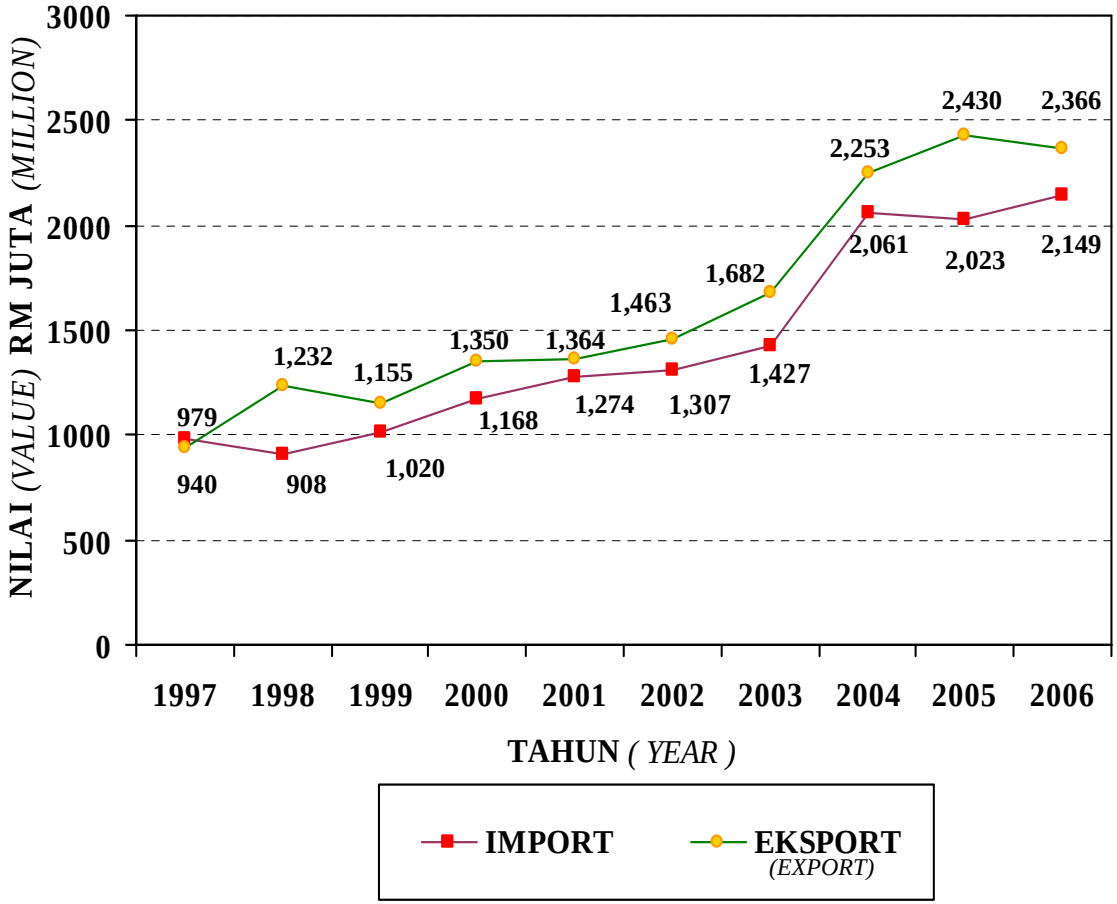

CARTA *(CHART)* **VI**

MALAYSIA

KUANTITI EKSPORT DAN IMPORT KOMODITI PERIKANAN, 1997-2006

(QUANTITY OF EXPORT AND IMPORT OF FISHERY COMMODITIES, 1997-2006)

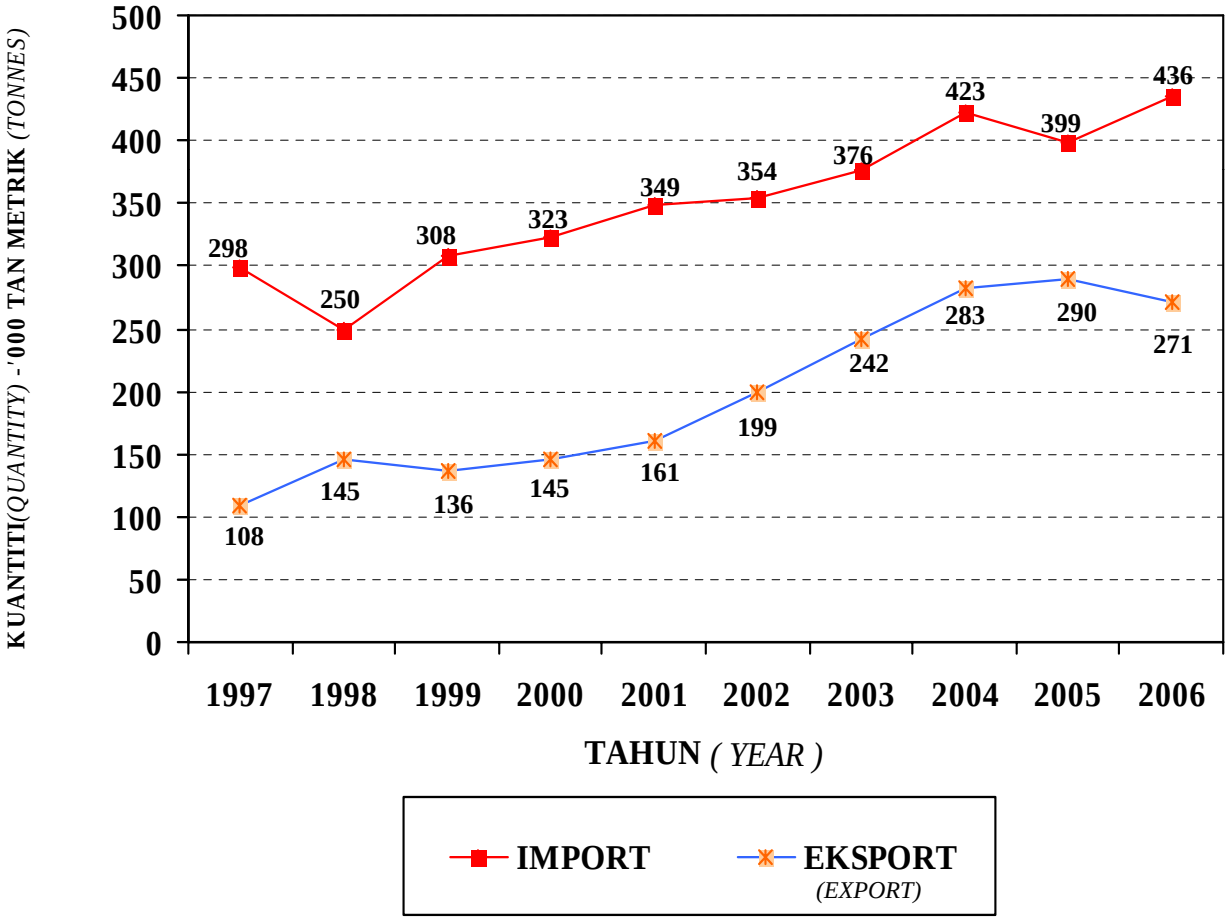

MALAYSIA
EKSPORT DAN IMPORT KOMODITI PERIKANAN, 2006
EXPORT AND IMPORT OF FISHERY COMMODITIES, 2006
Kuantiti dalam Tan Metrik dan Nilai dalam RM
Quantity in Tonnes and Value in RM

Kod Komoditi *Commodity Code*		**Keterangan Komoditi** *Description of Commodity*	**EKSPORT***/EXPORT*		**IMPORT**	
HS	S.I.T.C.		**Kuantiti** *Quantity*	**Nilai** *Value*	**Kuantiti** *Quantity*	**Nilai** *Value*
		Ornamental Fish				
030110020	034110010	Other Live Ornamental Fish, Marine	2,40	45.424	219,67	2.008.864
030110030	034110030	Other Live Ornamental Fish, Freshwater	6.420,06	19.117.442	143,87	3.833.244
030110100	034111100	Ornamental Fish, Fry, Alive	362,51	8.313.147	1.928,88	23.677.445
030110900	034111900	Other Ornamental Fish, o/t Fry, Alive	5.539,47	54.453.127	142,85	3.697.052
		Jumlah/*Total*	**12.324,43**	**81.929.140**	**2.435,27**	**33.216.605**
		Live Fish				
030193090	034110011	Other Carp, Alive	309,35	1.090.993	0,27	3.469
030191001	034110050	Trout, Alive	0,68	2.550	0.00	0
030192001	034110070	Eels (Anguilla Spp.), Alive	36,68	163.149	0,66	9.227
030193010	034110090	Carp Breeder, Alive	466,75	1.405.885	0.00	0
030199011	034110130	MilkFish or Lapu Lapu Fry for Breeding, Alive	751,09	2.040.973	71,68	919.144
030199019	034110150	MilkFish or Lapu Lapu Fry other than for Breeding, Alive	214,03	899.367	47,88	449.817
030199021	034110170	Other Fish Fry, for Breeding, Alive	479,86	1.477.730	539,13	7.793.365
030199029	034110190	Other Fish Fry, other than for Breeding	12,76	56.852	35,35	398.750
030199030	034110210	Other Marine Fish, Alive	1.356,41	17.274.750	40,66	445.847
030199040	034110230	Other Freshwater Fish, Alive	3.201,73	11.154.385	203,48	5.479.750
030191100	034112100	Trout, Fry, Alive	0.00	0	14,45	181.804
030191900	034112900	Trout, other than Fry, Alive	2,85	30.194	2,09	173.456
030192100	034113100	Eels (Anguilla Spp.), Fry, Alive	0.00	0	0.00	0
030192900	034113900	Eels (Anguilla Spp.), other than Fry, Alive	0,56	7.650	31,54	231.853
030193100	034114100	Carp, Fry, Alive	0.00	0	8,46	287.616
030193900	034114900	Carp, other than Fry, Alive	1.479,26	6.848.606	34,84	4.258.273
030199000	034119000	Other Live Fish, other than Trout, Eels or Carp	1.718,59	52.508.529	95,02	3.405.447
		Jumlah/*Total*	**10.030,59**	**94.961.613**	**1.125,53**	**24.037.818**
		Fish, Fresh Or Chilled				
030211000	034121000	Trout, excluding Livers and Roes, Fresh or Chilled	0,26	11.460	15,06	445.044
030212000	034122000	Pacific Salmon, Atlantic Salmon and Danube Salmon, excl. Livers and Roes, Fresh or Chilled	0,02	500	849,23	20.873.350
030219000	034129000	Other Salmonidae, excl. Livers and Roes, Fresh or Chilled	41,60	185.591	146,45	2.404.377
030221000	034131000	Halibut, excluding Livers and Roes, Fresh or Chilled	0,20	1.500	1,16	12.414
030222000	034132000	Plaice, excluding Livers and Roes, Fresh or Chilled	0.00	0	0.00	0
030223000	034133000	Sole (Solea Spp), excluding Livers and Roes, Fresh or Chilled	0.00	0	0,53	25.393
030229000	034139000	Other Flat Fish, excl. Livers and Roes, Fresh or Chilled	198,11	661.215	76,73	630.941
030231000	034141000	Albacore or Long finned Tunas, excluding Livers and Roes, Fresh or Chilled	0.00	0	0.00	0
030232000	034142000	Yellowfin Tunas (Thunnus Albacares), excluding Livers and Roes, Fresh or Chilled	949,66	25.945.941	817,62	9.015.192
030233000	034143000	Skipjack or Stripe- Bellied Bonito, excluding Livers and Roes, Fresh or Chilled	440,00	1.295.888	0,55	21.198

Samb. (*cont'd*)

MALAYSIA
EKSPORT DAN IMPORT KOMODITI PERIKANAN, 2006
EXPORT AND IMPORT OF FISHERY COMMODITIES, 2006

Kuantiti dalam Tan Metrik dan Nilai dalam RM
Quantity in Tonnes and Value in RM

Kod Komoditi *Commodity Code* HS	S.I.T.C.	Keterangan Komoditi *Description of Commodity*	EKSPORT/*EXPORT* Kuantiti *Quantity*	Nilai *Value*	IMPORT Kuantiti *Quantity*	Nilai *Value*
030234000	034144000	Bigeye Tunas (Thunnus Obesus) of Flat Fish	31,29	232.754	783,60	8.486.646
030239000	034149000	Other Tunas, excluding Livers and Roes, Fresh or Chilled	19,60	155.749	9,62	286.138
030240000	034151000	Herrings, excluding Livers and Roes, Fresh or Chilled	0.00	0	0,54	37.342
030261000	034159000	Sardines, excluding Livers and Roes, Fresh or Chilled	0,72	2.447	137,58	450.214
030250000	034160000	Cod, excluding Livers and Roes, Fresh or Chilled	0.00	0	0.00	0
030264000	034170000	Mackerel, excluding Livers and Roes, Fresh or Chilled	10,00	77.760	438,69	1.959.036
030269010	034180010	Marine Fish, excluding Livers and Roes, Fresh or Chilled	23.252,13	58.342.339	169.602,24	292.779.077
030269020	034180030	Freshwater Fish, excluding Livers and Roes, Fresh or Chilled	1.129,95	5.072.346	4.023,64	18.905.809
030262000	034181000	Haddock, excluding Livers and Roes, Fresh or Chilled	0.00	0	10,55	50.675
030265000	034183000	Dogfish and other Sharks, excluding Livers and Roes, Fresh or Chilled	0,60	1.200	0.00	0
030266000	034184000	Eels (Anguilla spp), excluding Livers and Roes, Fresh or Chilled	1,78	5.506	4,12	121.076
030269000	034189000	Other Fish, excluding Livers and Roes, Fresh or Chilled	2,40	46.396	521,61	19.047.326
030270000	034190000	Livers and Roes, Fresh or Chilled	1,01	12.958	22,66	343.497
		Jumlah/*Total*	**26.079,34**	**92.051.550**	**177.462,19**	**375.894.745**
		Fish, Frozen				
030319000	034210900	Other Pacific Salmon	337,46	3.119.516	320,84	3.625.489
030311000	034211100	Sockeye Salmon (Red Salmon)	0.00	0	18,79	619.641
030321000	034212000	Trout, excluding Livers and Roes, Frozen	0,92	27.828	411,00	5.547.193
030322000	034213000	Atlantic Salmon and Danube Salmon, excluding Livers and Roes, Frozen	0,13	2.033	170,91	3.225.269
030329000	034219000	Other Salmonidae, excl. Livers and Roes, Frozen	1.941,97	3.531.696	3.787,44	25.543.456
030331000	034221000	Halibut, excluding Livers and Roes, Frozen	5,07	30.553	50,73	1.259.449
030332000	034222000	Plaice, excl. Livers and Roes, Frozen	0.00	0	14,00	134.828
030333000	034223000	Sole (Solea Spp.), excluding Livers and Roes, Frozen	1,31	9.347	7,10	146.492
030339000	034229000	Other Flat Fish, excl. Livers and Roes, Frozen	531,91	2.792.793	429,59	3.757.597
030341000	034231000	Albacore or Longfinned Tunas, excluding Livers and Roes, Frozen	90,36	332.729	1.789,27	20.158.864
030342000	034232000	Yellowfin Tunas, excluding Livers and Roes, Frozen	118,62	939.906	76,33	389.045
030343000	034233000	Skipjack or Stripe-Bellied Bonito, excluding Livers and Roes, Frozen	1.414,14	3.013.456	757,06	2.063.056
030344000	034234000	Bigeye Tunas (Thunnus Obesus) of Tunas	3,69	26.832	273,18	1.226.874
030345000	034235000	Bluefin Tunas (Thunnus Thynnus) of Tunas	14,00	20.790	7,10	213.284
030349000	034239000	Other Tunas, excluding Livers and Roes, Frozen	820,72	3.093.475	1.643,39	9.480.403
030350000	034241000	Herrings, excluding Livers and Roes, Frozen	1,00	9.500	58,71	102.897
030371000	034249000	Sardines, excluding Livers and Roes, Frozen	500,18	1.092.330	11.443,44	50.746.932
030360000	034250000	Cod, excluding Livers and Roes, Frozen	13,17	254.067	591,25	7.987.291

Samb. (*cont'd*)

MALAYSIA
EKSPORT DAN IMPORT KOMODITI PERIKANAN, 2006
EXPORT AND IMPORT OF FISHERY COMMODITIES, 2006
Kuantiti dalam Tan Metrik dan Nilai dalam RM
Quantity in Tonnes and Value in RM

Kod Komoditi *Commodity Code* HS	S.I.T.C.	Keterangan Komoditi *Description of Commodity*	EKSPORT/*EXPORT* Kuantiti *Quantity*	Nilai *Value*	IMPORT Kuantiti *Quantity*	Nilai *Value*
030374000	034260000	Mackerel, excluding Livers and Roes, Frozen	999,01	2.967.369	33.362,48	132.506.049
030378000	034270000	Hake, excluding Livers and Roes, Frozen	0.00	0	0.00	0
030379010	034280010	Marine Fish, excluding Livers and Roes, Frozen	4.653,72	10.562.173	23.439,83	66.928.289
030379020	034280030	Freshwater Fish, excluding Livers and Roes, Frozen	1.365,36	3.814.356	2.756,72	11.836.218
030372000	034281000	Haddock, excluding Livers and Roes, Frozen	0.00	0	0,80	20.585
030373000	034282000	Coalfish, excluding Livers and Roes, Frozen	0.00	0	0.00	0
030375000	034283000	Dogfish and Other Sharks, excluding Livers and Roes, Frozen	11,20	43.444	51,99	1.354.370
030376000	034284000	Eels (Anguilla Spp.), excl. Livers and Roes, Frozen	357,99	3.681.925	110,42	2.577.703
030377000	034285000	Sea Bass, excluding Livers and Roes, Frozen	664,39	10.529.608	1.901,09	42.940.128
030379000	034289000	Other Fish, excluding Livers and Roes, Frozen	10.649,13	28.694.027	26.199,02	124.684.427
030380000	034290000	Livers and Roes, Frozen	10,36	172.453	113,21	1.696.441
030380010	034290010	Livers, Frozen	0.00	0	0.00	0
030380020	034290030	Roes, Frozen	3,66	81.617	7,03	31.914
		Jumlah/*Total*	**24.509,46**	**78.843.823**	**109.792,71**	**520.804.184**
		Fish Fillets, Frozen				
030420000	034400100	Frozen Fillets	9.132,85	54.797.148	17.554,07	154.418.826
		Fish Fillets, Fresh Or Chilled & Other Fish Meat, Fresh, Chilled or Frozen				
030410000	034510000	Fish Fillets, Fresh or Chilled	491,88	1.934.902	1.060,37	5.348.775
030490000	034550000	Other Fish Meat (Whether or Not Minced), Fresh, Chilled or Frozen	8.609,13	56.378.898	4.628,55	40.611.004
		Jumlah/*Total*	**9.101,01**	**58.313.800**	**5.688,92**	**45.959.779**
		ORNAMENTAL FISH	**12.324,43**	**81.929.140**	**2.435,27**	**33.216.605**
		LIVE FISH	**10.030,59**	**94.961.613**	**1.125,53**	**24.037.818**
		FISH, FRESH, CHILLED OR FROZEN	**68.822,65**	**284.006.321**	**310.497,88**	**1.097.077.534**
		Fish, Dried, Salted Or In Brine But Not Smoked				
030551000	035110000	Cod, Dried, whether or not Salted but not Smoked	1,73	44.953	2,00	118.804
030530100	035120100	Marine Fish Fillets, Dried, Salted or in Brine, but not Smoked	29,18	354.624	20,28	32.196
030530200	035120200	Freshwater Fish Fillets, Dried, Salted or in Brine, but not Smoked	248,58	2.001.223	18,83	55.837
030559001	035130010	Other Sharks' Fins, Ikan Bilis/Fishmaws other than Marine Fish	939,68	4.293.245	17.643,24	49.754.640
030559100	035130100	Ikan Bilis, Dried, whether or not Salted but not Smoked	489,71	3.222.240	0,26	5.914

Samb. (*cont'd*)

MALAYSIA

EKSPORT DAN IMPORT KOMODITI PERIKANAN, 2006

EXPORT AND IMPORT OF FISHERY COMMODITIES, 2006

Kuantiti dalam Tan Metrik dan Nilai dalam RM

Quantity in Tonnes and Value in RM

Kod Komoditi *Commodity Code* HS	S.I.T.C.	Keterangan Komoditi *Description of Commodity*	EKSPORT/*EXPORT* Kuantiti *Quantity*	Nilai *Value*	IMPORT Kuantiti *Quantity*	Nilai *Value*

030559200	035130200	Fishmaws, Dried, whether or not Salted but not Smoked	3,59	172.591	29,34	422.442
030559300	035130300	Shark's Fins, Dried, whether or not Salted but not Smoked	41,53	813.098	113,31	1.529.390
030559910	035130910	Other Marine Fish, Dried, whether or not Salted but not Smoked	93,22	2.237.748	26,54	240.368
030559920	035130920	Other Freshwater Fish, Dried, whether or not Salted but not Smoked	70,47	551.085	557,77	2.452.581
		Jumlah/*Total*	**1.917,69**	**13.690.807**	**18.411,56**	**54.612.172**
		Fish, Salted But Not Dried Or Smoked & Fish In Brine				
030562000	035210000	Cod, Salted but not Dried or Smoked and in Brine	0.00	0	0.00	0
030563000	035220000	Anchovies, Salted but not Dried or Smoked and in Brine	2.686,23	4.358.847	36,56	300.226
030569001	035290010	Other Herrings, Cod & Anchovies, Fishmaws/Sharks' Fins other than Marine Fish	10,13	70.683	963,48	2.325.327
030561000	035291000	Herrings, Salted but not Dried or Smoked and in Brine	0.00	0	0.00	0
030569100	035299100	Fishmaws, Salted but not Dried or Smoked and in Brine	23,70	93.848	0.00	0
030569200	035299200	Sharks' Fins, Salted but not Dried or Smoked and in Brine	0,71	76.980	7,32	504.342
030569910	035299910	Other Marine Fish, Salted but not Dried or Smoked and in Brine	176,64	832.874	12,23	52.936
030569920	035299920	Other Freshwater Fish, Salted but not Dried or Smoked and in Brine	3,04	21.869	399,72	830.814
		Jumlah/*Total*	**2.900,46**	**5.455.101**	**1.419,31**	**4.013.645**
		Fish, Smoked, Whether Or Not Cooked Before/During Cooking				
030541000	035301000	Pacific Salmon, Smoked, incl. Fillets	5,40	98.000	0,23	10.641
030549000	035309000	Other Smoked Fish, Including Fillets	0,18	5.263	24,22	131.440
		Jumlah/*Total*	**5,58**	**103.263**	**24,46**	**142.081**
		Fish Liver & Roes, Dried, Smoked, Salted Or In Brine				
030520001	035400010	Livers and Roes of Fish, of Cod/ Smoked Salmon & of Other Smoked Marine Fish & of Smoked Freshwater Fish	0.00	0	2,96	5.635
030520002	035400030	Livers and Roes of Fish, Dried, Salted/ in Brine of Salmon & of other than Marine Fish	0.00	0	56,49	241.536
030520003	035400050	Livers and Roes of Fish, Dried, Salted/ in Brine of Freshwater Fish	0.00	0	0.00	0
030520100	035400100	Livers and Roes, Dried, Smoked, Salted or in Brine, of Cod	0.00	0	1,16	77.796
030520210	035400210	Livers and Roes, Smoked, of Salmon	0.00	0	0.00	0
030520220	035400220	Livers and Roes, Dried, Smoked, Salted or in Brine, of Salmon	4,35	46.308	0.00	0

Samb. (*cont'd*)

MALAYSIA

EKSPORT DAN IMPORT KOMODITI PERIKANAN, 2006

EXPORT AND IMPORT OF FISHERY COMMODITIES, 2006

Kuantiti dalam Tan Metrik dan Nilai dalam RM

Quantity in Tonnes and Value in RM

Kod Komoditi *Commodity Code*		**Keterangan Komoditi** *Description of Commodity*	**EKSPORT**/*EXPORT*		**IMPORT**	
HS	S.I.T.C.		**Kuantiti** *Quantity*	**Nilai** *Value*	**Kuantiti** *Quantity*	**Nilai** *Value*
030520310	035400310	Livers and Roes, Smoked, of Other Marine Fish	0.00	0	0.00	0
030520320	035400320	Livers and Roes, Dried, Salted or in Brine, of Other Marine Fish	0,65	15.666	1,90	11.870
030520420	035400420	Livers and Roes, Dried, Salted or in Brine, of Freshwater Fish	0,50	5.782	0.00	0

		Jumlah/*Total*	**5,50**	**67.756**	**62,51**	**336.837**
		Fish Meal Fit For Human Consumption				
030510000	035500000	Flours, Meals and Pellets of Fish, Fit for Human Consumption	3,14	24.322	11,07	662.595
		FISH, DRIED, SALTED OR IN BRINE:	**4.832,38**	**19.341.249**	**19.928,90**	**59.767.330**
		SMOKED FISH				
		Crustaceans, Frozen				
030613000	036110000	Shrimps and Prawns, Fit for Human Consumption, Frozen	40.702,50	847.722.342	17.715,37	380.218.433
030611000	036191000	Rock Lobster and Other Sea CrawFish, Frozen	60,11	2.386.468	0,67	68.136
030612000	036192000	Lobsters (Homarus Spp.), Frozen	6,56	236.952	74,15	3.143.892
030614000	036193000	Crabs, Frozen	1.176,53	22.088.317	1.922,87	19.128.177
030619000	036199000	Other Crustaceans, Frozen, incl. Flours, Meals and Pellets of Crustaceans, Fit for Human Consumption	117,06	1.537.389	41,44	324.917
		Jumlah/*Total*	**42.062,77**	**873.971.468**	**19.754,50**	**402.883.555**
		Crustaceans Other Than Frozen				
030621002	036200030	Other Breeder Fresh/Chilled of Rock Lobster & Other Than Sea Crawfish, OT In Airtight Containers	0.00	0	0,63	18.900
030621020	036200070	Other Rock Lobster And Sea Crawfish, Live, Not Frozen	0.00	0	0.00	0
030622001	036200110	Dried Lobster, In Airtight Container	0.00	0	5,81	57.295
030622005	036200150	Other Dried Lobsters, In Airtight Container	77,36	1.057.129	0.00	0
030622006	036200170	Lobsters, Other Than Dried Other Than In Airtight Containers	0.00	0	0,23	15.151
030622020	036200210	Live Lobsters (Homarus Spp.) Not Frozen	6,55	356.430	0.00	0
030622030	036200230	Lobsters (Homarus Spp.) Fresh Or Chilled, Not Frozen	12,73	285.647	0,36	17.567
030623003	036200250	Dried Shrimps & Prawns, In Airtight Container	101,55	93.345	12,26	10.990
030623004	036200270	Dried Shrimps & Prawns, O/T In Airtight Container	3.468,04	3.009.510	2.115,62	22.118.114
030623005	036200290	Shrimps & Prawns, O/T Dried In Airtight Container	1,02	7.878	1,20	24.608
030623006	036200310	Shrimps & Prawns, O/T Dried O/T In Airtight Container	241,85	2.818.916	588,72	2.362.594
030623010	036200330	Shrimps And Prawns, Breeder, Not Frozen	10,54	515.344	34,58	526.834
030623020	036200350	Live Shrimps And Prawns, Not Frozen	855,63	17.083.557	435,86	5.185.332
030624001	036200390	Fresh Or Chilled Of Crab, In Airtight Containers	0.00	0	0.00	0
030624002	036200410	Crabs, Fresh Or Chilled, Other Than In Airtight	0.00	0	109,96	604.284

Samb. (*cont'd*)

MALAYSIA

EKSPORT DAN IMPORT KOMODITI PERIKANAN, 2006

EXPORT AND IMPORT OF FISHERY COMMODITIES, 2006

Kuantiti dalam Tan Metrik dan Nilai dalam RM

Quantity in Tonnes and Value in RM

Kod Komoditi *Commodity Code*		**Keterangan Komoditi** *Description of Commodity*	**EKSPORT**/*EXPORT*		**IMPORT**	
HS	S.I.T.C.		**Kuantiti** *Quantity*	**Nilai** *Value*	**Kuantiti** *Quantity*	**Nilai** *Value*
030624003	036200430	Crabs, Other Than Fresh Or Chilled, In Airtight Containers	0.00	0	1,64	4.923
030624004	036200450	Crabs, Other Than Fresh Or Chilled Other Than In Airtight Containers	3,53	105.010	21,84	463.130
030624010	036200470	Crabs, Live, Not Frozen	4,92	23.700	956,74	12.433.157
030624020	036200490	Other Incl. Flours, Meal, Fresh/Chilled Of Crab Fit For Human Consumption, In Airtight Container	18,38	36.760	0.00	0
030629002	036200510	Other Crustaceans Incl. Flours, Meals & Pellets Fresh Or Chilled Fit For Human Consumption, O/T In Airtight Containers	27,42	54.830	0.00	0

030629003	036200530	Other Fresh Or Chilled Of Crab Fit For Human Consumption, In Airtight Containers	0,60	7.062	0.00	0
030629004	036200550	Other Crustaceans Other Than Fresh Or Chilled, Fit For Human Consumption, Other Than In Airtight Containers	87,57	569.791	7,63	80.201
030629010	036200570	Other Crustaceans, Including Flours, Meals And Pellets, Fit For Human Consumption, Live	15,78	31.560	0.00	0
030621900	036201900	Rock Lobster & Other Sea Crawfish, Not Frozen			2,13	247.546
030622900	036202900	Lobsters, O/T In Shell, Not Frozen	8,02	681.270	76,15	7.731.102
030623110	036203110	Shrimps And Prawns, In Shell Cooked By Steaming Or By Boiling In Water, Dried, Salted Or In Brine, In Airtight Containers	12,11	162.993	0.00	0
030623190	036203190	Shrimps, O/T In Shell, Not Frozen	359,66	6.357.152	22,34	180.270
030623910	036203910	Shrimps And Prawns, O/T In Shell, Fresh Or Chilled	10.381,82	120.340.616	8.381,90	42.803.005
030623990	036203990	Shrimps And Prawns, O/T In Shell, O/T Fresh Or Chilled	154,65	4.376.846	50,37	1.378.774
030624100	036204100	Crabs, In Airtight Containers, Not Frozen	365,37	15.308.538	0.00	0
030624900	036204900	Crabs, O/T In Shell, Not Frozen	119,08	1.723.646	1.797,58	37.629.365
030629100	036209100	Other Crustaceans, Incl. Flours, Meals & Pellets, Fit For Human Consumption, In Airtight Containers	0.00	0	0.00	0
030629900	036209900	Other Crustaceans, O/T In Shell, Not Frozen, Incl. Flours, Meals & Pellets Of Crustaceans, Fit For Human Consumption	0,36	5.445	2,54	160.736
		Jumlah/*Total*	**16.334,55**	**175.012.975**	**14.626,08**	**134.053.878**
		Molluscs, Aquatic Invertebrates, Live, Fresh, Chilled, Frozen, Dried, Salted Or In Brine				
030710000	036310000	Oysters, Live, Fresh, Chilled, Frozen, Dried, Salted Or In Brine	543,19	569.797	526,77	2.605.535
030710010	036310010	Oysters; Live	21,51	109.904	0.00	0
030710020	036310030	Oysters; Fresh Or Chilled Or Frozen	3,75	17.732	2,59	24.499
030710030	036310050	Oysters; Dried, Salted Or In Brine	0.00	0	0.00	0
030741010	036330010	Cuttlefish, Live	307,75	615.500	81,28	285.734
030741020	036330050	Cuttlefish, Fresh Or Chilled	2.414,16	9.099.911	589,54	1.148.981
030751020	036330070	Octopus, Fresh Or Chilled	0.00	0	0.00	0
030741000	036331000	Cuttle Fish And Squid, Live, Fresh Or Chilled	528,26	2.310.207	13,66	135.801
030751000	036332000	Octopus, Live, Fresh Or Chilled	0.00	0	0.00	0

Samb. (*cont'd*)

MALAYSIA

EKSPORT DAN IMPORT KOMODITI PERIKANAN, 2006

EXPORT AND IMPORT OF FISHERY COMMODITIES, 2006

Kuantiti dalam Tan Metrik dan Nilai dalam RM

Quantity in Tonnes and Value in RM

Kod Komoditi *Commodity Code*		**Keterangan Komoditi** *Description of Commodity*	**EKSPORT***/EXPORT*		**IMPORT**	
HS	S.I.T.C.		**Kuantiti** *Quantity*	**Nilai** *Value*	**Kuantiti** *Quantity*	**Nilai** *Value*
030721010	036350010	Scallops, Live, Incl. Queen Scallops, Of The Genera Pecten, Chlamys Orplacopecten	0.00	0	0.00	0
030731010	036350030	Mussels, Live	11,74	27.920	226,55	410.526
030791010	036350050	Other Live Aquatic Invertebrates O/T Crustaceans, Fit For Human Consumption	14,21	93.024	0.00	0
030721020	036350070	Scallops, Fresh Or Chilled, Incl. Queen Scallops, Of The Genera Pecten, Chlamys Or Placopecten	0.00	0	97,86	531.157
030731020	036350090	Mussels, Fresh Or Chilled	0.00	0	0,96	3.480
030791020	036350110	Other Aquatic Invertebrates O/T Crustaceans, Fresh Or Chilled Fit For Human Consumption	11.104,17	7.850.522	11,58	68.279
030721000	036351000	Scallops, Live, Fresh Or Chilled	0.00	0	29,51	414.252
030731000	036352000	Mussels, Live, Fresh Or Chilled	0.00	0	1,25	6.642
030791110	036353110	Beche-De-Mer (Trepang), Live, Fresh or Chilled	0.00	0	1,38	38.418

030791190	036353190	Other Aquatic Invertebrates, Other Than Crustaceans And Molluscs, Live, Fresh Or Chilled	0.00	0	0.00	0
030791900	036353900	Other Moll. Incl. Flours, Meals & Pellets Of Aqua. Invtb. O/T Crustaceans, Fit For Human Consumption Live, Fresh Or Chilled	436,49	736.426	23,55	488.004
030749100	036371100	Cuttle Fish And Squid, Frozen	32.974,06	275.816.507	11.621,74	42.009.912
030749200	036371200	Cuttle Fish And Squid, Dried, Salted Or In Brine	150,24	1.211.318	2.834,75	13.470.193
030749900	036371900	Cuttle Fish And Squid, Other Than Frozen, Dried, Salted Or In Brine	0.00	0	24,70	193.433
030759100	036372100	Octopus, Frozen	2.918,28	25.645.338	235,52	2.257.563
030759200	036372200	Octopus, Dried, Salted Or In Brine	0.00	0	7,20	95.857
030759900	036372900	Octopus, Other Than Frozen, Dried, Salted Or In Brine	0.00	0	0,45	15.388
030799010	036390010	Other Molluscs, Frozen, Incl. Flours, Meals And Pellets Of Aquatic Invertebrates O/T Crustaceans, For Human Consumption	124,85	1.222.020	115,28	722.966
030799020	036390030	Beche-De-Mer (Trepang), Dried, Salted Or In Brine	11,54	273.139	180,46	1.117.886
030729100	036391100	Scallops, Frozen	404,03	2.576.714	529,38	10.338.217
030729200	036391200	Scallops, Dried, Salted Or In Brine	34,50	444.254	115,23	1.580.660
030729900	036391900	Scallops, O/T Frozen, Dried, Salted Or In Brine			1,32	32.056
030739100	036392100	Mussels, Frozen	73,21	1.848.608	461,61	4.903.516
030739200	036392200	Mussels, Dried, Salted Or In Brine	3,70	135.179	94,91	400.833
030739900	036392900	Mussels, Other Than Frozen, Dried, Salted Or In Brine	20,28	111.025	0.00	0
030799110	036393110	Beche-De-Mer (Trepang), Fit For Human Consumption	291,20	3.758.111	66,44	715.927
030799190	036393190	Other Molluscs Incl. Flours, Meals and Pellets of Aquatic Invertebrates O/T Crustaceans Fit For Human Consumption	1.119,27	12.198.520	110,16	782.812
030799900	036399900	Other Aquatic Invertebrates Other Than Crustaceans And Molluscs	475,96	6.857.590	666,20	3.380.093
		Jumlah/*Total*	**53.986,35**	**353.529.266**	**18.671,81**	**88.178.620**

Samb. (*cont'd*)

MALAYSIA

EKSPORT DAN IMPORT KOMODITI PERIKANAN, 2006

EXPORT AND IMPORT OF FISHERY COMMODITIES, 2006

Kuantiti dalam Tan Metrik dan Nilai dalam RM

Quantity in Tonnes and Value in RM

Kod Komoditi *Commodity Code*		**Keterangan Komoditi** *Description of Commodity*	**EKSPORT**/*EXPORT*		**IMPORT**	
HS	S.I.T.C.		**Kuantiti**	**Nilai**	**Kuantiti**	**Nilai**
		CRUSTACEANS & MOLLUSCS, FRESH, CHILLED, FROZEN, SALTED, DRIED	**112.383,67**	**1.402.513.709**	**53.052,39**	**625.116.053**
		Fish, Prepared Or Preserved, N.E.S. Caviar & Caviar Substitutes Prepared From Fish Eggs				
160411000	037110000	Salmon, Whole or in Pieces but not Minced	3,06	17.583	32,67	268.384
160411010	037110010	Salmon, in Airtight Containers, Whole or in Pieces, but not Minced	32,11	245.447	12,02	172.719
160411090	037110030	Prepared or Preserved Salmon, Whole or In Pieces, but not Minced other than In Airtight Containers	9,45	161.166	0.00	0
160412010	037120010	Herrings, Whole or in Pieces, but not Minced, in Airtight Containers	1,60	5.600	0.00	0
160413110	037122110	Sardines, Whole or in Pieces, but not Minced, in Airtight Containers	2.410,48	21.642.009	10.685,29	49.372.418
160413190	037122190	Sardines, Whole or in Pieces, but not Minced, o/t in Airtight Containers	33,68	243.652	0.00	0
160413910	037122910	Sardinella and Brisling or Sprats, Whole or in Pieces, but not Minced, in Airtight Containers	2,39	22.755	18,36	66.812

160413990	037122990	Sardinella and Brisling or Sprats, Whole or in Pieces, but not Minced, other than in Airtight Containers	0.00	0	0.00	0
160414010	037130010	Prepared Or Preserved Tunas, Skipjack & Bonito, in Airtight Containers	70,45	884.439	900,55	7.646.583
160414090	037130090	Prepared Or Preserved Tunas, Skipjack & Bonito, not in Airtight Containers	66,31	520.318	46,80	686.195
160414110	037130110	Tunas, Whole or in Pieces, but not Minced, in Airtight Containers	1.064,96	16.310.666	614,75	3.644.597
160414190	037130190	Tunas, Whole or in Pieces, but not Minced, o/t in Airtight Containers	230,19	4.352.305	0.00	0
160414990	037130990	Skipjack and Bonito (Sarda spp.), Whole or in Pieces, but not Minced, other than in Airtight Containers	540,49	9.160.067	0.00	0
160415100	037140100	Mackerel, Whole or in Pieces, but not Minced, In Airtight Containers	1.947,48	13.142.251	5.224,05	33.192.213
160415900	037140900	Mackerel, Whole or in Pieces, but not Minced, other than in Airtight Containers	5,76	50.537	35,70	126.949
160416100	037151100	Anchovies, Whole or in Pieces, but not Minced, in Airtight Containers	39,01	504.732	149,02	2.135.764
160416900	037151900	Anchovies, Whole or in Pieces, but not Minced, other than in Airtight Containers	757,89	11.124.396	0.00	0
160419110	037159110	Horse Mackerel, Whole or in Pieces, but not Minced, in Airtight Containers	0.00	0	23,80	190.360
160419190	037159190	Horse Mackerel, Whole or in Pieces, but not Minced, other than in Airtight Containers	12,15	87.280	1,44	7.862
160419910	037159910	Other Fish, Whole or in Pieces, but not Minced, in Airtight Containers	41,49	631.121	498,22	4.268.468
160419990	037159990	Other Fish, Whole or in Pieces, but not Minced, other than in Airtight Containers	4.734,93	72.490.560	61,23	1.155.127
160420001	037160010	Sharks' Fins, Prepared & Ready for Use, in Airtight Containers	60,85	572.662	759,71	5.825.699
160420002	037160030	Sharks' Fins, Prepared & Ready for Use, o/t in Airtight Containers	15,86	265.839	120,61	1.528.039

Samb. (*cont'd*)

MALAYSIA

EKSPORT DAN IMPORT KOMODITI PERIKANAN, 2006

EXPORT AND IMPORT OF FISHERY COMMODITIES, 2006

Kuantiti dalam Tan Metrik dan Nilai dalam RM

Quantity in Tonnes and Value in RM

Kod Komoditi *Commodity Code*		**Keterangan Komoditi** *Description of Commodity*	**EKSPORT***/EXPORT*		**IMPORT**	
HS	S.I.T.C.		**Kuantiti** *Quantity*	**Nilai** *Value*	**Kuantiti** *Quantity*	**Nilai** *Value*
160420003	037160050	Fish Sausages, in Airtight Containers	0.00	0	15,44	42.174
160420004	037160070	Fish Sausages, o/t in Airtight Containers	0,51	12.256	0.00	0
160420100	037160100	Other Prepared or Preserved Fish, in Airtight Containers	3.852,69	41.533.058	335,60	1.894.651
160420091	037160150	Other Prepared or Preserved Fish, in Airtight Containers	8,20	79.324	3.680,75	32.439.812
160420910	037160910	Sharks' Fins	0,83	8.641	0,13	6.651
160420920	037160920	Fish Paste and Similar Preparations	4.667,16	23.328.298	199,58	1.543.131
160420930	037160930	Fish, Boiled or Steamed	84,19	1.954.504	28,15	190.518
160420990	037160990	Other Prepared or Preserved Fish, other than in Airtight Containers	1.988,99	17.520.924	411,81	2.844.996
160430000	037170000	Caviar and Caviar Substitutes	0,13	22.682	1,76	202.131
160430090	037170030	Caviar and Caviar Substitutes, o/t in Airtight Containers	5,00	22.491	0.00	0
		Jumlah*/Total*	**22.688,31**	**236.917.563**	**23.857,42**	**149.452.253**
		Crustaceans, Molluscs & Other Aquatic Invertebrates, Prepared or Preserved N.E.S.				
160520001	037210030	Shrimp Paste, in Airtight Containers	4,02	39.963	0,06	5.729
160520002	037210110	Shrimp Paste, o/t in Airtight Containers	125,46	879.494	5,54	237.245

160520090	037210170	Prepared & Preserved Shrimps & Prawns	157,74	1.567.222	42,51	805.597
160510100	037211100	Crabs, in Airtight Containers, Prepared or Preserved	556,57	11.406.307	58,50	698.899
160510900	037211900	Crabs, other than in Airtight Containers, Prepared or Preserved	205,71	1.147.096	95,13	1.787.608
160520100	037212100	Shrimps and Prawns, In Airtight Containers, Prepared or Preserved	1.168,11	29.711.240	79,91	1.715.931
160520900	037212900	Shrimps and Prawns other than In Airtight Containers, Prepared or Preserved	4.685,52	84.597.293	190,82	4.581.982
160530100	037213100	Lobsters, in Airtight Containers, Prepared or Preserved	0.00	0	0.00	0
160530900	037213900	Lobsters, other than in Airtight Containers, Prepared or Preserved	52,40	542.249	0.00	0
160540100	037219100	Other Crustaceans, in Airtight Containers, Prepared or Preserved	7,11	214.624	348,87	868.261
160540900	037219900	Other Crustaceans, other than in Airtight Containers, Prepared or Preserved	3,91	37.637	0.00	0
160590005	037220090	Cuttlefish Or Molluscs Not In Airtight Containers Or Other Aquatic Invertebrates Whether Or Not In Airtight Containers	370,35	3.802.771	274,39	3.320.061
160590110	037220110	Abalone, in Airtight Containers, Prepared or Preserved	5,92	67.875	103,16	1.872.463
160590190	037220190	Abalone, other than in Airtight Containers, Prepared or Preserved	11,86	302.317	12,19	132.143
160590210	037220210	Cuttlefish, in Airtight Containers, Prepared or Preserved	336,38	3.441.975	273,00	2.416.401
160590290	037220290	Cuttlefish, other than in Airtight Containers, Prepared or Preserved	1.187,92	19.276.871	42,60	554.923
160590810	037220810	Other Molluscs, In Airtight Containers, Prepared or Preserved	107,04	1.055.355	610,95	12.901.585

Samb. (*cont'd*)

MALAYSIA

EKSPORT DAN IMPORT KOMODITI PERIKANAN, 2006

EXPORT AND IMPORT OF FISHERY COMMODITIES, 2006

Kuantiti dalam Tan Metrik dan Nilai dalam RM

Quantity in Tonnes and Value in RM

Kod Komoditi *Commodity Code*		**Keterangan Komoditi** *Description of Commodity*	**EKSPORT***EXPORT*		**IMPORT**	
HS	S.I.T.C.		**Kuantiti** *Quantity*	**Nilai** *Value*	**Kuantiti** *Quantity*	**Nilai** *Value*
160590890	037220890	Other Molluscs, other than in Airtight Containers, Prepared or Preserved	25,23	579.423	17,97	434.823
160590910	037220910	Other Aquatic Invertebrates, in Airtight Containers, Prepared or Preserved	73,96	819.775	171,51	782.891
160590990	037220990	Other Aquatic Invertebrates, other than in Airtight Containers, Prepared or Preserved	4,48	55.651	58,36	640.138
		Jumlah/*Total*	**9.089,71**	**159.545.138**	**2.385,45**	**33.756.680**
		FISH, CRUSTACEANS & MOLLUSCS, PREPARED OR PRESERVED N.E.S.	**31.778,02**	**396.462.701**	**26.242,87**	**183.208.933**
		Fats & Oils & Their Fractions, Of Fish, Or Marine Mammals, Not Chemically Modified				
150410001	411110010	Fish Liver Oils, Fit for Human Consumption, Solid Fractions not Chemically Modified	0.00	0	0.00	0
150410002	411110030	Fish Liver Oils Fit for Human Consumption, O/T Solid Fractions not Chemically Modified	2,40	7.200	1,86	7.000
150410003	411110050	Fish Liver Oils, o/t Fit for Human Consumption, Solid Fractions not Chemically Modified	0.00	0	0.00	0
150410004	411110070	Fish Liver Oils Other Fit For Human Consumption, O/T Solid Fractions not Chemically Modified	0,25	14.355	0.00	0
150410100	411110100	Fish Liver Oils, Solid Fractions not Chemically Modified	0.00	0	0.00	0
150410900	411110900	Fish Liver Oils and their Fractions, not Chemically Modified	17,04	147.236	200,22	1.140.845

150420100	411120100	Solid Fractions of Fish, other than Liver Oils, not Chemically Modified	0.00	0	1.217,58	6.343.504
150420900	411120900	Fats and Oils of Fish, other than Liver Oils not Chemically Modified	74,62	1.005.803	772,95	7.997.025
150430100	411130100	Solid Fractions of Marine Mammals, not Chemically Modified	0.00	0	0.00	0
150430900	411130900	Fats and Oils of Marine Mammals not Chemically Modified	20,24	70.080	0.00	0
		Jumlah/*Total*	**114,55**	**1.244.674**	**2.192,62**	**15.488.374**
		Flours, Meals and Pellets, Of Fish Or Of Crustaceans, Molluscs Or Other Aquatic Invertebrates, Unfit for Human Consumption				
230120100	081420100	Flours, Meals & Pellets, of Fish Meal, Unfit for Human Consumption	24.273,84	52.656.513	9.663,42	30.990.846
230120900	081420900	Other Flours, Meals & Pellets, of Other Aquatic Invertebrates, Unfit for Human Consumption	3.300,72	6.444.691	3.316,99	9.441.128
		Jumlah/*Total*	**27.574,56**	**59.101.204**	**12.980,41**	**40.431.974**

Samb. (*cont'd*)

MALAYSIA

EKSPORT DAN IMPORT KOMODITI PERIKANAN, 2006

EXPORT AND IMPORT OF FISHERY COMMODITIES, 2006

Kuantiti dalam Tan Metrik dan Nilai dalam RM

Quantity in Tonnes and Value in RM

Kod Komoditi *Commodity Code*		**Keterangan Komoditi** *Description of Commodity*	**EKSPORT**/*EXPORT*		**IMPORT**	
HS	S.I.T.C.		**Kuantiti** *Quantity*	**Nilai** *Value*	**Kuantiti** *Quantity*	**Nilai** *Value*
		Miscellaneous				
160300030	017100050	Extracts & Juices of Meat, Fish or Crustaceans, Molluscs or Other Aquatic Invertebrates with Herbs	38,45	389.150	6,24	12.480
160300090	017100070	Extracts And Juices Of Other Meat, Fish Or Crustaceans, Molluscs Or Other Aquatic Invertebrates	27,15	267.071	0.00	0
160300100	017100100	Extracts and Juices Of Meat or Fish Extracts	39,22	469.518	48,85	791.858
160300200	017100200	Fish Juices				
160300300	017100300	Extracts and Juices of Crustaceans, Molluscs or Other Aquatic Invertebrates	3,79	141.678	115,14	614.690
210420920	098140920	Homogenised Composite Food Preparations of Fish, Crustaceans & Molluscs, o/t for Infant	0.00	0	0.00	0
210390030	098490030	Fish Sauce	37,68	293.421	2.766,90	3.699.777
210390200	098490200	Belacan (Prawn Paste)	1.503,32	6.238.705	181,09	1.050.859
190220002	098910070	Stuffed Pasta, whether/not Cooked/Otherwise Prepared, Cont. Fish, Crustaceans/Molluscs	4,92	22.628	0,51	5.783
190220200	098911200	Pasta stuffed with Fish	0.00	0	2,73	12.029
190220300	098911300	Pasta Stuffed with Crustaceans/Molluscs	0.00	0	75,39	899.512
050800000	291150000	Coral and Shells, Unworked, Powder and Waste thereof	9,87	101.570	411,40	626.685
050800010	291150010	Coral and Similar Material, Unworked or Simply Prepared but not Cut to Shape, Powder and Waste of these Product	0.00	0	105,85	164.256
050800020	291150030	Shells of Molluscs, Crustaceans or Echinoderms, Unworked or Simply Prepared but not Cut, Powder and Waste	0,18	6.393	0.00	0
050790000	291169000	Tortoise-shell, Whalebone, Horn, Antlers, Hooves, Claws, Beaks, unworked: Powder & Waste of theirs Products	0.00	0	0,03	20.972
051191040	291960070	Fish Bladder unfit for human consumption	0.00	0	4,00	29.838

051191100	291960100	Fish Waste	7,00	19.182	0.00	0
051191090	291960090	Other Products of Fish or Crustaceans, Molluscs or Other Aquatic Invertebrates, unfit for Human Consumption	200,79	484.750	30,83	302.766
051191900	291960900	Other Products of Fish or Crustaceans, Molluscs or Other Aquatic Invertebrates	3,39	118.036	85,25	1.178.577
050900000	291970000	Natural Sponges of Animal Origin	0.00	0	0.00	0
051199000	291990000	Other Animal Products and Products of Fish, Crustaceans, Molluscs/Aquatic Invertebrate, unfit for Human Consumption	0,32	6.400	1.210,72	4.100.499
060290030	292690090	Aquarium Plants	0.00	0	24,75	614.665
130239010	292960010	Carrageenan	6,46	100.257	0.00	0
130231000	292961000	Agar-Agar	7,70	269.191	629,45	23.859.685
121220000	292970 000	Seaweeds and Other Algae	963,65	11.027.535	382,18	11.830.626
121220010	292970010	Fresh, Chilled or Dried of Seaweeds and Other Algae, Used in Dyeing, Tanning, Perfumery, Pharmacy/Insecticidal	3,52	70.806	64,14	587.758

Samb. (*cont'd*)

MALAYSIA

EKSPORT DAN IMPORT KOMODITI PERIKANAN, 2006

EXPORT AND IMPORT OF FISHERY COMMODITIES, 2006

Kuantiti dalam Tan Metrik dan Nilai dalam RM

Quantity in Tonnes and Value in RM

Kod Komoditi *Commodity Code*		**Keterangan Komoditi** *Description of Commodity*	**EKSPORT***/EXPORT*		**IMPORT**	
HS	S.I.T.C.		**Kuantiti** *Quantity*	**Nilai** *Value*	**Kuantiti** *Quantity*	**Nilai** *Value*
121220020	292970030	Seaweeds and Other Algae: Other, Fresh, Chilled or Dried, unfit for Human Consumption	0,10	7.254	829,25	2.578.874
121220090	292970050	Seaweeds and other Algae: Not Elsewhere Specified or Included	50,33	577.939	183,02	1.803.471
350300910	592240910	Fish Glue	0,66	24.901	0.00	0
710110000	667110 000	Natural Pearls	0.00	0	0,06	222.560
710110010	667110010	Graded & Temporarily Strung for Convenience of Transport for Graded Pearls	4,20	1.036.295	0,01	139.395
710110090	667110030	Other Natural Pearls	0.00	0	0,10	545.603
710121000	667120000	Cultured Pearls, Unworked	0.00	0	0,30	4.198.291
710122000	667130000	Cultured Pearls, Worked	0,32	4.684.573	0,93	6.954.057
710122010	667130010	Graded & Temporarily Strung for Convenience of Transport for Worked Cultured Pearls	0.00	0	0,41	751.906
710122090	667130030	Other Cultured Pearls, Worked	0.00	0	0,88	2.579.341
		Jumlah/*Total*	**2.913,01**	**26.357.253**	**7.160,40**	**70.176.813**
		JUMLAH BESAR / *GRAND TOTAL*	**270.773,86**	**2.365.917.864**	**435.616,27**	**2.148.521.434**

Nota (*Note*) :

1) **Semua nilai import adalah dalam RM/CIF dan nilai eksport adalah dalam RMFOB**
(*All Import values are in RM/CIF and all Export values are in RM/FOB*)

2) **Jumlah angka-angka komponen mungkin tidak bersamaan dengan angka jumlah kecil atau jumlah besar disebabkan pembulatan**
(*The sum of the component figures may not tally with the sub-total or total figures due to rounding*)

MALAYSIA

EKSPORT DAN IMPORT KOMODITI PERIKANAN MENGIKUT NEGARA YANG DITUJUI DAN NEGARA ASAL, 2006

EXPORT AND IMPORT 0F FISHERY COMMODITIES BY COUNTRY OF DESTINATION AND ORIGIN, 2006

Kuantiti dalam Tan Metrik dan Nilai dalam RM / Quantity in Tonnes and Value in RM

S.I.T.C. Kod Komoditi *Commodity Code*	**Keterangan Komoditi dan Negara** *Description of Commodity and Country*	**Eksport/***Export*		**Import**	
		Kuantiti *Quantity*	**Nilai** *Value*	**Kuantiti** *Quantity*	**Nilai** *Value*
034110010	**OTHER LIVE ORNAMENTAL FISH, MARINE FISH**				
	BRUNEI DARUSSALAM	1,25	18.727	0,00	0
	INDONESIA REPUBLIC OF	1,08	18.384	63,57	892.461
	MYANMAR UNION OF	0,00	0	0,15	9.989
	PHILIPPINES	0,00	0	133,43	875.300
	SINGAPORE REPUBLIC OF	0,07	8.313	0,28	39.536
	TAIWAN	0,00	0	0,05	3.414
	THAILAND	0,00	0	20,39	168.000
	VIETNAM SOCIALIST REP. OF	0,00	0	1,79	20.164
	JUMLAH/*TOTAL*	**2,40**	**45.424**	**219,67**	**2.008.864**
034110030	**OTHER LIVE ORNAMENTAL FISH, FRESHWATER FISH**				
	BRUNEI DARUSSALAM	24,01	174.857	0,00	0
	INDONESIA REPUBLIC OF	185,77	451.779	80,22	2.128.077
	PHILIPPINES	4,00	25.608	4,40	46.463
	SINGAPORE REPUBLIC OF	5.892,88	17.629.888	8,06	819.061
	THAILAND	310,75	823.951	49,29	735.979
	VIETNAM SOCIALIST REP. OF	2,66	11.359	1,90	103.664
	JUMLAH/*TOTAL*	**6.420,06**	**19.117.442**	**143,87**	**3.833.244**
034111100	**ORNAMENTAL FISH, FRY, ALIVE**				
	AUSTRALIA	8,17	779.890	0,73	40.647
	BRAZIL	0,00	0	1,90	137.807
	BRUNEI DARUSSALAM	41,14	204.030	0,00	0
	CANADA	5,73	45.417	0,00	0
	CHINA PEOPLE'S REPUBLIC OF	5,62	353.195	116,17	1.315.146
	COLOMBIA	0,00	0	44,52	641.253
	CZECH REPUBLIC	0,00	0	0,04	3.721
	EGYPT	0,05	695	0,00	0
	FRANCE	2,70	30.850	0,00	0
	GERMANY FEDERAL REPUBLIC OF	1,18	19.891	0,06	13.445
	GUAM	2,21	233.960	0,00	0
	HONG KONG	59,67	820.013	123,74	2.020.102
	INDIA	0,00	0	72,83	872.690
	INDONESIA REPUBLIC OF	1,49	14.373	595,12	6.031.055
	ITALY	1,40	43.256	0,00	0
	JAPAN	26,67	1.453.202	10,31	1.202.782
	KOREA REP. OF	0,45	65.805	0,00	0
	MAURITIUS	1,50	18.949	0,00	0
	MYANMAR UNION OF	0,00	0	6,36	130.084
	NIGERIA	0,00	0	4,83	108.575

MALAYSIA

EKSPORT DAN IMPORT KOMODITI PERIKANAN MENGIKUT NEGARA YANG DITUJUI DAN NEGARA ASAL, 2006

EXPORT AND IMPORT 0F FISHERY COMMODITIES BY COUNTRY OF DESTINATION AND ORIGIN, 2006

S.I.T.C. Kod Komoditi *Commodity Code*	**Keterangan Komoditi dan Negara** *Description of Commodity and Country*	**Eksport/***Export*		**Import**	
		Kuantiti *Quantity*	**Nilai** *Value*	**Kuantiti** *Quantity*	**Nilai** *Value*
034111100	**ORNAMENTAL FISH, FRY, ALIVE**				
	PERU	0,00	0	17,70	289.243
	PHILIPPINES	10,21	128.095	10,24	108.764
	RUSSIAN FEDERATION	0,11	13.530	0,00	0
	SAUDI ARABIA	0,00	0	2,39	130.687
	SINGAPORE REPUBLIC OF	9,26	817.949	51,07	2.249.178
	SRI LANKA REPUBLIC OF	0,00	0	1,48	73.634
	TAIWAN	75,32	956.260	279,42	4.883.134
	THAILAND	96,15	1.219.553	584,98	3.139.525
	TUNISIA	0,48	1.754	0,00	0
	UKRAINE	1,38	4.029	0,00	0
	UNITED ARAB EMIRATES	0,00	0	0,06	4.347
	UNITED STATES OF AMERICA	11,29	1.086.637	3,34	236.400
	VIETNAM SOCIALIST REP. OF	0,36	1.814	1,58	45.226
	JUMLAH/*TOTAL*	**362,51**	**8.313.147**	**1.928,88**	**23.677.445**
034111900	**OTHER ORNAMENTAL FISH, OTHER THAN FRY, ALIVE**				
	ALGERIA	89,08	858.940	0,00	0
	AUSTRALIA	247,95	1.769.205	2,01	39.187
	AUSTRIA	4,28	74.778	0,00	0
	BAHRAIN	22,74	224.320	0,00	0
	BELGIUM	5,03	76.368	0,00	0
	BRAZIL	10,89	120.500	0,00	0
	CANADA	207,14	1.902.594	0,00	0
	CHINA PEOPLE'S REPUBLIC OF	32,61	1.225.173	41,69	987.963
	CYPRUS	11,77	195.261	0,00	0
	CZECH REPUBLIC	3,33	16.185	0,00	0
	DENMARK	6,09	101.781	0,00	0
	EGYPT	0,81	5.154	0,00	0
	FINLAND	16,03	97.151	0,00	0
	FRANCE	310,55	3.460.423	0,00	0
	GERMANY FEDERAL REPUBLIC OF	434,75	3.311.517	1,80	14.162
	GHANA	0,01	456	0,00	0
	GREECE	59,13	550.024	0,00	0
	HONG KONG	96,67	1.929.500	16,53	511.598
	HUNGARY	19,07	248.976	0,00	0
	INDIA	0,00	0	36,03	342.010
	IRAN ISLAMIC REP. OF	458,69	3.458.023	0,00	0
	IRELAND	1,61	6.929	0,00	0
	ITALY	293,12	3.457.015	0,00	0
	JAPAN	142,12	3.553.943	2,49	211.328
	JORDAN	4,22	31.153	0,00	0

MALAYSIA
EKSPORT DAN IMPORT KOMODITI PERIKANAN MENGIKUT NEGARA YANG DITUJUI DAN NEGARA ASAL, 2006
EXPORT AND IMPORT 0F FISHERY COMMODITIES BY COUNTRY OF DESTINATION AND ORIGIN, 2006

S.I.T.C. Kod Komoditi *Commodity Code*	Keterangan Komoditi dan Negara *Description of Commodity and Country*	Eksport/*Export*		Import	
		Kuantiti *Quantity*	Nilai *Value*	Kuantiti *Quantity*	Nilai *Value*
034111900	**OTHER ORNAMENTAL FISH, OTHER THAN FRY, ALIVE**				
	KAZAKHSTAN	3,72	21.865	0,00	0
	KOREA REP. OF	2,48	86.925	0,00	0
	KUWAIT	4,99	72.625	0,00	0
	LEBANON	111,15	632.374	0,00	0
	LUXEMBOUNG	7,37	73.001	0,00	0
	MACAU	0,30	11.205	0,00	0
	MALDIVES	7,59	109.120	0,00	0
	MAURITIUS	13,37	231.938	0,00	0
	MOROCCO	1,35	16.364	0,00	0
	NETHERLANDS	399,62	5.233.028	0,00	0
	NEW ZEALAND	0,48	12.880	0,00	0
	NORWAY	6,67	79.715	0,00	0
	PAKISTAN	3,60	38.596	0,00	0
	PAPUA NEW GUINEA	0,00	0	0,56	32.225
	PERU	0,00	0	0,02	7.077
	POLAND	62,47	789.793	0,00	0
	PORTUGAL	87,48	1.126.458	0,00	0
	QATAR	13,78	148.388	0,00	0
	REUNION ISLANDS	13,72	228.363	0,00	0
	ROMANIA	28,68	441.045	0,00	0
	RUSSIAN FEDERATION	306,46	1.387.464	0,00	0
	SAUDI ARABIA	2,78	33.700	0,00	0
	SOUTH AFRICA REPUBLIC OF	83,37	1.089.844	0,00	0
	SPAIN	310,24	3.593.781	0,00	0
	SWEDEN	5,60	62.966	0,00	0
	SWITZERLAND	0,79	4.724	0,00	0
	SYRIAN ARAB REPUBLIC	3,11	46.260	0,00	0
	TAIWAN	124,84	2.139.567	35,98	1.313.686
	TANZANIA UNITED REP. OF	3,53	30.289	0,00	0
	TUNISIA	10,51	129.187	0,00	0
	TURKEY	1,56	19.005	0,00	0
	UKRAINE	10,85	96.767	0,00	0
	UNITED ARAB EMIRATES	52,95	703.112	0,00	0
	UNITED KINGDOM	852,52	5.000.805	0,26	3.502
	UNITED STATES OF AMERICA	510,05	3.936.627	5,47	234.314
	URUGUAY	1,82	20.460	0,00	0
	UZBEKISTAN	1,39	16.850	0,00	0
	YUGOSLAVIA	10,61	112.667	0,00	0
	JUMLAH/*TOTAL*	**5.539,47**	**54.453.127**	**142,85**	**3.697.052**

MALAYSIA
EKSPORT DAN IMPORT KOMODITI PERIKANAN MENGIKUT NEGARA YANG DITUJUI DAN NEGARA ASAL, 2006
EXPORT AND IMPORT 0F FISHERY COMMODITIES BY COUNTRY OF DESTINATION AND ORIGIN, 2006

S.I.T.C. Kod Komoditi *Commodity Code*	Keterangan Komoditi dan Negara *Description of Commodity and Country*	Eksport/*Export*		Import	
		Kuantiti *Quantity*	Nilai *Value*	Kuantiti *Quantity*	Nilai *Value*
034110011	**OTHER CARP, ALIVE**				
	BRUNEI DARUSSALAM	6,55	50.799	0,00	0
	SINGAPORE REPUBLIC OF	298,89	1.022.694	0,00	0
	THAILAND	3,91	17.500	0,20	2.200
	VIETNAM SOCIALIST REP. OF	0,00	0	0,07	1.269
	JUMLAH/*TOTAL*	**309,35**	**1.090.993**	**0,27**	**3.469**
034110050	**TROUT, ALIVE**				
	BRUNEI DARUSSALAM	0,68	2.550	0,00	0
	JUMLAH/*TOTAL*	**0,68**	**2.550**	**0,00**	**0**
034110070	**EELS (ANGUILLA SPP.), ALIVE**				
	INDONESIA REPUBLIC OF	0,00	0	0,02	254
	PHILIPPINES	0,00	0	0,16	2.310
	SINGAPORE REPUBLIC OF	11,36	68.865	0,00	0
	THAILAND	24,90	71.484	0,45	6.000
	VIETNAM SOCIALIST REP. OF	0,42	22.800	0,03	663
	JUMLAH/*TOTAL*	**36,68**	**163.149**	**0,66**	**9.227**
034110090	**CARP BREEDER, ALIVE**				
	BRUNEI DARUSSALAM	0,15	6.000	0,00	0
	SINGAPORE REPUBLIC OF	466,61	1.399.885	0,00	0
	JUMLAH/TOTAL	**466,75**	**1.405.885**	**0,00**	0
034110130	**MILKFISH OR LAPU LAPU FRY FOR BREEDING, ALIVE**				
	INDONESIA REPUBLIC OF	0,00	0	1,79	29.559
	SINGAPORE REPUBLIC OF	163,28	803.448	0,00	0
	THAILAND	587,81	1.237.525	69,89	889.585
	JUMLAH/*TOTAL*	**751,09**	**2.040.973**	**71,68**	**919.144**
034110150	**MILKFISH OR LAPU LAPU FRY, OTHER THAN FOR BREEDING**				
	INDONESIA REPUBLIC OF	0,00	0	30,97	280.521
	SINGAPORE REPUBLIC OF	201,10	870.929	0,00	0
	THAILAND	12,92	28.438	16,91	169.296
	JUMLAH/*TOTAL*	**214,03**	**899.367**	**47,88**	**449.817**

MALAYSIA
EKSPORT DAN IMPORT KOMODITI PERIKANAN MENGIKUT NEGARA YANG DITUJUI DAN NEGARA ASAL, 2006
EXPORT AND IMPORT 0F FISHERY COMMODITIES BY COUNTRY OF DESTINATION AND ORIGIN, 2006

S.I.T.C. Kod Komoditi *Commodity Code*	Keterangan Komoditi dan Negara *Description of Commodity and Country*	Eksport/*Export*		Import	
		Kuantiti *Quantity*	Nilai *Value*	Kuantiti *Quantity*	Nilai *Value*
034110170	**OTHER FISH FRY, FOR BREEDING, ALIVE**				
	BRUNEI DARUSSALAM	1,70	41.250	0,00	0
	INDONESIA REPUBLIC OF	167,28	191.200	109,12	1.988.719
	PHILIPPINES	0,00	0	0,03	2.020
	SINGAPORE REPUBLIC OF	310,82	1.243.280	30,94	2.767.850
	THAILAND	0,06	2.000	399,04	3.034.776
	JUMLAH/*TOTAL*	**479,86**	**1.477.730**	**539,13**	**7.793.365**
034110190	**OTHER FISH FRY, OTHER THAN FOR BREEDING, ALIVE**				
	BRUNEI DARUSSALAM	0,69	5.169	0,00	0
	SINGAPORE REPUBLIC OF	11,37	41.683	2,20	250.750
	THAILAND	0,70	10.000	33,15	148.000
	JUMLAH/*TOTAL*	**12,76**	**56.852**	**35,35**	**398.750**
034110210	**OTHER MARINE FISH, ALIVE**				
	BRUNEI DARUSSALAM	1,48	51.605	0,00	0
	INDONESIA REPUBLIC OF	18,00	27.975	13,58	247.254
	PHILIPPINES	0,00	0	1,08	31.370
	SINGAPORE REPUBLIC OF	1.322,47	17.130.302	0,60	4.923
	THAILAND	1,90	3.800	25,40	162.300
	VIETNAM SOCIALIST REP. OF	12,57	61.068	0,00	0
	JUMLAH/*TOTAL*	**1.356,41**	**17.274.750**	**40,66**	**445.847**
034110230	**OTHER FRESHWATER FISH, ALIVE**				
	INDONESIA REPUBLIC OF	1.730,84	3.940.629	106,19	4.349.575
	KAMPUCHEA DEMOCRATIC	0,00	0	0,23	14.975
	PHILIPPINES	0,34	1.104	1,61	10.800
	SINGAPORE REPUBLIC OF	790,64	5.787.717	0,38	35.000
	THAILAND	679,58	1.424.213	91,34	876.646
	VIETNAM SOCIALIST REP. OF	0,33	722	3,73	192.754
	JUMLAH/*TOTAL*	**3.201,73**	**11.154.385**	**203,48**	**5.479.750**
034112100	**TROUT, FRY, ALIVE**				
	HONG KONG	0,00	0	7,90	128.588
	INDIA	0,00	0	6,55	53.216
	JUMLAH/*TOTAL*	**0,00**	**0**	**14,45**	**181.804**

MALAYSIA
EKSPORT DAN IMPORT KOMODITI PERIKANAN MENGIKUT NEGARA YANG DITUJUI DAN NEGARA ASAL, 2006
EXPORT AND IMPORT 0F FISHERY COMMODITIES BY COUNTRY OF DESTINATION AND ORIGIN, 2006

S.I.T.C. Kod Komoditi *Commodity Code*	Keterangan Komoditi dan Negara *Description of Commodity and Country*	Eksport/*Export* Kuantiti *Quantity*	Eksport/*Export* Nilai *Value*	Import Kuantiti *Quantity*	Import Nilai *Value*
034112900	**TROUT, OTHER THAN FRY, ALIVE**				
	GERMANY FEDERAL REPUBLIC OF	0,62	5.556	0,00	0
	JAPAN	0,00	0	1,97	140.831
	POLAND	0,20	9.612	0,00	0
	TAIWAN	0,00	0	0,12	32.625
	UNITED STATES OF AMERICA	2,03	15.026	0,00	0
	JUMLAH/*TOTAL*	**2,85**	**30.194**	**2,09**	**173.456**
034113900	**EELS (ANGUILLA SPP.), OTHER THAN FRY, ALIVE**				
	ALGERIA	0,40	4.000	0,00	0
	CHINA PEOPLE'S REPUBLIC OF	0,00	0	28,31	93.074
	HONG KONG	0,00	150	1,21	37.927
	QATAR	0,12	3.100	0,00	0
	SOUTH AFRICA REPUBLIC OF	0,04	400	0,00	0
	TAIWAN	0,00	0	2,02	100.852
	JUMLAH/*TOTAL*	**0,56**	**7.650**	**31,54**	**231.853**
034114100	**CARP, FRY, ALIVE**				
	HONG KONG	0,00	0	0,67	36.855
	JAPAN	0,00	0	1,10	137.138
	TAIWAN	0,00	0	6,69	113.623
	JUMLAH/*TOTAL*	**0,00**	0	**8,46**	**287.616**
034114900	**CARP, OTHER THAN FRY, ALIVE**				
	ALGERIA	9,72	69.547	0,00	0
	AUSTRALIA	2,39	30.750	0,00	0
	AUSTRIA	0,10	950	0,00	0
	BAHRAIN	1,65	11.133	0,00	0
	BELGIUM	1,35	13.500	0,00	0
	BRAZIL	1,80	13.300	0,00	0
	CANADA	29,34	194.484	0,00	0
	CHINA PEOPLE'S REPUBLIC OF	0,00	0	0,13	2.473
	CYPRUS	3,26	17.000	0,00	0
	CZECH REPUBLIC	16,19	43.904	0,00	0
	DENMARK	0,32	6.750	0,00	0
	FINLAND	0,57	6.669	0,00	0
	FRANCE	158,60	1.165.504	0,00	0
	GERMANY FEDERAL REPUBLIC OF	92,95	699.384	0,00	0
	GHANA	0,01	65	0,00	0
	GREECE	1,01	6.441	0,00	0
	GUAM	0,50	9.820	0,00	0

MALAYSIA
EKSPORT DAN IMPORT KOMODITI PERIKANAN MENGIKUT NEGARA YANG DITUJUI DAN NEGARA ASAL, 2006
EXPORT AND IMPORT 0F FISHERY COMMODITIES BY COUNTRY OF DESTINATION AND ORIGIN, 2006

S.I.T.C. Kod Komoditi *Commodity Code*	**Keterangan Komoditi dan Negara** *Description of Commodity and Country*	**Eksport/***Export*		**Import**	
		Kuantiti *Quantity*	**Nilai** *Value*	**Kuantiti** *Quantity*	**Nilai** *Value*
034114900	**CARP, OTHER THAN FRY, ALIVE**				
	HONG KONG	1,25	69.073	0,00	0
	HUNGARY	2,20	13.180	0,00	0
	IRAN ISLAMIC REP. OF	7,32	74.028	0,00	0
	ITALY	27,37	197.005	0,00	0
	JAPAN	0,59	5.788	31,35	4.199.943
	JORDAN	0,03	300	0,00	0
	KAZAKHSTAN	0,12	920	0,00	0
	KUWAIT	1,15	8.000	0,00	0
	LEBANON	9,93	81.169	0,00	0
	LUXEMBOUNG	0,80	8.000	0,00	0
	MALDIVES	3,60	36.000	0,00	0
	MAURITIUS	7,34	75.355	0,00	0
	MOROCCO	0,03	240	0,00	0
	NETHERLANDS	146,42	978.622	0,00	0
	NORWAY	0,31	1.750	0,00	0
	PAKISTAN	0,10	312	0,00	0
	POLAND	9,95	93.540	0,00	0
	PORTUGAL	33,12	172.110	0,00	0
	QATAR	4,82	47.540	0,00	0
	REUNION ISLANDS	2,72	22.200	0,00	0
	ROMANIA	6,62	57.370	0,00	0
	RUSSIAN FEDERATION	53,56	250.516	0,00	0
	SOUTH AFRICA REPUBLIC OF	4,83	61.800	0,00	0
	SPAIN	587,36	717.540	0,00	0
	SWEDEN	1,30	13.000	0,00	0
	SWITZERLAND	0,01	100	0,00	0
	SYRIAN ARAB REPUBLIC	0,13	1.300	0,00	0
	TAIWAN	0,00	0	3,36	55.734
	TANZANIA UNITED REP. OF	0,08	800	0,00	0
	TUNISIA	0,16	1.600	0,00	0
	UKRAINE	0,77	6.950	0,00	0
	UNITED ARAB EMIRATES	8,40	53.874	0,00	0
	UNITED KINGDOM	108,95	603.944	0,00	0
	UNITED STATES OF AMERICA	127,02	893.879	0,01	123
	URUGUAY	0,06	300	0,00	0
	YUGOSLAVIA	1,13	11.300	0,00	0
	JUMLAH/*TOTAL*	**1.479,26**	**6.848.606**	**34,84**	**4.258.273**

MALAYSIA
EKSPORT DAN IMPORT KOMODITI PERIKANAN MENGIKUT NEGARA YANG DITUJUI DAN NEGARA ASAL, 2006
EXPORT AND IMPORT 0F FISHERY COMMODITIES BY COUNTRY OF DESTINATION AND ORIGIN, 2006

S.I.T.C. Kod Komoditi *Commodity Code*	Keterangan Komoditi dan Negara *Description of Commodity and Country*	Eksport/*Export*		Import	
		Kuantiti *Quantity*	Nilai *Value*	Kuantiti *Quantity*	Nilai *Value*
034119000	**OTHER LIVE FISH, OTHER THAN TROUT, EELS OR CARP**				
	AUSTRALIA	0,00	0	3,41	155.756
	CHINA PEOPLE'S REPUBLIC OF	169,25	4.842.494	2,75	116.594
	EGYPT	0,70	6.017	0,00	0
	FRANCE	0,44	42.060	0,00	0
	GERMANY FEDERAL REPUBLIC OF	0,00	0	0,05	3.337
	HONG KONG	1.483,40	46.180.671	3,61	173.322
	HUNGARY	0,40	700	0,00	0
	INDIA	0,00	0	5,98	106.250
	INDONESIA REPUBLIC OF	0,00	0	3,42	30.239
	ITALY	0,26	1.720	0,00	0
	JAPAN	0,08	6.134	0,00	0
	TAIWAN	63,50	1.393.433	75,80	2.819.793
	UNITED KINGDOM	0,46	6.800	0,00	0
	UNITED STATES OF AMERICA	0,11	28.500	0,01	156
	JUMLAH/*TOTAL*	**1.718,59**	**52.508.529**	**95,02**	**3.405.447**
034121000	**TROUT, EXCLUDING LIVERS AND ROES, FRESH OR CHILLED**				
	AUSTRALIA	0,00	0	1,27	50.559
	INDIA	0,00	0	0,47	14.657
	NETHERLANDS	0,00	0	0,36	18.233
	NORWAY	0,00	0	12,18	355.636
	PHILIPPINES	0,00	0	0,77	5.959
	SOUTH AFRICA REPUBLIC OF	0,13	5.730	0,00	0
	SWITZERLAND	0,13	5.730	0,00	0
	JUMLAH/*TOTAL*	**0,26**	**11.460**	**15,06**	**445.044**
034122000	**PACIFIC SALMON, ATLANTIC SALMON AND DANUBE SALMON, EXCL. LIVERS AND ROES, FRESH OR CHILLED**				
	AUSTRALIA	0,00	0	3,25	106.205
	CHILE	0,00	0	35,34	618.667
	FRANCE	0,00	0	0,17	6.303
	INDIA	0,00	0	0,04	1.599
	JAPAN	0,00	0	0,33	19.248
	NETHERLANDS	0,00	0	185,57	2.216.268
	NEW ZEALAND	0,00	0	6,38	197.829
	NORWAY	0,00	0	567,85	17.209.887
	QATAR	0,02	500	0,00	0
	SINGAPORE REPUBLIC OF	0,00	0	49,01	469.291
	UNITED STATES OF AMERICA	0,00	0	1,30	28.053
	JUMLAH/*TOTAL*	**0,02**	**500**	**849,23**	**20.873.350**

MALAYSIA
EKSPORT DAN IMPORT KOMODITI PERIKANAN MENGIKUT NEGARA YANG DITUJUI DAN NEGARA ASAL, 2006
EXPORT AND IMPORT 0F FISHERY COMMODITIES BY COUNTRY OF DESTINATION AND ORIGIN, 2006

S.I.T.C. Kod Komoditi *Commodity Code*	**Keterangan Komoditi dan Negara** *Description of Commodity and Country*	**Eksport/***Export*		**Import**	
		Kuantiti *Quantity*	**Nilai** *Value*	**Kuantiti** *Quantity*	**Nilai** *Value*
034129000	**OTHER SALMONIDAE, EXCL. LIVERS AND ROES, FRESH OR CHILLED**				
	AUSTRALIA	0,00	0	3,61	89.703
	BRUNEI DARUSSALAM	12,20	133.558	0,00	0
	CANADA	0,00	0	3,87	127.123
	INDONESIA REPUBLIC OF	17,00	19.100	66,30	464.500
	NETHERLANDS	0,00	0	26,94	443.074
	NEW ZEALAND	0,00	0	1,06	33.042
	NORWAY	0,00	0	44,68	1.246.935
	SINGAPORE REPUBLIC OF	12,40	32.933	0,00	0
	JUMLAH/*TOTAL*	**41,60**	**185.591**	**146,45**	**2.404.377**
034131000	**HALIBUT, EXCLUDING LIVERS AND ROES, FRESH OR CHILLED**				
	INDIA	0,00	0	1,06	7.335
	NETHERLANDS	0,00	0	0,10	5.079
	SINGAPORE REPUBLIC OF	0,20	1.500	0,00	0
	JUMLAH/*TOTAL*	**0,20**	**1.500**	**1,16**	**12.414**
034133000	**SOLE (SOLEA SPP), EXCLUDING LIVERS AND ROES, FRESH OR CHILLED**				
	AUSTRALIA	0,00	0	0,04	1.039
	NETHERLANDS	0,00	0	0,48	24.354
	JUMLAH/*TOTAL*	**0,00**	**0**	**0,53**	**25.393**
034139000	**OTHER FLAT FISH, EXCL. LIVERS AND ROES, FRESH OR CHILLED**				
	AUSTRALIA	0,00	0	0,08	8.178
	INDONESIA REPUBLIC OF	63,12	240.800	1,55	7.750
	JAPAN	0,00	0	11,38	93.979
	KUWAIT	23,00	81.211	0,00	0
	MAURITIUS	0,26	1.430	0,00	0
	NETHERLANDS	0,00	0	1,18	95.309
	NEW ZEALAND	0,00	0	0,01	916
	NORWAY	0,00	0	10,52	249.289
	SAUDI ARABIA	71,89	190.792	0,00	0
	TAIWAN	0,00	0	51,95	174.900
	UNITED ARAB EMIRATES	39,84	146.982	0,00	0
	UNITED STATES OF AMERICA	0,00	0	0,07	620
	JUMLAH/*TOTAL*	**198,11**	**661.215**	**76,73**	**630.941**

MALAYSIA
EKSPORT DAN IMPORT KOMODITI PERIKANAN MENGIKUT NEGARA YANG DITUJUI DAN NEGARA ASAL, 2006
EXPORT AND IMPORT 0F FISHERY COMMODITIES BY COUNTRY OF DESTINATION AND ORIGIN, 2006

S.I.T.C. Kod Komoditi *Commodity Code*	Keterangan Komoditi dan Negara *Description of Commodity and Country*	Eksport/*Export*		Import	
		Kuantiti *Quantity*	Nilai *Value*	Kuantiti *Quantity*	Nilai *Value*
034142000	**YELLOWFIN TUNAS (THUNNUS ALBACARES), EXCLUDING LIVERS AND ROES, FRESH OR CHILLED**				
	CHINA PEOPLE'S REPUBLIC OF	0,94	10.644	0,00	0
	INDONESIA REPUBLIC OF	0,00	0	33,35	369.446
	JAPAN	681,64	18.550.541	4,97	71.883
	SINGAPORE REPUBLIC OF	0,16	1.729	0,00	0
	TAIWAN	0,00	0	779,30	8.573.863
	UNITED STATES OF AMERICA	266,92	7.383.027	0,00	0
	JUMLAH/*TOTAL*	**949,66**	**25.945.941**	**817,62**	**9.015.192**
034143000	**SKIPJACK OR STRIPE-BELLIED BONITO, EXCLUDING LIVERS AND ROES, FRESH OR CHILLED**				
	JAPAN	0,00	0	0,55	21.198
	THAILAND	440,00	1.295.888	0,00	0
	JUMLAH/*TOTAL*	**440,00**	**1.295.888**	**0,55**	**21.198**
034144000	**BIGEYE TUNAS (THUNNUS OBESUS), OF FLAT FISH**				
	INDONESIA REPUBLIC OF	0,00	0	64,10	705.229
	JAPAN	28,17	204.414	26,50	171.427
	TAIWAN	0,00	0	693,00	7.609.990
	UNITED STATES OF AMERICA	3,12	28.340	0,00	0
	JUMLAH/*TOTAL*	**31,29**	**232.754**	**783,60**	**8.486.646**
034149000	**OTHER TUNAS, EXCLUDING LIVERS AND ROES, FRESH OR CHILLED**				
	BRUNEI DARUSSALAM	5,61	19.437	0,00	0
	CHINA PEOPLE'S REPUBLIC OF	0,00	0	0,30	7.253
	JAPAN	3,39	92.855	3,24	227.620
	MALDIVES	0,00	0	3,38	34.832
	NETHERLANDS	0,00	0	0,05	2.182
	SINGAPORE REPUBLIC OF	4,00	23.657	0,00	0
	TAIWAN	0,00	0	2,60	13.005
	THAILAND	6,60	19.800	0,06	1.246
	JUMLAH/*TOTAL*	**19,60**	**155.749**	**9,62**	**286.138**

MALAYSIA
EKSPORT DAN IMPORT KOMODITI PERIKANAN MENGIKUT NEGARA YANG DITUJUI DAN NEGARA ASAL, 2006
EXPORT AND IMPORT 0F FISHERY COMMODITIES BY COUNTRY OF DESTINATION AND ORIGIN, 2006

S.I.T.C. Kod Komoditi *Commodity Code*	Keterangan Komoditi dan Negara *Description of Commodity and Country*	Eksport/*Export*		Import	
		Kuantiti *Quantity*	Nilai *Value*	Kuantiti *Quantity*	Nilai *Value*
034151000	**HERRINGS, EXCLUDING LIVERS AND ROES, FRESH OR CHILLED**				
	AUSTRALIA	0,00	0	0,50	34.944
	JAPAN	0,00	0	0,04	2.398
	JUMLAH/*TOTAL*	**0,00**	**0**	**0,54**	**37.342**
034159000	**SARDINES, EXCLUDING LIVERS AND ROES, FRESH OR CHILLED**				
	AUSTRALIA	0,00	0	0,01	745
	GERMANY FEDERAL REPUBLIC OF	0,00	0	0,01	218
	INDONESIA REPUBLIC OF	0,00	0	52,00	143.563
	JAPAN	0,00	0	0,22	14.197
	MEXICO	0,00	0	78,87	265.061
	SINGAPORE REPUBLIC OF	0,72	2.447	0,00	0
	THAILAND	0,00	0	6,47	26.430
	JUMLAH/TOTAL	**0,72**	**2.447**	**137,58**	**450.214**
034170000	**MACKEREL, EXCLUDING LIVERS AND ROES, FRESH OR CHILLED**				
	BRUNEI DARUSSALAM	10,00	77.760	0,00	0
	CHINA PEOPLE'S REPUBLIC OF	0,00	0	233,46	773.789
	INDIA	0,00	0	81,58	547.407
	JAPAN	0,00	0	4,08	216.133
	OMAN	0,00	0	0,02	308
	PAKISTAN	0,00	0	83,80	312.207
	THAILAND	0,00	0	8,93	18.730
	VIETNAM SOCIALIST REP. OF	0,00	0	3,70	8.559
	YEMEN REP. OF	0,00	0	23,13	81.903
	JUMLAH/*TOTAL*	**10,00**	**77.760**	**438,69**	**1.959.036**
034180010	**MARINE FISH, EXCLUDING LIVERS AND ROES, FRESH OR CHILLED**				
	BRUNEI DARUSSALAM	175,88	1.402.986	0,35	8.719
	INDONESIA REPUBLIC OF	3.363,01	5.393.074	21.548,13	107.658.181
	PHILIPPINES	10,20	21.600	0,02	410
	SINGAPORE REPUBLIC OF	12.696,96	41.113.106	0,00	0
	THAILAND	6.977,35	10.251.958	148.042,81	184.844.701
	VIETNAM SOCIALIST REP. OF	28,74	159.615	10,93	267.066
	JUMLAH/*TOTAL*	**23.252,13**	**58.342.339**	**169.602,24**	**292.779.077**

MALAYSIA
EKSPORT DAN IMPORT KOMODITI PERIKANAN MENGIKUT NEGARA YANG DITUJUI DAN NEGARA ASAL, 2006
EXPORT AND IMPORT 0F FISHERY COMMODITIES BY COUNTRY OF DESTINATION AND ORIGIN, 2006

S.I.T.C. Kod Komoditi *Commodity Code*	Keterangan Komoditi dan Negara *Description of Commodity and Country*	Eksport/*Export* Kuantiti *Quantity*	Eksport/*Export* Nilai *Value*	Import Kuantiti *Quantity*	Import Nilai *Value*
034180030	**FRESHWATER FISH, EXCL. LIVERS AND ROES, FRESH OR CHILLED**				
	INDONESIA REPUBLIC OF	692,88	1.353.728	3.949,34	18.678.480
	SINGAPORE REPUBLIC OF	424,92	3.647.944	0,00	0
	THAILAND	12,15	70.674	62,05	134.021
	VIETNAM SOCIALIST REP. OF	0,00	0	12,25	93.308
	JUMLAH/*TOTAL*	**1.129,95**	**5.072.346**	**4.023,64**	**18.905.809**
034181000	**HADDOCK, EXCL. LIVERS AND ROES, FRESH OR CHILLED**				
	INDONESIA REPUBLIC OF	0,00	0	10,33	42.333
	JAPAN	0,00	0	0,22	8.342
	JUMLAH/*TOTAL*	**0,00**	0	**10,55**	**50.675**
034183000	**DOGFISH AND OTHER SHARKS, EXCL. LIVERS AND ROES, FRESH OR CHILLED**				
	PHILIPPINES	0,60	1.200	0,00	0
	JUMLAH/*TOTAL*	**0,60**	**1.200**	**0,00**	**0**
034184000	**EELS (ANGUILLA SPP), EXCLUDING LIVERS AND ROES, FRESH OR CHILLED**				
	AUSTRALIA	0,00	0	0,04	1.511
	HONG KONG	0,00	0	0,06	3.323
	INDONESIA REPUBLIC OF	0,02	40	2,30	6.900
	JAPAN	0,00	0	1,68	108.309
	PHILIPPINES	0,00	0	0,04	1.033
	SINGAPORE REPUBLIC OF	0,46	2.866	0,00	0
	THAILAND	1,30	2.600	0,00	0
	JUMLAH/*TOTAL*	**1,78**	**5.506**	**4,12**	**121.076**
034189000	**OTHER FISH, EXCLUDING LIVERS AND ROES, FRESH OR CHILLED**				
	AUSTRALIA	0,00	0	5,95	237.040
	BANGLADESH	0,00	0	5,09	209.893
	CHINA PEOPLE'S REPUBLIC OF	0,00	0	44,12	265.846
	FRANCE	0,00	0	16,44	573.149
	HONG KONG	0,02	374	2,71	152.416
	INDIA	0,00	0	360,45	14.035.487
	INDONESIA REPUBLIC OF	0,00	0	13,55	63.035
	ITALY	0,00	0	0,02	1.191

MALAYSIA
EKSPORT DAN IMPORT KOMODITI PERIKANAN MENGIKUT NEGARA YANG DITUJUI DAN NEGARA ASAL, 2006
EXPORT AND IMPORT 0F FISHERY COMMODITIES BY COUNTRY OF DESTINATION AND ORIGIN, 2006

S.I.T.C. Kod Komoditi *Commodity Code*	**Keterangan Komoditi dan Negara** *Description of Commodity and Country*	**Eksport/***Export*		**Import**	
		Kuantiti *Quantity*	**Nilai** *Value*	**Kuantiti** *Quantity*	**Nilai** *Value*
034189000	**OTHER FISH, EXCLUDING LIVERS AND ROES, FRESH OR CHILLED**				
	JAPAN	0,00	0	48,02	3.307.123
	MALDIVES	0,00	0	0,43	9.482
	NEW ZEALAND	0,00	0	0,95	15.821
	NORWAY	0,00	0	0,04	2.945
	PAKISTAN	0,00	0	2,05	27.945
	TAIWAN	2,38	46.022	18,05	61.505
	UNITED KINGDOM	0,00	0	0,40	5.349
	UNITED STATES OF AMERICA	0,00	0	3,35	79.099
	JUMLAH/*TOTAL*	**2,40**	**46.396**	**521,61**	**19.047.326**
034190000	**LIVERS AND ROES, FRESH OR CHILLED**				
	AUSTRALIA	0,00	0	0,56	61.806
	CHINA PEOPLE'S REPUBLIC OF	0,00	0	0,47	5.716
	FRANCE	0,00	0	0,03	4.426
	JAPAN	0,00	0	16,47	201.055
	NETHERLANDS	0,00	0	0,00	834
	QATAR	0,21	6.930	0,00	0
	SINGAPORE REPUBLIC OF	0,35	2.913	0,00	0
	TAIWAN	0,45	3.115	4,31	67.824
	THAILAND	0,00	0	0,81	1.836
	JUMLAH/*TOTAL*	**1,01**	**12.958**	**22,66**	**343.497**
034210900	**OTHER PACIFIC SALMON**				
	AUSTRALIA	1,06	29.115	0,00	0
	CHILE	0,00	0	42,91	874.440
	CHINA PEOPLE'S REPUBLIC OF	0,00	0	25,08	237.508
	DENMARK	0,00	0	19,13	388.256
	HONG KONG	0,00	0	0,55	8.399
	INDIA	0,00	0	27,40	223.888
	INDONESIA REPUBLIC OF	77,03	259.125	0,00	0
	JAPAN	0,00	0	1,44	35.036
	KOREA REP. OF	0,00	0	1,60	22.331
	NETHERLANDS	0,00	0	126,17	1.470.449
	NEW ZEALAND	0,00	0	2,23	79.836
	TAIWAN	0,00	0	6,87	82.073
	THAILAND	259,37	2.831.276	65,04	176.476
	UNITED STATES OF AMERICA	0,00	0	0,18	11.959
	VIETNAM SOCIALIST REP. OF	0,00	0	2,23	14.838
	JUMLAH/*TOTAL*	**337,46**	**3.119.516**	**320,84**	**3.625.489**

MALAYSIA

EKSPORT DAN IMPORT KOMODITI PERIKANAN MENGIKUT NEGARA YANG DITUJUI DAN NEGARA ASAL, 2006

EXPORT AND IMPORT 0F FISHERY COMMODITIES BY COUNTRY OF DESTINATION AND ORIGIN, 2006

S.I.T.C. Kod Komoditi *Commodity Code*	**Keterangan Komoditi dan Negara** *Description of Commodity and Country*	**Eksport/***Export*		**Import**	
		Kuantiti *Quantity*	**Nilai** *Value*	**Kuantiti** *Quantity*	**Nilai** *Value*
034211100	**SOCKEYE SALMON (RED SALMON)**				
	AUSTRALIA	0,00	0	0,25	11.797
	FRANCE	0,00	0	0,14	4.764
	JAPAN	0,00	0	3,51	100.704
	NEW ZEALAND	0,00	0	5,63	170.204
	SINGAPORE REPUBLIC OF	0,00	0	9,26	332.172
	JUMLAH/*TOTAL*	**0,00**	**0**	**18,79**	**619.641**
034212000	**TROUT, EXCLUDING LIVERS AND ROES, FROZEN**				
	AUSTRALIA	0,00	0	0,62	32.608
	CHILE	0,00	0	199,22	2.140.292
	CHINA PEOPLE'S REPUBLIC OF	0,00	0	86,40	1.025.508
	DENMARK	0,00	0	2,51	44.058
	GERMANY FEDERAL REPUBLIC OF	0,00	0	8,31	195.778
	HONG KONG	0,90	27.000	4,68	86.077
	INDONESIA REPUBLIC OF	0,00	0	18,32	76.077
	NORWAY	0,00	0	89,77	1.872.666
	SINGAPORE REPUBLIC OF	0,02	828	0,00	0
	UNITED STATES OF AMERICA	0,00	0	1,19	74.129
	JUMLAH/*TOTAL*	**0,92**	**27.828**	**411,00**	**5.547.193**
034213000	**ATLANTIC SALMON AND DANUBE SALMON, EXCLUDING LIVERS AND ROES, FROZEN**				
	CHILE	0,00	0	38,65	717.064
	CHINA PEOPLE'S REPUBLIC OF	0,00	0	17,58	229.924
	DENMARK	0,00	0	10,16	187.860
	GERMANY FEDERAL REPUBLIC OF	0,00	0	20,45	372.087
	NORWAY	0,00	0	82,48	1.703.926
	SINGAPORE REPUBLIC OF	0,13	2.033	0,00	0
	UNITED STATES OF AMERICA	0,00	0	0,40	8.860
	VIETNAM SOCIALIST REP. OF	0,00	0	1,20	5.548
	JUMLAH/*TOTAL*	**0,13**	**2.033**	**170,91**	**3.225.269**

MALAYSIA
EKSPORT DAN IMPORT KOMODITI PERIKANAN MENGIKUT NEGARA YANG DITUJUI DAN NEGARA ASAL, 2006
EXPORT AND IMPORT 0F FISHERY COMMODITIES BY COUNTRY OF DESTINATION AND ORIGIN, 2006

S.I.T.C. Kod Komoditi *Commodity Code*	**Keterangan Komoditi dan Negara** *Description of Commodity and Country*	**Eksport/***Export*		**Import**	
		Kuantiti *Quantity*	**Nilai** *Value*	**Kuantiti** *Quantity*	**Nilai** *Value*
034219000	**OTHER SALMONIDAE, EXCL. LIVERS AND ROES, FROZEN**				
	BRUNEI DARUSSALAM	22,93	154.863	0,00	0
	CHILE	0,00	0	169,66	2.537.118
	CHINA PEOPLE'S REPUBLIC OF	275,47	466.243	2.116,41	11.883.854
	HONG KONG	12,00	129.371	4,29	81.684
	INDIA	0,00	0	796,12	5.777.648
	INDONESIA REPUBLIC OF	1.295,96	1.393.593	11,57	46.898
	JAPAN	48,00	347.258	11,69	270.689
	MYANMAR UNION OF	0,00	0	160,87	1.259.489
	NORWAY	0,00	0	89,57	1.847.040
	PAKISTAN	0,00	0	149,57	812.344
	SINGAPORE REPUBLIC OF	14,41	94.804	0,00	0
	SRI LANKA REPUBLIC OF	12,99	19.944	0,00	0
	TAIWAN	18,00	99.583	217,10	613.388
	THAILAND	194,68	607.382	19,09	57.516
	UNITED STATES OF AMERICA	47,53	218.655	22,04	256.987
	VIETNAM SOCIALIST REP. OF	0,00	0	12,60	76.499
	YEMEN REP. OF	0,00	0	6,87	22.302
	JUMLAH/*TOTAL*	**1.941,97**	**3.531.696**	**3.787,44**	**25.543.456**
034221000	**HALIBUT, EXCLUDING LIVERS AND ROES, FROZEN**				
	CANADA	0,50	8.457	0,00	0
	CHINA PEOPLE'S REPUBLIC OF	0,00	0	0,03	959
	GERMANY FEDERAL REPUBLIC OF	0,00	0	25,20	582.314
	HONG KONG	0,00	0	6,62	166.670
	ICELAND	0,00	0	3,11	82.958
	NORWAY	0,00	0	1,05	36.862
	SINGAPORE REPUBLIC OF	4,57	22.096	4,75	134.967
	UNITED STATES OF AMERICA	0,00	0	9,97	254.719
	JUMLAH/*TOTAL*	**5,07**	**30.553**	**50,73**	**1.259.449**
034222000	**PLAICE, EXCLUDING LIVERS AND ROES, FROZEN**				
	TAIWAN	0,00	0	14,00	134.828
	JUMLAH/*TOTAL*	**0,00**	**0**	**14,00**	**134.828**

MALAYSIA
EKSPORT DAN IMPORT KOMODITI PERIKANAN MENGIKUT NEGARA YANG DITUJUI DAN NEGARA ASAL, 2006
EXPORT AND IMPORT 0F FISHERY COMMODITIES BY COUNTRY OF DESTINATION AND ORIGIN, 2006

S.I.T.C. Kod Komoditi *Commodity Code*	Keterangan Komoditi dan Negara *Description of Commodity and Country*	Eksport/*Export* Kuantiti *Quantity*	Eksport/*Export* Nilai *Value*	Import Kuantiti *Quantity*	Import Nilai *Value*
034223000	**SOLE (SOLEA SPP), EXCL. LIVERS AND ROES, FROZEN**				
	AUSTRALIA	0,00	0	0,05	2.409
	CANADA	0,06	1.015	0,00	0
	CHINA PEOPLE'S REPUBLIC OF	1,10	4.400	0,00	0
	JAPAN	0,00	0	0,59	18.176
	NETHERLANDS	0,00	0	0,76	64.519
	NEW ZEALAND	0,00	0	5,70	61.388
	SINGAPORE REPUBLIC OF	0,15	3.932	0,00	0
	JUMLAH/*TOTAL*	**1,31**	**9.347**	**7,10**	**146.492**
034229000	**OTHER FLAT FISH, EXCL. LIVERS AND ROES, FROZEN**				
	AUSTRALIA	0,00	0	0,34	10.437
	BRUNEI DARUSSALAM	4,00	4.800	0,00	0
	CANADA	0,00	0	0,68	9.885
	CHILE	0,00	0	3,42	45.752
	CHINA PEOPLE'S REPUBLIC OF	132,27	606.087	186,85	901.523
	HONG KONG	0,29	19.160	0,55	14.285
	INDONESIA REPUBLIC OF	0,00	0	49,02	486.610
	JAPAN	0,00	0	39,38	763.680
	NETHERLANDS	0,00	0	0,17	11.280
	NORWAY	0,00	0	13,59	154.032
	PHILIPPINES	0,01	12	0,00	0
	REUNION ISLANDS	0,00	0	2,26	134.265
	SINGAPORE REPUBLIC OF	372,85	1.697.629	67,63	590.728
	SPAIN	0,00	0	10,34	160.086
	THAILAND	0,00	0	1,01	19.437
	UNITED STATES OF AMERICA	22,49	465.105	0,59	23.019
	VIETNAM SOCIALIST REP. OF	0,00	0	35,13	349.439
	YEMEN REP. OF	0,00	0	18,63	83.139
	JUMLAH/*TOTAL*	**531,91**	**2.792.793**	**429,59**	**3.757.597**
034231000	**ALBACORE OR LONGFINNED TUNAS, EXCLUDING LIVERS AND ROES, FROZEN**				
	CHINA PEOPLE'S REPUBLIC OF	0,00	0	212,91	3.832.049
	JAPAN	0,00	0	127,32	1.337.910
	MAURITIUS	0,00	0	986,27	10.495.572
	NAMIBIA	0,00	0	26,98	266.247
	SOUTH AFRICA REPUBLIC OF	0,00	0	181,02	1.832.023
	TAIWAN	0,00	0	156,32	1.547.824
	THAILAND	16,83	59.082	78,00	648.543
	VIETNAM SOCIALIST REP. OF	73,53	273.647	20,46	198.696
	JUMLAH/*TOTAL*	**90,36**	**332.729**	**1.789,27**	**20.158.864**

MALAYSIA

EKSPORT DAN IMPORT KOMODITI PERIKANAN MENGIKUT NEGARA YANG DITUJUI DAN NEGARA ASAL, 2006

EXPORT AND IMPORT 0F FISHERY COMMODITIES BY COUNTRY OF DESTINATION AND ORIGIN, 2006

S.I.T.C. Kod Komoditi *Commodity Code*	**Keterangan Komoditi dan Negara** *Description of Commodity and Country*	**Eksport/***Export*		**Import**	
		Kuantiti *Quantity*	**Nilai** *Value*	**Kuantiti** *Quantity*	**Nilai** *Value*
034232000	**YELLOWFIN TUNAS, EXCL. LIVERS AND ROES, FROZEN**				
	AUSTRALIA	6,00	103.499	0,00	0
	CHINA PEOPLE'S REPUBLIC OF	1,10	7.983	10,00	26.987
	INDONESIA REPUBLIC OF	0,00	0	7,17	44.453
	JAPAN	111,52	828.424	8,47	45.483
	PAKISTAN	0,00	0	0,18	470
	TAIWAN	0,00	0	33,60	190.466
	THAILAND	0,00	0	4,11	9.835
	UNITED STATES OF AMERICA	0,00	0	12,80	71.351
	JUMLAH/*TOTAL*	**118,62**	**939.906**	**76,33**	**389.045**
034233000	**SKIPJACK OR STRIPE-BELLIED BONITO, EXCLUDING LIVERS AND ROES, FROZEN**				
	CHINA PEOPLE'S REPUBLIC OF	0,00	0	690,37	1.827.255
	INDONESIA REPUBLIC OF	0,00	0	26,46	50.919
	IRAN ISLAMIC REP. OF	854,50	1.736.456	0,00	0
	JAPAN	0,00	0	40,23	184.882
	SINGAPORE REPUBLIC OF	16,87	54.732	0,00	0
	THAILAND	42,77	158.268	0,00	0
	UNITED ARAB EMIRATES	500,00	1.064.000	0,00	0
	JUMLAH/*TOTAL*	**1.414,14**	**3.013.456**	**757,06**	**2.063.056**
034234000	**BIGEYE TUNAS (THUNNUS OBESUS), OF TUNAS**				
	CHINA PEOPLE'S REPUBLIC OF	0,50	3.643	2,50	6.354
	JAPAN	3,19	23.189	214,11	906.934
	MALDIVES	0,00	0	13,14	73.199
	TAIWAN	0,00	0	27,10	149.354
	UNITED STATES OF AMERICA	0,00	0	16,33	91.033
	JUMLAH/*TOTAL*	**3,69**	**26.832**	**273,18**	**1.226.874**
034235000	**BLUEFIN TUNAS (THUNNUS THYNNUS), OF TUNAS**				
	INDONESIA REPUBLIC OF	0,00	0	7,10	213.284
	SINGAPORE REPUBLIC OF	14,00	20.790	0,00	0
	JUMLAH/*TOTAL*	**14,00**	**20.790**	**7,10**	**213.284**

MALAYSIA
EKSPORT DAN IMPORT KOMODITI PERIKANAN MENGIKUT NEGARA YANG DITUJUI DAN NEGARA ASAL, 2006
EXPORT AND IMPORT 0F FISHERY COMMODITIES BY COUNTRY OF DESTINATION AND ORIGIN, 2006

S.I.T.C. Kod Komoditi *Commodity Code*	Keterangan Komoditi dan Negara *Description of Commodity and Country*	Eksport/*Export*		Import	
		Kuantiti *Quantity*	Nilai *Value*	Kuantiti *Quantity*	Nilai *Value*
034239000	**OTHER TUNAS, EXCLUDING LIVERS AND ROES, FROZEN**				
	AUSTRALIA	16,80	16.800	0,00	0
	BRUNEI DARUSSALAM	0,18	2.522	0,00	0
	CHINA PEOPLE'S REPUBLIC OF	98,16	197.375	484,67	1.188.894
	HONG KONG	0,09	2.380	0,00	0
	INDONESIA REPUBLIC OF	159,04	172.444	77,85	278.493
	IRAN ISLAMIC REP. OF	340,00	723.520	0,00	0
	JAPAN	3,11	87.164	24,64	543.836
	MYANMAR UNION OF	0,00	0	397,83	4.987.648
	NETHERLANDS	0,00	0	106,96	615.241
	PHILIPPINES	40,35	75.150	0,00	0
	SINGAPORE REPUBLIC OF	48,32	186.811	52,01	260.139
	SRI LANKA REPUBLIC OF	20,00	56.388	0,00	0
	TAIWAN	2,00	6.000	499,44	1.606.152
	THAILAND	9,50	19.000	0,00	0
	UNITED STATES OF AMERICA	38,43	1.055.896	0,00	0
	VIETNAM SOCIALIST REP. OF	44,74	492.025	0,00	0
	JUMLAH/*TOTAL*	**820,72**	**3.093.475**	**1643,39**	**9.480.403**
034241000	**HERRINGS, EXCLUDING LIVERS AND ROES, FROZEN**				
	EGYPT	0,00	0	57,16	86.795
	JAPAN	0,00	0	0,17	8.179
	SINGAPORE REPUBLIC OF	1,00	9.500	0,00	0
	UNITED STATES OF AMERICA	0,00	0	0,93	4.674
	VIETNAM SOCIALIST REP. OF	0,00	0	0,46	3.249
	JUMLAH/*TOTAL*	**1,00**	**9.500**	**58,71**	**102.897**
034249000	**SARDINES, EXCLUDING LIVERS AND ROES, FROZEN**				
	AUSTRALIA	155,98	308.292	0,00	0
	CHINA PEOPLE'S REPUBLIC OF	0,00	0	344,92	826.468
	HONG KONG	8,50	12.920	0,00	0
	INDONESIA REPUBLIC OF	36,26	57.096	52,54	119.405
	JAPAN	0,00	0	74,16	354.636
	MEXICO	0,00	0	4.541,07	16.675.151
	MOROCCO	0,00	0	52,42	175.359
	NETHERLANDS	0,00	0	53,54	322.756
	NEW ZEALAND	15,50	23.250	0,00	0
	SINGAPORE REPUBLIC OF	20,07	73.889	23,56	15.181
	SOUTH AFRICA REPUBLIC OF	0,00	0	4.005,08	24.259.160
	SRI LANKA REPUBLIC OF	4,83	12.724	0,00	0

MALAYSIA
EKSPORT DAN IMPORT KOMODITI PERIKANAN MENGIKUT NEGARA YANG DITUJUI DAN NEGARA ASAL, 2006
EXPORT AND IMPORT 0F FISHERY COMMODITIES BY COUNTRY OF DESTINATION AND ORIGIN, 2006

S.I.T.C. Kod Komoditi *Commodity Code*	Keterangan Komoditi dan Negara *Description of Commodity and Country*	Eksport/*Export* Kuantiti *Quantity*	Eksport/*Export* Nilai *Value*	Import Kuantiti *Quantity*	Import Nilai *Value*
034249000	**SARDINES, EXCLUDING LIVERS AND ROES, FROZEN**				
	SWITZERLAND	2,84	7.843	0,00	0
	TAIWAN	206,20	501.377	0,00	0
	THAILAND	37,51	64.102	28,00	56.000
	UNITED STATES OF AMERICA	0,00	0	2.193,15	7.708.411
	VENEZUELA	0,00	0	50,00	123.067
	VIETNAM SOCIALIST REP. OF	12,50	30.837	25,00	111.338
	JUMLAH/*TOTAL*	**500,18**	**1.092.330**	**11.443,44**	**50.746.932**
034250000	**COD, EXCLUDING LIVERS AND ROES, FROZEN**				
	ARGENTINA	0,00	0	25,50	300.900
	AUSTRALIA	0,44	3.800	0,03	1.702
	BRUNEI DARUSSALAM	0,11	8.456	0,00	0
	CANADA	0,00	0	22,98	1.340.500
	CHILE	0,00	0	1,81	61.674
	CHINA PEOPLE'S REPUBLIC OF	0,00	0	6,43	14.650
	HONG KONG	0,00	0	1,36	69.968
	INDIA	0,00	0	257,02	961.506
	INDONESIA REPUBLIC OF	1,97	10.135	0,00	0
	JAPAN	0,00	0	4,57	200.068
	KOREA REP. OF	0,00	0	0,47	1.387
	NETHERLANDS	0,00	0	184,04	2.198.320
	NORWAY	0,00	0	0,02	848
	PAKISTAN	0,00	0	33,41	117.872
	QATAR	0,30	4.103	0,00	0
	REUNION ISLANDS	0,00	0	22,67	1.298.909
	SINGAPORE REPUBLIC OF	10,35	227.573	0,66	36.975
	UNITED STATES OF AMERICA	0,00	0	29,50	1.368.499
	URUGUAY	0,00	0	0,78	13.513
	JUMLAH/*TOTAL*	**13,17**	**254.067**	**591,25**	**7.987.291**
034260000	**MACKEREL, EXCLUDING LIVERS AND ROES, FROZEN**				
	AUSTRALIA	0,00	0	14,70	32.985
	BANGLADESH	0,00	0	25,00	78.789
	BRUNEI DARUSSALAM	7,60	18.240	0,00	0
	CHILE	0,00	0	245,00	1.244.034
	CHINA PEOPLE'S REPUBLIC OF	575,49	1.062.424	9.066,63	36.635.050
	DENMARK	0,00	0	10,00	133.667
	GERMANY FEDERAL REPUBLIC OF	0,00	0	24,00	111.035
	HONG KONG	22,97	178.430	34,58	176.209

MALAYSIA
EKSPORT DAN IMPORT KOMODITI PERIKANAN MENGIKUT NEGARA YANG DITUJUI DAN NEGARA ASAL, 2006
EXPORT AND IMPORT 0F FISHERY COMMODITIES BY COUNTRY OF DESTINATION AND ORIGIN, 2006

S.I.T.C. Kod Komoditi *Commodity Code*	**Keterangan Komoditi dan Negara** *Description of Commodity and Country*	**Eksport/***Export*		**Import**	
		Kuantiti *Quantity*	**Nilai** *Value*	**Kuantiti** *Quantity*	**Nilai** *Value*
034260000	**MACKEREL, EXCLUDING LIVERS AND ROES, FROZEN**				
	INDIA	0,00	0	4.607,14	20.837.362
	INDONESIA REPUBLIC OF	56,00	128.410	1.123,40	5.465.367
	JAPAN	0,00	0	1.330,19	4.514.681
	KOREA REP. OF	0,00	0	212,27	1.062.438
	MEXICO	0,00	0	1.365,46	5.405.063
	MYANMAR UNION OF	0,00	0	183,20	625.396
	NETHERLANDS	0,00	0	135,53	973.245
	NORWAY	0,00	0	29,78	288.408
	OMAN	0,00	0	319,24	1.345.594
	PAKISTAN	0,00	0	8.629,15	31.564.156
	PANAMA	0,00	0	25,62	90.035
	PERU	0,00	0	81,60	322.896
	PHILIPPINES	0,00	0	4,56	24.331
	SAUDI ARABIA	0,01	22	52,00	183.722
	SINGAPORE REPUBLIC OF	43,28	255.384	137,99	514.850
	SPAIN	0,00	0	50,70	204.078
	SRI LANKA REPUBLIC OF	0,01	106	0,00	0
	TAIWAN	86,30	223.158	799,50	2.538.801
	THAILAND	207,35	1.101.195	117,28	812.213
	UNITED ARAB EMIRATES	0,00	0	257,00	958.747
	UNITED STATES OF AMERICA	0,00	0	24,00	97.865
	VENEZUELA	0,00	0	52,00	192.180
	VIETNAM SOCIALIST REP. OF	0,00	0	85,65	429.491
	YEMEN REP. OF	0,00	0	4.319,32	15.643.361
	JUMLAH/*TOTAL*	**999,01**	**2.967.369**	**33.362,48**	**132.506.049**
034280010	**MARINE FISH, EXCL. LIVERS AND ROES, FROZEN**				
	BRUNEI DARUSSALAM	233,40	1.009.494	0,00	0
	CHINA PEOPLE'S REPUBLIC OF	0,00	0	25,13	124.013
	HONG KONG	1,94	14.400	0,00	0
	INDONESIA REPUBLIC OF	1.397,87	2.060.125	2.812,46	12.042.452
	MYANMAR UNION OF	30,96	55.073	4.644,97	26.873.638
	PHILIPPINES	122,16	200.682	9,09	62.308
	SINGAPORE REPUBLIC OF	634,36	3.122.218	318,76	2.946.988
	THAILAND	2.103,61	3.554.322	14.842,03	19.248.233
	VIETNAM SOCIALIST REP. OF	129,41	545.859	787,40	5.630.657
	JUMLAH/*TOTAL*	**4.653,72**	**10.562.173**	**23.439,83**	**66.928.289**

MALAYSIA
EKSPORT DAN IMPORT KOMODITI PERIKANAN MENGIKUT NEGARA YANG DITUJUI DAN NEGARA ASAL, 2006
EXPORT AND IMPORT 0F FISHERY COMMODITIES BY COUNTRY OF DESTINATION AND ORIGIN, 2006

S.I.T.C. Kod Komoditi *Commodity Code*	Keterangan Komoditi dan Negara *Description of Commodity and Country*	Eksport/*Export* Kuantiti *Quantity*	Eksport/*Export* Nilai *Value*	Import Kuantiti *Quantity*	Import Nilai *Value*
034280030	**FRESHWATER FISH, EXCL. LIVERS AND ROES, FROZEN**				
	BRUNEI DARUSSALAM	121,77	382.000	0,00	0
	INDONESIA REPUBLIC OF	566,72	2.113.385	900,86	2.939.504
	MYANMAR UNION OF	0,00	0	933,56	5.217.693
	SINGAPORE REPUBLIC OF	675,87	1.318.251	13,44	54.842
	THAILAND	1,00	720	571,03	1.367.691
	UNITED KINGDOM	0,00	0	6,02	36.735
	VIETNAM SOCIALIST REP. OF	0,00	0	331,82	2.219.753
	JUMLAH/*TOTAL*	**1.365,36**	**3.814.356**	**2.756,72**	**11.836.218**
034281000	**HADDOCK, EXCLUDING LIVERS AND ROES, FROZEN**				
	AUSTRALIA	0,00	0	0,09	2.544
	NETHERLANDS	0,00	0	0,72	18.041
	JUMLAH/*TOTAL*	**0,00**	**0**	**0,80**	**20.585**
034283000	**DOGFISH AND OTHER SHARKS, EXCLUDING LIVERS AND ROES, FROZEN**				
	CHILE	0,00	0	0,30	4.500
	CHINA PEOPLE'S REPUBLIC OF	4,00	8.000	0,00	0
	HONG KONG	7,00	35.000	0,00	0
	MALDIVES	0,00	0	11,11	13.429
	NEW ZEALAND	0,00	0	25,83	1.270.983
	PHILIPPINES	0,20	444	0,00	0
	SINGAPORE REPUBLIC OF	0,00	0	5,06	19.269
	TAIWAN	0,00	0	8,18	40.915
	VIETNAM SOCIALIST REP. OF	0,00	0	1,50	5.274
	JUMLAH/*TOTAL*	**11,20**	**43.444**	**51,99**	**1.354.370**
034284000	**EELS (ANGUILLA SPP), EXCL. LIVERS AND ROES, FROZEN**				
	CHINA PEOPLE'S REPUBLIC OF	233,93	865.702	53,74	1.028.627
	HONG KONG	16,23	97.767	3,60	109.672
	INDONESIA REPUBLIC OF	0,00	0	47,04	1.377.480
	JAPAN	0,00	0	0,88	30.037
	LATVIA REP. OF	46,42	1.292.925	0,00	0
	MYANMAR UNION OF	0,00	0	2,00	5.163
	POLAND	47,62	1.315.728	0,00	0
	SINGAPORE REPUBLIC OF	13,60	106.003	0,40	2.615
	TAIWAN	0,19	3.800	1,30	5.488
	UNITED KINGDOM	0,00	0	1,46	18.621
	JUMLAH/*TOTAL*	**357,99**	**3.681.925**	**110,42**	**2.577.703**

MALAYSIA
EKSPORT DAN IMPORT KOMODITI PERIKANAN MENGIKUT NEGARA YANG DITUJUI DAN NEGARA ASAL, 2006
EXPORT AND IMPORT 0F FISHERY COMMODITIES BY COUNTRY OF DESTINATION AND ORIGIN, 2006

S.I.T.C. Kod Komoditi *Commodity Code*	Keterangan Komoditi dan Negara *Description of Commodity and Country*	Eksport/*Export*		Import	
		Kuantiti *Quantity*	Nilai *Value*	Kuantiti *Quantity*	Nilai *Value*
034285000	**SEA BASS, EXCLUDING LIVERS AND ROES, FROZEN**				
	AUSTRALIA	0,00	0	25,34	1.303.441
	BRUNEI DARUSSALAM	0,00	0	2,37	35.563
	CHILE	0,00	0	42,31	1.819.437
	CHINA PEOPLE'S REPUBLIC OF	403,61	7.332.266	48,58	1.542.259
	FRANCE	0,00	0	118,19	7.152.280
	HONG KONG	122,58	954.106	12,70	690.277
	JAPAN	0,00	0	0,07	5.410
	MAURITIUS	0,00	0	10,29	594.309
	NETHERLANDS	0,00	0	0,07	5.064
	NORWAY	0,00	0	24,83	1.306.776
	PANAMA	0,00	0	1.349,32	22.362.603
	SINGAPORE REPUBLIC OF	53,86	733.997	26,66	548.370
	SPAIN	0,00	0	101,45	1.179.761
	TAIWAN	4,00	36.600	13,73	34.779
	THAILAND	80,34	1.472.639	0,00	0
	UNITED STATES OF AMERICA	0,00	0	1,01	59.352
	URUGUAY	0,00	0	124,19	4.300.447
	JUMLAH/*TOTAL*	**664,39**	**10.529.608**	**1.901,09**	**42.940.128**
034289000	**OTHER FISH, EXCLUDING LIVERS AND ROES, FROZEN**				
	AUSTRALIA	395,16	1.123.960	95,63	646.258
	BAHRAIN	0,00	0	163,64	650.909
	BANGLADESH	16,46	124.248	0,00	0
	BELGIUM	39,72	329.374	0,00	0
	CANADA	14,15	25.749	24,77	146.678
	CHILE	0,00	0	0,06	288
	CHINA PEOPLE'S REPUBLIC OF	7.578,58	17.561.178	15.061,49	64.484.930
	DENMARK	0,00	0	0,04	800
	FRANCE	1,96	42.866	0,00	0
	HONG KONG	603,67	3.732.709	1.433,95	6.679.054
	INDIA	75,40	201.492	3.721,26	23.100.512
	INDONESIA REPUBLIC OF	0,00	0	0,04	230
	ITALY	83,87	153.606	0,00	0
	JAPAN	30,98	192.755	181,87	1.322.378
	KENYA	0,00	0	0,20	8.108
	KOREA REP. OF	92,53	368.379	273,77	3.630.970
	LATVIA REP. OF	79,31	151.069	0,00	0
	MALDIVES	0,00	0	9,60	12.097
	MAURITIUS	0,00	0	21,00	363.384
	MONGOLIA PEOPLE'S REP. OF	0,00	0	13,60	51.429
	NETHERLANDS	8,71	77.646	54,78	244.809

MALAYSIA
EKSPORT DAN IMPORT KOMODITI PERIKANAN MENGIKUT NEGARA YANG DITUJUI DAN NEGARA ASAL, 2006
EXPORT AND IMPORT 0F FISHERY COMMODITIES BY COUNTRY OF DESTINATION AND ORIGIN, 2006

S.I.T.C. Kod Komoditi *Commodity Code*	Keterangan Komoditi dan Negara *Description of Commodity and Country*	Eksport/*Export*		Import	
		Kuantiti *Quantity*	Nilai *Value*	Kuantiti *Quantity*	Nilai *Value*
034289000	**OTHER FISH, EXCLUDING LIVERS AND ROES, FROZEN**				
	NEW ZEALAND	74,00	111.000	355,68	1.455.294
	NORWAY	0,00	0	11,47	266.543
	OMAN	0,00	0	99,92	327.708
	PAKISTAN	0,00	0	2.112,37	8.078.480
	SINGAPORE REPUBLIC OF	15,60	87.559	0,00	0
	SPAIN	16,86	155.781	28,05	153.933
	SRI LANKA REPUBLIC OF	17,36	44.718	0,00	0
	SWITZERLAND	5,16	4.317	0,00	0
	TAIWAN	695,33	2.151.179	1.200,14	5.750.545
	UNITED ARAB EMIRATES	732,12	1.603.290	856,43	3.489.927
	UNITED KINGDOM	9,23	63.501	1,83	12.235
	UNITED STATES OF AMERICA	62,97	387.651	101,98	2.170.556
	YEMEN REP. OF	0,00	0	375,45	1.636.372
	JUMLAH/*TOTAL*	**10.649,13**	**28.694.027**	**26.199,02**	**124.684.427**
034290000	**LIVERS AND ROES, FROZEN**				
	CHINA PEOPLE'S REPUBLIC OF	0,00	0	17,21	86.599
	GERMANY FEDERAL REPUBLIC OF	0,00	0	0,08	3.684
	HONG KONG	10,14	165.992	2,96	36.857
	INDONESIA REPUBLIC OF	0,00	0	0,85	4.295
	JAPAN	0,00	0	58,92	1.402.673
	KOREA REP. OF	0,02	174	0,00	0
	MALDIVES	0,12	2.642	0,00	0
	NETHERLANDS	0,00	0	0,00	870
	TAIWAN	0,07	3.645	33,20	161.463
	JUMLAH/*TOTAL*	**10,36**	**172.453**	**113,21**	**1.696.441**
034290030	**ROES, FROZEN**				
	INDONESIA REPUBLIC OF	0,00	0	1,10	6.594
	MYANMAR UNION OF	0,00	0	0,02	22
	SINGAPORE REPUBLIC OF	3,09	78.137	4,40	23.350
	THAILAND	0,57	3.480	1,39	1.450
	VIETNAM SOCIALIST REP. OF	0,00	0	0,11	498
	JUMLAH/*TOTAL*	**3,66**	**81.617**	**7,03**	**31.914**

MALAYSIA
EKSPORT DAN IMPORT KOMODITI PERIKANAN MENGIKUT NEGARA YANG DITUJUI DAN NEGARA ASAL, 2006
EXPORT AND IMPORT 0F FISHERY COMMODITIES BY COUNTRY OF DESTINATION AND ORIGIN, 2006

S.I.T.C. Kod Komoditi *Commodity Code*	**Keterangan Komoditi dan Negara** *Description of Commodity and Country*	**Eksport/***Export*		**Import**	
		Kuantiti *Quantity*	**Nilai** *Value*	**Kuantiti** *Quantity*	**Nilai** *Value*
034400100	**FROZEN FILLETS**				
	ARGENTINA	0,00	0	205,22	2.519.505
	AUSTRALIA	19,17	350.153	32,39	390.819
	BELGIUM	39,29	584.658	0,00	0
	BRUNEI DARUSSALAM	15,73	138.820	0,00	0
	CANADA	2,50	16.168	0,26	1.273
	CHILE	0,00	0	105,78	2.419.689
	CHINA PEOPLE'S REPUBLIC OF	79,29	437.543	1.846,91	17.511.926
	DENMARK	0,00	0	24,76	230.463
	EGYPT	0,01	42	0,00	0
	FRANCE	0,65	15.007	0,77	25.399
	GERMANY FEDERAL REPUBLIC OF	0,00	0	0,02	716
	HONG KONG	7,69	116.376	113,02	573.980
	ICELAND	0,00	0	1,40	57.269
	INDIA	0,00	0	359,31	2.897.713
	INDONESIA REPUBLIC OF	142,23	222.886	1.306,80	9.705.342
	IRELAND	0,00	0	2,61	80.361
	ITALY	4,00	87.994	24,00	107.768
	JAPAN	1.242,65	5.617.235	105,07	1.467.406
	KENYA	0,00	0	155,12	2.541.323
	KOREA REP. OF	7,72	41.643	0,00	0
	LATVIA REP. OF	252,00	1.050.684	0,00	0
	MONGOLIA PEOPLE'S REP. OF	0,00	0	7,30	80.417
	MOROCCO	0,00	0	13,61	102.629
	MYANMAR UNION OF	0,00	0	98,42	1.327.962
	NAMIBIA	0,00	0	198,07	2.321.129
	NETHERLANDS	44,24	1.074.833	39,61	386.907
	NEW ZEALAND	0,00	0	75,83	913.417
	NORWAY	0,00	0	72,05	2.749.590
	PAKISTAN	0,00	0	37,84	161.846
	PHILIPPINES	41,34	77.054	1,60	12.881
	PORTUGAL	0,00	0	0,35	27.833
	QATAR	0,04	700	0,00	0
	SAUDI ARABIA	25,01	189.913	0,00	0
	SINGAPORE REPUBLIC OF	421,35	2.353.989	383,28	3.289.745
	SOUTH AFRICA REPUBLIC OF	0,00	0	75,57	923.028
	SPAIN	0,00	0	18,80	168.688
	TAIWAN	46,00	171.326	27,15	245.513
	THAILAND	11,29	266.875	992,37	6.693.721
	UGANDA	0,00	0	0,00	6
	UNITED ARAB EMIRATES	25,16	188.136	0,00	0
	UNITED KINGDOM	0,00	0	0,39	26.031
	UNITED STATES OF AMERICA	6.705,49	41.795.113	1.557,18	19.469.185
	URUGUAY	0,00	0	2,88	76.257
	VIETNAM SOCIALIST REP. OF	0,00	0	9.668,34	74.911.089
	JUMLAH/*TOTAL*	**9.132,85**	**54.797.148**	**17.554,07**	**154.418.826**

MALAYSIA
EKSPORT DAN IMPORT KOMODITI PERIKANAN MENGIKUT NEGARA YANG DITUJUI DAN NEGARA ASAL, 2006
EXPORT AND IMPORT 0F FISHERY COMMODITIES BY COUNTRY OF DESTINATION AND ORIGIN, 2006

S.I.T.C. Kod Komoditi *Commodity Code*	Keterangan Komoditi dan Negara *Description of Commodity and Country*	Eksport/*Export*		Import	
		Kuantiti *Quantity*	Nilai *Value*	Kuantiti *Quantity*	Nilai *Value*
034510000	**FISH FILLETS, FRESH OR CHILLED**				
	AUSTRALIA	0,00	0	1,31	55.723
	CANADA	0,00	0	0,18	4.163
	CHINA PEOPLE'S REPUBLIC OF	0,00	0	440,86	1.812.926
	HONG KONG	0,00	0	0,30	9.500
	INDIA	0,00	0	37,51	165.701
	INDONESIA REPUBLIC OF	8,71	46.025	91,34	803.275
	JAPAN	0,00	0	9,94	188.960
	NETHERLANDS	0,00	0	0,22	6.240
	NEW ZEALAND	0,00	0	8,86	171.603
	NORWAY	0,00	0	1,39	46.954
	QATAR	0,03	530	0,00	0
	SINGAPORE REPUBLIC OF	451,84	1.381.627	1,70	19.410
	TAIWAN	0,00	0	0,85	14.283
	THAILAND	15,30	347.765	441,92	1.993.161
	UNITED KINGDOM	16,00	158.955	0,00	0
	VIETNAM SOCIALIST REP. OF	0,00	0	24,00	56.876
	JUMLAH/*TOTAL*	**491,88**	**1.934.902**	**1.060,37**	**5.348.775**
034550000	**OTHER FISH MEAT (WHETHER OR NOT MINCED), FRESH, CHILLED OR FROZEN**				
	ARGENTINA	0,00	0	0,02	49
	AUSTRALIA	41,90	641.020	0,00	0
	BANGLADESH	9,58	46.276	0,00	0
	BELGIUM	71,68	1.235.527	0,00	0
	BRUNEI DARUSSALAM	11,04	48.125	0,00	0
	CHILE	0,00	0	0,55	2.341
	CHINA PEOPLE'S REPUBLIC OF	113,90	519.138	313,57	3.142.596
	FRANCE	318,85	6.007.741	26,50	194.639
	GERMANY FEDERAL REPUBLIC OF	23,50	692.117	0,00	0
	HONG KONG	4,72	101.017	32,74	412.064
	INDIA	0,00	0	261,83	2.086.279
	INDONESIA REPUBLIC OF	514,29	876.024	162,83	948.837
	ITALY	521,04	9.309.377	0,00	0
	JAPAN	3.524,12	16.502.981	76,11	2.286.490
	KENYA	0,00	0	17,50	295.542
	KOREA REP. OF	962,04	2.733.162	4,50	18.142
	LATVIA REP. OF	126,00	550.949	0,00	0
	MALDIVES	0,00	0	0,79	9.748
	MAURITIUS	1,77	11.770	8,19	24.548
	MYANMAR UNION OF	0,00	0	968,58	3.674.723
	NETHERLANDS	176,63	4.862.508	0,00	0
	NEW ZEALAND	0,00	0	5,04	42.510
	NORWAY	0,00	0	0,31	12.978

MALAYSIA
EKSPORT DAN IMPORT KOMODITI PERIKANAN MENGIKUT NEGARA YANG DITUJUI DAN NEGARA ASAL, 2006
EXPORT AND IMPORT 0F FISHERY COMMODITIES BY COUNTRY OF DESTINATION AND ORIGIN, 2006

S.I.T.C. Kod Komoditi *Commodity Code*	**Keterangan Komoditi dan Negara** *Description of Commodity and Country*	**Eksport/***Export*		**Import**	
		Kuantiti *Quantity*	**Nilai** *Value*	**Kuantiti** *Quantity*	**Nilai** *Value*
034550000	**OTHER FISH MEAT (WHETHER OR NOT MINCED), FRESH, CHILLED OR FROZEN**				
	PAKISTAN	0,00	0	12,00	95.427
	PHILIPPINES	20,50	94.018	0,00	0
	PORTUGAL	50,70	764.619	0,00	0
	PUERTO RICO	13,09	214.151	0,00	0
	SINGAPORE REPUBLIC OF	1.129,06	5.406.865	165,57	2.040.599
	SOUTH AFRICA REPUBLIC OF	23,13	78.725	0,00	0
	SPAIN	59,16	549.853	0,00	0
	SUDAN	0,01	216	0,00	0
	TAIWAN	442,50	2.439.025	19,75	130.401
	THAILAND	10,74	27.800	1.752,13	15.490.798
	UNITED ARAB EMIRATES	39,10	154.713	0,00	0
	UNITED STATES OF AMERICA	400,09	2.511.181	0,00	0
	VIETNAM SOCIALIST REP. OF	0,00	0	800,06	9.702.293
	JUMLAH/*TOTAL*	**8.609,13**	**56.378.898**	**4.628,55**	**40.611.004**
035110000	**COD, DRIED, WHETHER OR NOT SALTED BUT NOT SMOKED**				
	GERMANY FEDERAL REPUBLIC OF	0,00	0	2,00	118.804
	UNITED KINGDOM	1,73	44.953	0,00	0
	JUMLAH/*TOTAL*	**1,73**	**44.953**	**2,00**	**118.804**
035120100	**MARINE FISH FILLETS, DRIED, SALTED OR IN BRINE, BUT NOT SMOKED**				
	AUSTRALIA	1,54	43.056	0,00	0
	ICELAND	0,00	0	0,20	8.585
	INDIA	0,00	0	20,08	23.611
	JAPAN	10,47	25.865	0,00	0
	NEW ZEALAND	1,63	26.635	0,00	0
	SINGAPORE REPUBLIC OF	15,16	244.380	0,00	0
	UNITED KINGDOM	0,20	8.100	0,00	0
	UNITED STATES OF AMERICA	0,18	6.588	0,00	0
	JUMLAH/*TOTAL*	**29,18**	**354.624**	**20,28**	**32.196**

MALAYSIA
EKSPORT DAN IMPORT KOMODITI PERIKANAN MENGIKUT NEGARA YANG DITUJUI DAN NEGARA ASAL, 2006
EXPORT AND IMPORT 0F FISHERY COMMODITIES BY COUNTRY OF DESTINATION AND ORIGIN, 2006

S.I.T.C. Kod Komoditi *Commodity Code*	Keterangan Komoditi dan Negara *Description of Commodity and Country*	Eksport/*Export* Kuantiti *Quantity*	Eksport/*Export* Nilai *Value*	Import Kuantiti *Quantity*	Import Nilai *Value*
035120200	**FRESHWATER FISH FILLETS, DRIED, SALTED OR IN BRINE, BUT NOT SMOKED**				
	HONG KONG	11,12	118.388	0,00	0
	MYANMAR UNION OF	0,00	0	18,83	55.837
	UNITED STATES OF AMERICA	206,33	1.791.411	0,00	0
	VIETNAM SOCIALIST REP. OF	31,13	91.424	0,00	0
	JUMLAH/*TOTAL*	**248,58**	**2.001.223**	**18,83**	**55.837**
035130010	**OTHER SHARKS' FINS, IKAN BILIS/ FISHMAWS/ OT MARINE FISH**				
	BRUNEI DARUSSALAM	9,50	118.750	0,00	0
	INDONESIA REPUBLIC OF	251,11	627.889	125,07	546.516
	MYANMAR UNION OF	0,00	0	412,75	1.990.447
	PHILIPPINES	361,10	599.100	2,48	16.280
	SINGAPORE REPUBLIC OF	301,71	2.812.197	5,17	71.425
	THAILAND	16,26	135.309	16.982,14	46.559.318
	VIETNAM SOCIALIST REP. OF	0,00	0	115,64	570.654
	JUMLAH/*TOTAL*	**939,68**	**4.293.245**	**17.643,24**	**49.754.640**
035130100	**IKAN BILIS, DRIED, WHETHER OR NOT SALTED BUT NOT SMOKED**				
	ALGERIA	12,00	23.250	0,00	0
	AUSTRALIA	27,94	231.599	0,00	0
	BELGIUM	5,80	7.200	0,00	0
	CANADA	9,90	16.650	0,00	0
	CYPRUS	3,00	65.592	0,00	0
	FINLAND	6,75	9.780	0,00	0
	FRANCE	26,02	89.046	0,00	0
	GERMANY FEDERAL REPUBLIC OF	12,30	16.200	0,00	0
	GREECE	10,00	10.000	0,00	0
	HONG KONG	6,66	80.226	0,00	0
	IRAN ISLAMIC REP. OF	14,45	30.975	0,00	0
	ITALY	18,00	33.000	0,00	0
	LEBANON	12,00	12.000	0,00	0
	MALDIVES	3,51	28.629	0,00	0
	MAURITIUS	13,00	13.200	0,00	0
	NETHERLANDS	43,73	562.572	0,00	0
	NEW ZEALAND	1,03	24.619	0,00	0
	PAKISTAN	0,00	0	0,26	5.914
	REUNION ISLANDS	13,00	13.200	0,00	0
	RUSSIAN FEDERATION	56,70	73.800	0,00	0
	UNITED KINGDOM	150,96	1.114.912	0,00	0
	UNITED STATES OF AMERICA	42,97	765.790	0,00	0
	JUMLAH/*TOTAL*	**489,71**	**3.222.240**	**0,26**	**5.914**

MALAYSIA
EKSPORT DAN IMPORT KOMODITI PERIKANAN MENGIKUT NEGARA YANG DITUJUI DAN NEGARA ASAL, 2006
EXPORT AND IMPORT 0F FISHERY COMMODITIES BY COUNTRY OF DESTINATION AND ORIGIN, 2006

S.I.T.C. Kod Komoditi *Commodity Code*	Keterangan Komoditi dan Negara *Description of Commodity and Country*	Eksport/*Export* Kuantiti *Quantity*	Eksport/*Export* Nilai *Value*	Import Kuantiti *Quantity*	Import Nilai *Value*
035130200	**FISHMAWS, DRIED, WHETHER OR NOT SALTED BUT NOT SMOKED**				
	CHINA PEOPLE'S REPUBLIC OF	2,01	73.301	25,59	362.027
	HONG KONG	1,58	99.290	0,26	6.133
	PAKISTAN	0,00	0	3,01	28.450
	SOUTH AFRICA REPUBLIC OF	0,00	0	0,48	25.832
	JUMLAH/*TOTAL*	**3,59**	**172.591**	**29,34**	**422.442**
035130300	**SHARK'S FINS, DRIED, WHETHER OR NOT SALTED BUT NOT SMOKED**				
	ARGENTINA	0,00	0	0,59	6.572
	BRUNEI DARUSSALAM	0,18	5.250	0,00	0
	CHINA PEOPLE'S REPUBLIC OF	0,00	0	13,93	464.715
	HONG KONG	4,08	355.715	0,21	5.283
	INDIA	0,00	0	8,66	120.319
	INDONESIA REPUBLIC OF	30,58	178.058	7,93	291.519
	JAPAN	0,00	0	0,60	17.935
	KOREA REP. OF	1,80	162.837	0,00	0
	MACAU	0,00	0	0,14	9.592
	MYANMAR UNION OF	0,00	0	30,89	218.946
	NEW ZEALAND	0,00	0	0,41	17.310
	PAKISTAN	0,00	0	5,07	94.442
	PHILIPPINES	0,00	0	14,27	121.746
	SINGAPORE REPUBLIC OF	0,33	29.429	13,45	114.032
	SRI LANKA REPUBLIC OF	0,00	0	0,55	10.560
	THAILAND	4,44	34.423	0,00	0
	UNITED KINGDOM	0,14	47.386	0,00	0
	VIETNAM SOCIALIST REP. OF	0,00	0	16,60	36.419
	JUMLAH/*TOTAL*	**41,53**	**813.098**	**113,31**	**1.529.390**
035130910	**OTHER MARINE FISH, DRIED, WHETHER OR NOT SALTED BUT NOT SMOKED**				
	AUSTRALIA	0,45	9.300	0,00	0
	CANADA	0,38	6.840	0,00	0
	CHINA PEOPLE'S REPUBLIC OF	0,76	16.435	22,61	91.308
	CYPRUS	3,26	99.295	0,00	0
	HONG KONG	2,43	41.600	0,00	0
	INDIA	0,00	0	0,97	5.535
	JAPAN	0,00	0	2,95	143.525
	NETHERLANDS	37,29	1.114.896	0,00	0
	SRI LANKA REPUBLIC OF	2,47	10.379	0,00	0
	UNITED KINGDOM	29,49	806.328	0,00	0
	UNITED STATES OF AMERICA	16,70	132.675	0,00	0
	JUMLAH/*TOTAL*	**93,22**	**2.237.748**	**26,54**	**240.368**

MALAYSIA
EKSPORT DAN IMPORT KOMODITI PERIKANAN MENGIKUT NEGARA YANG DITUJUI DAN NEGARA ASAL, 2006
EXPORT AND IMPORT 0F FISHERY COMMODITIES BY COUNTRY OF DESTINATION AND ORIGIN, 2006

S.I.T.C. Kod Komoditi *Commodity Code*	Keterangan Komoditi dan Negara *Description of Commodity and Country*	Eksport/*Export* Kuantiti *Quantity*	Eksport/*Export* Nilai *Value*	Import Kuantiti *Quantity*	Import Nilai *Value*
035130920	**OTHER FRESHWATER FISH, DRIED, WHETHER OR NOT SALTED BUT NOT SMOKED**				
	BRUNEI DARUSSALAM	0,50	6.250	0,00	0
	INDONESIA REPUBLIC OF	17,75	82.082	12,11	26.555
	MYANMAR UNION OF	0,00	0	426,39	1.977.558
	PHILIPPINES	16,50	17.000	0,00	0
	SINGAPORE REPUBLIC OF	35,73	445.753	0,00	0
	THAILAND	0,00	0	94,46	283.433
	VIETNAM SOCIALIST REP. OF	0,00	0	24,82	165.035
	JUMLAH/*TOTAL*	**70,47**	**551.085**	**557,77**	**2.452.581**
035220000	**ANCHOVIES, SALTED BUT NOT DRIED OR SMOKED AND IN BRINE**				
	AUSTRALIA	4,77	99.611	0,00	0
	INDONESIA REPUBLIC OF	2.605,89	3.484.604	3,15	23.224
	PAPUA NEW GUINEA	0,30	5.394	0,00	0
	UNITED STATES OF AMERICA	75,27	769.238	0,00	0
	VIETNAM SOCIALIST REP. OF	0,00	0	33,41	277.002
	JUMLAH/*TOTAL*	**2.686,23**	**4.358.847**	**36,56**	**300.226**
035290010	**OTHER HERRINGS, COD & ANCHOVIES, FISHMAWS /SHARKS' FINS/ OT MARINE FISH**				
	INDONESIA REPUBLIC OF	0,60	6.000	2,26	30.709
	SINGAPORE REPUBLIC OF	9,53	64.683	0,26	13.455
	THAILAND	0,00	0	960,96	2.281.163
	JUMLAH/*TOTAL*	**10,13**	**70.683**	**963,48**	**2.325.327**
035299100	**FISHMAWS, SALTED BUT NOT DRIED OR SMOKED AND IN BRINE**				
	DENMARK	23,70	93.848	0,00	0
	JUMLAH/*TOTAL*	**23,70**	**93.848**	**0,00**	**0**
035299200	**SHARKS' FINS, SALTED BUT NOT DRIED OR SMOKED AND IN BRINE**				
	AUSTRALIA	0,15	8.706	0,00	0
	HONG KONG	0,32	27.817	3,70	434.838
	MACAU	0,00	0	0,14	5.329
	SEYCHELLES	0,00	0	3,48	64.175
	UNITED ARAB EMIRATES	0,24	40.457	0,00	0
	JUMLAH/*TOTAL*	**0,71**	**76.980**	**7,32**	**504.342**

MALAYSIA
EKSPORT DAN IMPORT KOMODITI PERIKANAN MENGIKUT NEGARA YANG DITUJUI DAN NEGARA ASAL, 2006
EXPORT AND IMPORT 0F FISHERY COMMODITIES BY COUNTRY OF DESTINATION AND ORIGIN, 2006

S.I.T.C. Kod Komoditi *Commodity Code*	**Keterangan Komoditi dan Negara** *Description of Commodity and Country*	**Eksport/***Export*		**Import**	
		Kuantiti *Quantity*	**Nilai** *Value*	**Kuantiti** *Quantity*	**Nilai** *Value*
035299910	**OTHER MARINE FISH, SALTED BUT NOT DRIED OR SMOKED AND IN BRINE**				
	CHINA PEOPLE'S REPUBLIC OF	30,00	72.977	0,24	5.647
	INDIA	5,99	10.813	5,99	11.105
	JAPAN	5,00	34.180	0,00	0
	KOREA REP. OF	51,00	192.565	0,00	0
	MYANMAR UNION OF	0,00	0	6,00	36.184
	UNITED STATES OF AMERICA	84,66	522.339	0,00	0
	JUMLAH/*TOTAL*	**176,64**	**832.874**	**12,23**	**52.936**
035299920	**OTHER FRESHWATER FISH, SALTED BUT NOT DRIED OR SMOKED AND IN BRINE**				
	AUSTRALIA	1,04	7.772	0,00	0
	MYANMAR UNION OF	0,00	0	385,67	787.587
	SINGAPORE REPUBLIC OF	2,00	14.097	0,00	0
	THAILAND	0,00	0	14,05	43.227
	JUMLAH/*TOTAL*	**3,04**	**21.869**	**399,72**	**830.814**
035301000	**PACIFIC SALMON, SMOKED INCLUDING FILLETS**				
	DENMARK	0,00	0	0,23	10.641
	INDONESIA REPUBLIC OF	5,40	98.000	0,00	0
	JUMLAH/*TOTAL*	**5,40**	**98.000**	**0,23**	**10.641**
035309000	**OTHER SMOKED FISH, INCLUDING FILLETS**				
	AUSTRALIA	0,18	5.263	0,00	0
	CHINA PEOPLE'S REPUBLIC OF	0,00	0	20,34	47.684
	HONG KONG	0,00	0	3,07	46.416
	ICELAND	0,00	0	0,50	13.197
	JAPAN	0,00	0	0,31	24.143
	JUMLAH/*TOTAL*	**0,18**	**5.263**	**24,22**	**131.440**
035400010	**LIVERS & ROES OF FISH, OF COD/ SMOKED SALMON & OTHER SMOKED MARINE FISH & OF SMOKED FRESHWATER FISH**				
	MYANMAR UNION OF	0,00	0	2,96	5.635
	JUMLAH/*TOTAL*	**0,00**	0	**2,96**	**5.635**

MALAYSIA
EKSPORT DAN IMPORT KOMODITI PERIKANAN MENGIKUT NEGARA YANG DITUJUI DAN NEGARA ASAL, 2006
EXPORT AND IMPORT 0F FISHERY COMMODITIES BY COUNTRY OF DESTINATION AND ORIGIN, 2006

S.I.T.C. Kod Komoditi *Commodity Code*	**Keterangan Komoditi dan Negara** *Description of Commodity and Country*	**Eksport/***Export*		**Import**	
		Kuantiti *Quantity*	**Nilai** *Value*	**Kuantiti** *Quantity*	**Nilai** *Value*
035400030	**LIVERS & ROES OF FISH, DRIED, SALTED/ IN BRINE OF SALMON & OF O/T MARINE FISH**				
	INDONESIA REPUBLIC OF	0,00	0	2,48	7.452
	MYANMAR UNION OF	0,00	0	54,01	234.084
	JUMLAH/*TOTAL*	**0,00**	**0**	**56,49**	**241.536**
035400100	**LIVERS AND ROES, DRIED, SMOKED, SALTED OR IN BRINE, OF COD**				
	IRELAND	0,00	0	0,30	14.501
	JAPAN	0,00	0	0,64	53.518
	SWITZERLAND	0,00	0	0,23	9.777
	JUMLAH/*TOTAL*	**0,00**	**0**	**1,16**	**77.796**
035400220	**LIVERS AND ROES, DRIED, SALTED OR IN BRINE, OF SALMON**				
	AUSTRALIA	3,29	39.261	0,00	0
	UNITED KINGDOM	1,06	7.047	0,00	0
	JUMLAH/*TOTAL*	**4,35**	**46.308**	**0,00**	**0**
035400320	**LIVERS AND ROES, DRIED, SALTED OR IN BRINE, OF OTHER MARINE FISH**				
	AUSTRALIA	0,40	9.200	0,00	0
	HONG KONG	0,00	0	1,90	11.870
	UNITED STATES OF AMERICA	0,25	6.466	0,00	0
	JUMLAH/*TOTAL*	**0,65**	**15.666**	**1,90**	**11.870**
035400420	**LIVERS AND ROES, DRIED, SALTED OR IN BRINE, OF FRESHWATER FISH**				
	AUSTRALIA	0,50	5.782	0,00	0
	JUMLAH/*TOTAL*	**0,50**	**5.782**	**0,00**	**0**

MALAYSIA
EKSPORT DAN IMPORT KOMODITI PERIKANAN MENGIKUT NEGARA YANG DITUJUI DAN NEGARA ASAL, 2006
EXPORT AND IMPORT 0F FISHERY COMMODITIES BY COUNTRY OF DESTINATION AND ORIGIN, 2006

S.I.T.C. Kod Komoditi *Commodity Code*	Keterangan Komoditi dan Negara *Description of Commodity and Country*	Eksport/*Export*		Import	
		Kuantiti *Quantity*	Nilai *Value*	Kuantiti *Quantity*	Nilai *Value*
035500000	**FLOURS, MEALS AND PELLETS OF FISH, FIT FOR HUMAN CONSUMPTION**				
	DENMARK	0,00	0	0,40	42.435
	GERMANY FEDERAL REPUBLIC OF	0,00	0	1,00	59.354
	INDONESIA REPUBLIC OF	0,11	1.285	0,00	0
	NEW ZEALAND	0,00	0	0,15	16.318
	NORWAY	0,00	0	1,80	168.878
	PHILIPPINES	0,00	0	1,80	106.797
	SINGAPORE REPUBLIC OF	0,00	0	1,74	5.267
	SWEDEN	0,00	0	4,00	238.429
	TAIWAN	0,00	0	0,18	25.117
	THAILAND	2,43	12.150	0,00	0
	VIETNAM SOCIALIST REP. OF	0,60	10.887	0,00	0
	JUMLAH/*TOTAL*	**3,14**	**24.322**	**11,07**	**662.595**
036110000	**SHRIMPS AND PRAWNS, FIT FOR HUMAN CONSUMPTION, FROZEN**				
	AUSTRALIA	412,71	9.916.186	98,68	2.413.701
	BANGLADESH	0,00	0	75,20	934.782
	BELGIUM	1.073,70	21.525.767	0,00	0
	BRAZIL	0,15	4.320	0,00	0
	BRUNEI DARUSSALAM	87,87	1.113.953	0,02	192
	CANADA	153,88	6.033.911	9,60	189.378
	CHINA PEOPLE'S REPUBLIC OF	670,03	10.851.815	10.383,69	214.276.924
	CYPRUS	74,46	1.484.401	0,00	0
	DENMARK	455,99	7.979.910	0,30	10.069
	DOMINICAN REPUBLIC	23,99	122.512	0,00	0
	EGYPT	122,58	3.489.157	0,00	0
	FRANCE	2.955,79	75.590.116	23,55	471.495
	GERMANY FEDERAL REPUBLIC OF	290,59	8.829.638	0,00	349
	GREECE	68,35	2.067.159	0,00	0
	HONG KONG	643,17	13.972.229	41,58	901.694
	INDIA	20,00	610.224	1.453,31	37.672.950
	INDONESIA REPUBLIC OF	17,45	322.230	1.118,77	15.171.197
	ITALY	3.484,05	67.463.347	22,85	900.750
	JAPAN	3.022,20	82.260.481	1,91	89.378
	KOREA REP. OF	588,05	7.208.871	0,00	0
	LEBANON	19,46	465.693	0,00	0
	MAURITIUS	7,90	145.718	0,00	0
	MYANMAR UNION OF	0,00	0	2.023,66	33.598.543
	NETHERLANDS	588,95	14.057.581	45,36	506.679
	NEW ZEALAND	61,62	1.021.794	0,00	0
	NORWAY	0,00	0	1,00	18.096
	OTHER COUNTRIES & NES.	22,15	226.552	0,00	0

MALAYSIA
EKSPORT DAN IMPORT KOMODITI PERIKANAN MENGIKUT NEGARA YANG DITUJUI DAN NEGARA ASAL, 2006
EXPORT AND IMPORT 0F FISHERY COMMODITIES BY COUNTRY OF DESTINATION AND ORIGIN, 2006

S.I.T.C. Kod Komoditi *Commodity Code*	**Keterangan Komoditi dan Negara** *Description of Commodity and Country*	**Eksport/***Export*		**Import**	
		Kuantiti *Quantity*	**Nilai** *Value*	**Kuantiti** *Quantity*	**Nilai** *Value*
036110000	**SHRIMPS AND PRAWNS, FIT FOR HUMAN CONSUMPTION, FROZEN**				
	PAKISTAN	0,00	0	67,24	880.556
	PHILIPPINES	0,00	0	2,33	20.685
	PORTUGAL	63,95	1.080.150	0,00	0
	PUERTO RICO	94,27	1.295.445	0,00	0
	QATAR	0,05	570	0,00	0
	SAUDI ARABIA	0,00	15	18,00	549.875
	SINGAPORE REPUBLIC OF	915,56	20.963.369	64,64	1.061.838
	SOUTH AFRICA REPUBLIC OF	38,67	464.896	5,70	81.211
	SPAIN	1.416,00	26.611.938	0,00	0
	SWEDEN	0,00	0	0,73	4.868
	SWITZERLAND	0,14	6.540	0,00	0
	TAIWAN	69,65	2.215.685	31,09	246.567
	THAILAND	127,27	2.677.335	1.118,78	23.910.111
	TURKEY	15,02	128.990	0,00	0
	UNITED ARAB EMIRATES	193,68	3.754.310	0,00	0
	UNITED KINGDOM	1.615,79	31.254.644	10,80	172.931
	UNITED STATES OF AMERICA	21.165,02	417.664.620	46,32	1.444.967
	VIETNAM SOCIALIST REP. OF	122,35	2.840.270	1.050,28	44.688.647
	JUMLAH/*TOTAL*	**40.702,50**	**847.722.342**	**17.715,37**	**380.218.433**
036191000	**ROCK LOBSTER AND OTHER SEA CRAWFISH, FROZEN**				
	AUSTRALIA	16,84	451.658	0,43	40.602
	BELGIUM	0,12	5.881	0,00	0
	FRANCE	17,15	1.109.047	0,00	0
	ITALY	3,63	109.043	0,00	0
	JAPAN	2,07	124.990	0,00	0
	KOREA REP. OF	3,99	129.499	0,00	0
	NEW ZEALAND	0,00	0	0,24	27.534
	SINGAPORE REPUBLIC OF	3,32	92.350	0,00	0
	TAIWAN	13,00	364.000	0,00	0
	JUMLAH/*TOTAL*	**60,11**	**2.386.468**	**0,67**	**68.136**

MALAYSIA

EKSPORT DAN IMPORT KOMODITI PERIKANAN MENGIKUT NEGARA YANG DITUJUI DAN NEGARA ASAL, 2006

EXPORT AND IMPORT 0F FISHERY COMMODITIES BY COUNTRY OF DESTINATION AND ORIGIN, 2006

S.I.T.C. Kod Komoditi *Commodity Code*	**Keterangan Komoditi dan Negara** *Description of Commodity and Country*	**Eksport/***Export*		**Import**	
		Kuantiti *Quantity*	**Nilai** *Value*	**Kuantiti** *Quantity*	**Nilai** *Value*
036192000	**LOBSTERS (HOMARUS SPP.), FROZEN**				
	AUSTRALIA	0,60	22.800	10,41	1.161.909
	BANGLADESH	0,00	0	1,66	75.687
	BELGIUM	0,41	21.213	0,00	0
	BRUNEI DARUSSALAM	0,24	12.075	0,00	0
	CANADA	0,00	0	1,35	113.287
	FRANCE	0,37	46.649	0,00	0
	INDIA	0,00	0	14,24	483.355
	INDONESIA REPUBLIC OF	0,00	0	0,10	1.500
	MYANMAR UNION OF	0,00	0	11,13	476.548
	NEW ZEALAND	0,00	0	1,36	211.140
	SINGAPORE REPUBLIC OF	1,86	42.191	31,44	437.356
	TAIWAN	3,08	92.024	0,00	0
	UNITED STATES OF AMERICA	0,00	0	1,86	152.531
	VIETNAM SOCIALIST REP. OF	0,00	0	0,61	30.579
	JUMLAH/*TOTAL*	**6,56**	**236.952**	**74,15**	**3.143.892**
036193000	**CRABS, FROZEN**				
	AUSTRALIA	40,66	720.837	0,86	80.733
	BANGLADESH	0,00	0	19,51	313.800
	BRUNEI DARUSSALAM	7,63	51.216	0,00	0
	CHINA PEOPLE'S REPUBLIC OF	131,19	1.152.991	245,52	1.754.657
	HONG KONG	61,01	476.007	0,44	27.750
	INDIA	0,00	0	8,50	155.240
	INDONESIA REPUBLIC OF	25,00	906.917	277,93	2.039.602
	ITALY	1,00	17.000	0,00	0
	JAPAN	347,52	6.744.213	0,97	48.701
	KOREA REP. OF	17,65	224.155	2,00	141.185
	MAURITIUS	3,00	18.841	0,00	0
	MYANMAR UNION OF	0,00	0	776,86	5.255.376
	NETHERLANDS	0,00	0	0,82	9.395
	NORWAY	0,00	0	0,21	9.506
	PAKISTAN	0,00	0	57,73	379.203
	SINGAPORE REPUBLIC OF	70,52	855.561	13,01	149.556
	TAIWAN	133,76	2.162.881	5,34	92.667
	THAILAND	21,78	349.191	117,34	1.076.685
	UNITED STATES OF AMERICA	111,81	3.075.757	12,98	830.185
	VIETNAM SOCIALIST REP. OF	204,00	5.332.750	382,86	6.763.936
	JUMLAH/*TOTAL*	**1.176,53**	**22.088.317**	**1.922,87**	**19.128.177**

MALAYSIA
EKSPORT DAN IMPORT KOMODITI PERIKANAN MENGIKUT NEGARA YANG DITUJUI DAN NEGARA ASAL, 2006
EXPORT AND IMPORT 0F FISHERY COMMODITIES BY COUNTRY OF DESTINATION AND ORIGIN, 2006

S.I.T.C. Kod Komoditi *Commodity Code*	Keterangan Komoditi dan Negara *Description of Commodity and Country*	Eksport/*Export* Kuantiti *Quantity*	Eksport/*Export* Nilai *Value*	Import Kuantiti *Quantity*	Import Nilai *Value*
036199000	**OTHER CRUSTACEANS, FROZEN, INCL. FLOURS, MEALS AND PELLETS OF CRUSTACEANS, FIT FOR HUMAN CONSUMPTION**				
	BRUNEI DARUSSALAM	41,62	303.986	0,00	0
	CHINA PEOPLE'S REPUBLIC OF	0,00	0	15,54	114.909
	INDONESIA REPUBLIC OF	15,58	89.359	0,00	0
	ITALY	43,69	636.715	0,00	0
	KOREA REP. OF	8,25	333.370	0,00	0
	NETHERLANDS	7,93	173.959	0,00	0
	SINGAPORE REPUBLIC OF	0,00	0	23,18	194.726
	TAIWAN	0,00	0	0,19	5.817
	VIETNAM SOCIALIST REP. OF	0,00	0	2,53	9.465
	JUMLAH/*TOTAL*	**117,06**	**1.537.389**	**41,44**	**324.917**
036200030	**OTHER BREEDER, FRESH/CHILLED OF ROCK LOBSTER & O/T SEA CRAWFISH, O/T AIRTIGHT CONTAINER**				
	THAILAND	0,00	0	0,63	18.900
	JUMLAH/*TOTAL*	**0,00**	**0**	**0,63**	**18.900**
036200110	**DRIED LOBSTER, IN AIRTIGHT CONTAINER**				
	MYANMAR UNION OF	0,00	0	5,81	57.295
	JUMLAH/T*OTAL*	**0,00**	0	**5,81**	**57.295**
036200150	**OTHER DRIED LOBSTER, IN AIRTIGHT CONTAINER**				
	SINGAPORE REPUBLIC OF	77,36	1.057.129	0,00	0
	JUMLAH/*TOTAL*	**77,36**	**1.057.129**	**0,00**	**0**
036200170	**LOBSTER, OTHER THAN DRIED O/T IN AIRTIGHT CONTAINER**				
	VIETNAM SOCIALIST REP. OF	0,00	0	0,23	15.151
	JUMLAH/*TOTAL*	**0,00**	0	**0,23**	**15.151**
036200210	**LIVE LOBSTERS (HOMARUS SPP.), NOT FROZEN**				
	SINGAPORE REPUBLIC OF	5,82	291.000	0,00	0
	THAILAND	0,73	65.430	0,00	0
	JUMLAH/*TOTAL*	**6,55**	**356.430**	**0,00**	**0**

MALAYSIA
EKSPORT DAN IMPORT KOMODITI PERIKANAN MENGIKUT NEGARA YANG DITUJUI DAN NEGARA ASAL, 2006
EXPORT AND IMPORT 0F FISHERY COMMODITIES BY COUNTRY OF DESTINATION AND ORIGIN, 2006

S.I.T.C. Kod Komoditi *Commodity Code*	Keterangan Komoditi dan Negara *Description of Commodity and Country*	Eksport/*Export* Kuantiti *Quantity*	Eksport/*Export* Nilai *Value*	Import Kuantiti *Quantity*	Import Nilai *Value*
036200230	**LOBSTERS (HOMARUS SPP.) FRESH OR CHILLED, NOT FROZEN**				
	MYANMAR UNION OF	0,00	0	0,36	17.567
	SINGAPORE REPUBLIC OF	12,73	285.647	0,00	0
	JUMLAH/*TOTAL*	**12,73**	**285.647**	**0,36**	**17.567**
036200250	**DRIED SHRIMPS & PRAWNS, IN AIRTIGHT CONTAINER**				
	BRUNEI DARUSSALAM	0,90	20.520	0,00	0
	THAILAND	100,65	72.825	9,26	7.307
	VIETNAM SOCIALIST REP. OF	0,00	0	3,00	3.683
	JUMLAH/*TOTAL*	**101,55**	**93.345**	**12,26**	**10.990**
036200270	**DRIED SHRIMPS & PRAWNS, O/T IN AIRTIGHT CONTAINER**				
	BRUNEI DARUSSALAM	4,90	64.680	0,00	0
	INDONESIA REPUBLIC OF	0,00	0	849,45	3.862.002
	MYANMAR UNION OF	0,00	0	1.104,98	17.530.663
	PHILIPPINES	12,63	29.100	0,00	0
	SINGAPORE REPUBLIC OF	62,45	609.923	1,22	9.716
	THAILAND	3.388,07	2.305.807	128,27	360.308
	VIETNAM SOCIALIST REP. OF	0,00	0	31,70	355.425
	JUMLAH/*TOTAL*	**3.468,04**	**3.009.510**	**2.115,62**	**22.118.114**
036200290	**SHRIMPS AND PRAWNS, O/T DRIED IN AIRTIGHT CONTAINER**				
	BRUNEI DARUSSALAM	1,02	7.878	0,00	0
	INDONESIA REPUBLIC OF	0,00	0	0,10	923
	THAILAND	0,00	0	0,10	555
	VIETNAM SOCIALIST REP. OF	0,00	0	1,00	23.130
	JUMLAH/*TOTAL*	**1,02**	**7.878**	**1,20**	**24.608**
036200310	**SHRIMPS & PRAWNS, O/T DRIED O/T IN AIRTIGHT CONTAINER**				
	INDONESIA REPUBLIC OF	15,00	15.000	79,15	570.788
	MYANMAR UNION OF	0,00	0	6,21	146.947
	SINGAPORE REPUBLIC OF	115,74	2.362.185	0,10	3.383
	THAILAND	111,11	441.731	503,26	1.641.476
	JUMLAH/*TOTAL*	**241,85**	**2.818.916**	**588,72**	**2.362.594**

MALAYSIA
EKSPORT DAN IMPORT KOMODITI PERIKANAN MENGIKUT NEGARA YANG DITUJUI DAN NEGARA ASAL, 2006
EXPORT AND IMPORT 0F FISHERY COMMODITIES BY COUNTRY OF DESTINATION AND ORIGIN, 2006

S.I.T.C. Kod Komoditi *Commodity Code*	Keterangan Komoditi dan Negara *Description of Commodity and Country*	Eksport/*Export* Kuantiti *Quantity*	Eksport/*Export* Nilai *Value*	Import Kuantiti *Quantity*	Import Nilai *Value*
036200330	**SHRIMPS AND PRAWNS, BREEDER, NOT FROZEN**				
	BRUNEI DARUSSALAM	0,83	27.320	0,00	0
	INDONESIA REPUBLIC OF	8,21	479.224	0,00	0
	MYANMAR UNION OF	0,00	0	3,03	45.726
	THAILAND	1,50	8.800	31,55	481.108
	JUMLAH/*TOTAL*	**10,54**	**515.344**	**34,58**	**526.834**
036200350	**LIVE SHRIMPS AND PRAWNS, NOT FROZEN**				
	BRUNEI DARUSSALAM	1,62	37.220	0,00	0
	INDONESIA REPUBLIC OF	3,90	75.245	119,51	893.316
	MYANMAR UNION OF	0,00	0	147,20	2.392.265
	PHILIPPINES	0,00	0	0,01	462
	SINGAPORE REPUBLIC OF	835,70	16.835.053	7,66	69.297
	THAILAND	13,94	125.688	143,77	1.557.499
	VIETNAM SOCIALIST REP. OF	0,48	10.351	17,71	272.493
	JUMLAH/*TOTAL*	**855,63**	**17.083.557**	**435,86**	**5.185.332**
036200410	**CRAB, FRESH OR CHILLED , OTHER THAN IN AIRTIGHT CONTAINER**				
	INDONESIA REPUBLIC OF	0,00	0	55,59	469.597
	MYANMAR UNION OF	0,00	0	39,38	104.687
	THAILAND	0,00	0	15,00	30.000
	JUMLAH/*TOTAL*	**0,00**	**0**	**109,96**	**604.284**
036200430	**CRAB, OTHER THAN FRESH OR CHILLED, IN AIRTIGHT CONTAINER**				
	INDONESIA REPUBLIC OF	0,00	0	1,64	4.923
	JUMLAH/*TOTAL*	**0,00**	**0**	**1,64**	**4.923**
036200450	**CRAB, OTHER THAN FRESH OR CHILLED, OTHER THAN IN AIRTIGHT CONTAINER**				
	INDONESIA REPUBLIC OF	0,00	0	20,16	458.090
	SINGAPORE REPUBLIC OF	3,53	105.010	0,00	0
	THAILAND	0,00	0	1,68	5.040
	JUMLAH/*TOTAL*	**3,53**	**105.010**	**21,84**	**463.130**

MALAYSIA
EKSPORT DAN IMPORT KOMODITI PERIKANAN MENGIKUT NEGARA YANG DITUJUI DAN NEGARA ASAL, 2006
EXPORT AND IMPORT 0F FISHERY COMMODITIES BY COUNTRY OF DESTINATION AND ORIGIN, 2006

S.I.T.C. Kod Komoditi *Commodity Code*	**Keterangan Komoditi dan Negara** *Description of Commodity and Country*	**Eksport/***Export*		**Import**	
		Kuantiti *Quantity*	**Nilai** *Value*	**Kuantiti** *Quantity*	**Nilai** *Value*
036200470	**CRABS, LIVE, NOT FROZEN**				
	INDONESIA REPUBLIC OF	0,00	0	884,23	11.846.374
	THAILAND	4,92	23.700	63,97	395.120
	VIETNAM SOCIALIST REP. OF	0,00	0	8,54	191.663
	JUMLAH/*TOTAL*	**4,92**	**23.700**	**956,74**	**12.433.157**
036200490	**OTHER INCLUDING FLOURS, MEALS, FRESH /CHILLED OF CRAB FIT FOR HUMAN CONSUMPTION, IN AIRTIGHT CONTAINER**				
	THAILAND	18,38	36.760	0,00	0
	JUMLAH/*TOTAL*	**18,38**	**36.760**	**0,00**	**0**
036200510	**OTHER CRUSTACEANS INCLUDING FLOURS, MEALS & PELLETS, FRESH OR CHILLED FIT FOR HUMAN CONSUMPTION, O/T IN AIRTIGHT CONTAINERS**				
	THAILAND	27,42	54.830	0,00	0
	JUMLAH/*TOTAL*	**27,42**	**54.830**	**0,00**	**0**
036200530	**OTHER FRESH/ CHILLED OF CRAB FIT FOR HUMAN CONSUMTION, IN AIRTIGHT CONTAINER**				
	VIETNAM SOCIALIST REP. OF	0,60	7.062	0,00	0
	JUMLAH/*TOTAL*	**0,60**	**7.062**	**0,00**	**0**
036200550	**OTHER CRUSTACCEANS O/T FRESH OR CHILLED, FIT FOR HUMAN CONSUMTION, O/T IN AIRTIGHT CONTAINERS**				
	INDONESIA REPUBLIC OF	3,57	16.732	1,81	12.635
	SINGAPORE REPUBLIC OF	84,00	553.059	0,00	0
	VIETNAM SOCIALIST REP. OF	0,00	0	5,82	67.566
	JUMLAH/*TOTAL*	**87,57**	**569.791**	**7,63**	**80.201**
036200570	**OTHER CRUSTACEANS, INCLUDING FLOURS, MEALS AND PELLETS, FIT FOR HUMAN CONSUMPTION, LIVE**				
	THAILAND	15,78	31.560	0,00	0
	JUMLAH/*TOTAL*	**15,78**	**31.560**	**0,00**	**0**

MALAYSIA

EKSPORT DAN IMPORT KOMODITI PERIKANAN MENGIKUT NEGARA YANG DITUJUI DAN NEGARA ASAL, 2006

EXPORT AND IMPORT 0F FISHERY COMMODITIES BY COUNTRY OF DESTINATION AND ORIGIN, 2006

S.I.T.C. Kod Komoditi *Commodity Code*	**Keterangan Komoditi dan Negara** *Description of Commodity and Country*	**Eksport/***Export*		**Import**	
		Kuantiti *Quantity*	**Nilai** *Value*	**Kuantiti** *Quantity*	**Nilai** *Value*
036201900	**ROCK LOBSTER & OTHER SEA CRAWFISH, NOT FROZEN**				
	AUSTRALIA	0,00	0	2,13	247.546
	JUMLAH/*TOTAL*	**0,00**	**0**	**2,13**	**247.546**
036202900	**LOBSTERS, O/T IN SHELL, NOT FROZEN**				
	AUSTRALIA	0,00	0	10,46	1.410.083
	CANADA	0,00	0	39,49	3.107.752
	CHINA PEOPLE'S REPUBLIC OF	0,20	17.000	0,00	0
	HONG KONG	5,82	484.270	0,00	0
	INDIA	0,00	0	2,78	161.521
	KOREA REP. OF	0,00	0	1,14	116.178
	NEW ZEALAND	0,00	0	17,67	2.494.759
	TAIWAN	2,00	180.000	0,00	0
	UNITED STATES OF AMERICA	0,00	0	4,48	433.760
	VIETNAM SOCIALIST REP. OF	0,00	0	0,13	7.049
	JUMLAH/*TOTAL*	**8,02**	**681.270**	**76,15**	**7.731.102**
036203110	**SHRIMPS AND PRAWNS, IN SHELL COOKED BY STEAMING OR BY BOILING IN WATER, DRIED, SALTED OR IN BRINE, IN AIRTIGHT CONTAINERS**				
	AUSTRALIA	0,06	2.624	0,00	0
	NETHERLANDS	12,05	160.369	0,00	0
	JUMLAH/*TOTAL*	**12,11**	**162.993**	**0,00**	**0**

MALAYSIA
EKSPORT DAN IMPORT KOMODITI PERIKANAN MENGIKUT NEGARA YANG DITUJUI DAN NEGARA ASAL, 2006
EXPORT AND IMPORT 0F FISHERY COMMODITIES BY COUNTRY OF DESTINATION AND ORIGIN, 2006

S.I.T.C. Kod Komoditi *Commodity Code*	**Keterangan Komoditi dan Negara** *Description of Commodity and Country*	**Eksport/***Export*		**Import**	
		Kuantiti *Quantity*	**Nilai** *Value*	**Kuantiti** *Quantity*	**Nilai** *Value*
036203190	**SHRIMPS, O/T IN SHELL, NOT FROZEN**				
	AUSTRALIA	1,72	33.554	0,00	0
	BAHRAIN	0,00	4	0,00	0
	BANGLADESH	6,07	24.596	0,00	0
	CHINA PEOPLE'S REPUBLIC OF	17,01	570.114	18,34	68.211
	CYPRUS	0,20	8.382	0,00	0
	FRANCE	9,41	265.783	0,00	0
	GERMANY FEDERAL REPUBLIC OF	1,70	8.441	0,10	22.984
	HONG KONG	8,77	168.712	0,51	1.563
	INDONESIA REPUBLIC OF	0,00	0	1,56	12.480
	ITALY	12,88	274.296	0,00	0
	JAPAN	34,96	427.018	0,13	5.512
	LEBANON	0,00	23	0,00	0
	MAURITIUS	1,50	24.758	0,00	0
	NETHERLANDS	49,99	728.923	0,00	0
	PAPUA NEW GUINEA	0,01	80	0,00	0
	SOUTH AFRICA REPUBLIC OF	10,56	67.024	0,00	0
	SWITZERLAND	0,01	314	0,00	0
	TAIWAN	0,00	0	0,20	27.980
	UNITED ARAB EMIRATES	0,01	20	0,00	0
	UNITED KINGDOM	89,94	1.573.871	0,00	0
	UNITED STATES OF AMERICA	114,93	2.181.239	1,50	41.540
	JUMLAH/*TOTAL*	**359,66**	**6.357.152**	**22,34**	**180.270**
036203910	**SHRIMPS AND PRAWNS, O/T IN SHELL, FRESH OR CHILLED**				
	AUSTRALIA	0,00	0	0,20	2.485
	BRUNEI DARUSSALAM	70,13	713.180	0,00	0
	CHINA PEOPLE'S REPUBLIC OF	511,32	13.062.634	0,00	0
	HONG KONG	0,02	450	0,00	0
	INDONESIA REPUBLIC OF	0,50	2.196	1.916,53	14.536.147
	JAPAN	233,75	13.188.280	0,08	3.638
	KOREA REP. OF	6,60	209.022	0,00	0
	MYANMAR UNION OF	0,00	0	13,63	565.506
	SINGAPORE REPUBLIC OF	8.326,27	70.543.856	0,00	0
	TAIWAN	0,70	7.000	4,20	84.546
	THAILAND	493,36	7.990.441	6.444,11	27.572.430
	UNITED STATES OF AMERICA	0,00	0	0,00	57
	VIETNAM SOCIALIST REP. OF	739,17	14.623.557	3,15	38.196
	JUMLAH/*TOTAL*	**10.381,82**	**120.340.616**	**8.381,90**	**42.803.005**

MALAYSIA
EKSPORT DAN IMPORT KOMODITI PERIKANAN MENGIKUT NEGARA YANG DITUJUI DAN NEGARA ASAL, 2006
EXPORT AND IMPORT 0F FISHERY COMMODITIES BY COUNTRY OF DESTINATION AND ORIGIN, 2006

S.I.T.C. Kod Komoditi *Commodity Code*	**Keterangan Komoditi dan Negara** *Description of Commodity and Country*	**Eksport/***Export*		**Import**	
		Kuantiti *Quantity*	**Nilai** *Value*	**Kuantiti** *Quantity*	**Nilai** *Value*
036203990	**SHRIMPS AND PRAWNS, O/T IN SHELL, O/T FRESH OR CHILLED**				
	AUSTRALIA	0,96	12.502	0,02	2.433
	CHINA PEOPLE'S REPUBLIC OF	48,72	1.551.814	15,07	338.007
	CZECH REPUBLIC	0,01	108	0,00	0
	DENMARK	0,00	0	3,00	65.943
	FINLAND	0,60	5.164	0,00	0
	FRANCE	0,03	185	0,00	0
	GERMANY FEDERAL REPUBLIC OF	0,17	1.069	7,05	270.241
	HONG KONG	77,69	2.339.684	1,23	7.392
	INDIA	0,00	0	1,93	60.338
	INDONESIA REPUBLIC OF	0,00	0	0,02	653
	ITALY	0,00	6	0,00	0
	JAPAN	0,00	81	0,06	3.229
	JORDAN	0,05	2.910	0,00	0
	KOREA REP. OF	0,10	3.100	0,00	0
	LEBANON	0,08	2.740	0,00	0
	NETHERLANDS	0,00	0	0,02	2.058
	NORWAY	0,00	0	1,60	57.532
	RUSSIAN FEDERATION	0,05	2.910	0,00	0
	SPAIN	0,05	2.910	0,00	0
	TAIWAN	26,14	450.718	0,00	0
	UNITED KINGDOM	0,02	945	0,00	0
	UNITED STATES OF AMERICA	0,00	0	20,38	570.948
	JUMLAH/*TOTAL*	**154,65**	**4.376.846**	**50,37**	**1.378.774**
036204100	**CRABS, IN AIRTIGHT CONTAINERS, NOT FROZEN**				
	BELGIUM	56,43	1.064.430	0,00	0
	FRANCE	26,98	407.300	0,00	0
	NETHERLANDS	96,23	1.583.504	0,00	0
	UNITED STATES OF AMERICA	185,73	12.253.304	0,00	0
	JUMLAH/*TOTAL*	**365,37**	**15.308.538**	**0,00**	**0**

MALAYSIA
EKSPORT DAN IMPORT KOMODITI PERIKANAN MENGIKUT NEGARA YANG DITUJUI DAN NEGARA ASAL, 2006
EXPORT AND IMPORT 0F FISHERY COMMODITIES BY COUNTRY OF DESTINATION AND ORIGIN, 2006

S.I.T.C. Kod Komoditi *Commodity Code*	Keterangan Komoditi dan Negara *Description of Commodity and Country*	Eksport/*Export* Kuantiti *Quantity*	Eksport/*Export* Nilai *Value*	Import Kuantiti *Quantity*	Import Nilai *Value*
036204900	**CRABS, O/T IN SHELL, NOT FROZEN**				
	AUSTRALIA	30,82	624.260	9,78	1.012.865
	BANGLADESH	0,00	0	1.548,31	32.029.562
	CHINA PEOPLE'S REPUBLIC OF	0,00	0	83,76	1.129.581
	HONG KONG	14,45	185.624	0,81	69.409
	INDIA	0,00	0	63,68	1.294.863
	JAPAN	53,62	590.960	0,05	8.345
	KOREA REP. OF	0,00	0	9,66	1.037.838
	NORWAY	0,00	0	0,20	10.806
	PAKISTAN	0,00	0	63,15	828.169
	PORTUGAL	4,60	34.000	0,00	0
	SRI LANKA REPUBLIC OF	0,00	0	0,70	16.497
	TAIWAN	0,00	0	1,26	63.304
	TANZANIA UNITED REP. OF	0,00	0	0,42	10.682
	UNITED KINGDOM	0,45	5.750	0,00	0
	UNITED STATES OF AMERICA	15,13	283.052	0,00	0
	YEMEN REP. OF	0,00	0	15,80	117.444
	JUMLAH/*TOTAL*	**119,08**	**1.723.646**	**1.797,58**	**37.629.365**
036209900	**OTHER CRUSTACEANS, O/T IN SHELL, NOT FROZEN, INCL. FLOURS, MEALS & PELLETS OF CRUSTACEANS, FIT FOR HUMAN CONSUMPTION**				
	CHINA PEOPLE'S REPUBLIC OF	0,00	0	0,07	5.423
	GERMANY FEDERAL REPUBLIC OF	0,00	0	1,00	50.469
	HONG KONG	0,36	5.445	0,00	0
	MEXICO	0,00	0	0,01	5.956
	NEW ZEALAND	0,00	0	0,03	6.862
	NORWAY	0,00	0	0,43	41.589
	SWEDEN	0,00	0	1,00	50.437
	JUMLAH/*TOTAL*	**0,36**	**5.445**	**2,54**	**160.736**
036310000	**OYSTERS, LIVE, FRESH, CHILLED, FROZEN, DRIED, SALTED OR IN BRINE**				
	AUSTRALIA	0,00	0	4,10	46.035
	CHILE	0,00	0	46,05	310.658
	CHINA PEOPLE'S REPUBLIC OF	1,39	5.015	162,21	394.971
	FRANCE	0,00	0	0,34	12.339
	HONG KONG	541,80	564.782	144,00	397.913
	JAPAN	0,00	0	7,25	110.015
	KOREA REP. OF	0,00	0	136,72	1.184.989
	TAIWAN	0,00	0	1,00	11.982
	UNITED STATES OF AMERICA	0,00	0	25,10	136.633
	JUMLAH/*TOTAL*	**543,19**	**569.797**	**526,77**	**2.605.535**

MALAYSIA

EKSPORT DAN IMPORT KOMODITI PERIKANAN MENGIKUT NEGARA YANG DITUJUI DAN NEGARA ASAL, 2006

EXPORT AND IMPORT 0F FISHERY COMMODITIES BY COUNTRY OF DESTINATION AND ORIGIN, 2006

S.I.T.C. Kod Komoditi *Commodity Code*	**Keterangan Komoditi dan Negara** *Description of Commodity and Country*	**Eksport/***Export*		**Import**	
		Kuantiti *Quantity*	**Nilai** *Value*	**Kuantiti** *Quantity*	**Nilai** *Value*
036310010	**OYSTERS; LIVE**				
	BRUNEI DARUSSALAM	2,50	68.000	0,00	0
	INDONESIA REPUBLIC OF	0,02	32	0,00	0
	PHILIPPINES	11,29	26.472	0,00	0
	THAILAND	7,70	15.400	0,00	0
	JUMLAH/*TOTAL*	**21,51**	**109.904**	**0,00**	**0**
036310030	**OYSTERS; FRESH OR CHILLED OR FROZEN**				
	SINGAPORE REPUBLIC OF	0,00	0	2,59	24.499
	THAILAND	3,75	17.732	0,00	0
	JUMLAH/*TOTAL*	**3,75**	**17.732**	**2,59**	**24.499**
036330010	**CUTTLEFISH, LIVE**				
	INDONESIA REPUBLIC OF	5,50	11.000	47,88	180.935
	THAILAND	302,25	604.500	33,40	104.799
	JUMLAH/*TOTAL*	**307,75**	**615.500**	**81,28**	**285.734**
036330050	**CUTTLEFISH, FRESH OR CHILLED**				
	INDONESIA REPUBLIC OF	0,30	600	545,58	1.029.478
	SINGAPORE REPUBLIC OF	2.295,03	8.843.851	0,00	0
	THAILAND	118,83	255.460	43,96	119.503
	JUMLAH/*TOTAL*	**2.414,16**	**9.099.911**	**589,54**	**1.148.981**
036331000	**CUTTLE FISH AND SQUID, LIVE, FRESH OR CHILLED**				
	CHINA PEOPLE'S REPUBLIC OF	104,91	636.679	0,00	0
	HONG KONG	68,54	169.271	0,00	0
	ITALY	11,59	135.076	0,00	0
	JAPAN	0,00	0	13,66	135.801
	KOREA REP. OF	29,00	86.911	0,00	0
	TAIWAN	289,39	681.296	0,00	0
	UNITED STATES OF AMERICA	24,83	600.974	0,00	0
	JUMLAH/TOTAL	**528,26**	**2.310.207**	**13,66**	**135.801**

MALAYSIA

EKSPORT DAN IMPORT KOMODITI PERIKANAN MENGIKUT NEGARA YANG DITUJUI DAN NEGARA ASAL, 2006

EXPORT AND IMPORT 0F FISHERY COMMODITIES BY COUNTRY OF DESTINATION AND ORIGIN, 2006

S.I.T.C. Kod Komoditi *Commodity Code*	**Keterangan Komoditi dan Negara** *Description of Commodity and Country*	**Eksport/***Export*		**Import**	
		Kuantiti *Quantity*	**Nilai** *Value*	**Kuantiti** *Quantity*	**Nilai** *Value*
036350030	**MUSSELS, LIVE**				
	BRUNEI DARUSSALAM	1,19	8.870	0,00	0
	INDONESIA REPUBLIC OF	0,00	0	11,69	48.996
	SINGAPORE REPUBLIC OF	8,05	8.050	0,00	0
	THAILAND	2,50	11.000	214,86	361.530
	JUMLAH/*TOTAL*	**11,74**	**27.920**	**226,55**	**410.526**
036350050	**OTHER LIVE AQUATIC INVETEBRATES O/T CRUSTACEANS, FIT FOR HUMAN CONSUMPTION**				
	BRUNEI DARUSSALAM	14,21	93.024	0,00	0
	JUMLAH/*TOTAL*	**14,21**	**93.024**	**0,00**	**0**
036350070	**SCALLOPS, FRESH OR CHILLED, INCL. QUEEN SCALLOPS, OF THE GENERA PECTEN, CHLAMYS OR PLACOPECTEN**				
	VIETNAM SOCIALIST REP. OF	0,00	0	97,86	531.157
	JUMLAH/*TOTAL*	**0,00**	**0**	**97,86**	**531.157**
036350090	**MUSSELS, FRESH OR CHILLED**				
	INDONESIA REPUBLIC OF	0,00	0	0,96	3.480
	JUMLAH/*TOTAL*	**0,00**	**0**	**0,96**	**3.480**
036350110	**OTHER AQUATIC INVETEBRATES O/T CRUSTACEANS, FRESH OR CHILLED FIT FOR HUMAN CONSUMPTION**				
	INDONESIA REPUBLIC OF	15,00	9.000	10,00	30.000
	PHILIPPINES	18,24	25.681	1,58	38.279
	SINGAPORE REPUBLIC OF	1.767,42	1.787.143	0,00	0
	THAILAND	9.303,52	6.028.698	0,00	0
	JUMLAH/*TOTAL*	**11.104,17**	**7.850.522**	**11,58**	**68.279**

MALAYSIA

EKSPORT DAN IMPORT KOMODITI PERIKANAN MENGIKUT NEGARA YANG DITUJUI DAN NEGARA ASAL, 2006

EXPORT AND IMPORT 0F FISHERY COMMODITIES BY COUNTRY OF DESTINATION AND ORIGIN, 2006

S.I.T.C. Kod Komoditi *Commodity Code*	**Keterangan Komoditi dan Negara** *Description of Commodity and Country*	**Eksport/***Export*		**Import**	
		Kuantiti *Quantity*	**Nilai** *Value*	**Kuantiti** *Quantity*	**Nilai** *Value*
036351000	**SCALLOPS, LIVE, FRESH OR CHILLED**				
	AUSTRALIA	0,00	0	1,90	152.511
	UNITED KINGDOM	0,00	0	0,31	19.307
	UNITED STATES OF AMERICA	0,00	0	1,82	85.274
	VIETNAM SOCIALIST REP. OF	0,00	0	25,48	157.160
	JUMLAH/*TOTAL*	**0,00**	**0**	**29,51**	**414.252**
036352000	**MUSSSELS, LIVE, FRESH OR CHILLED**				
	INDONESIA REPUBLIC OF	0,00	0	1,25	6.642
	JUMLAH/*TOTAL*	**0,00**	**0**	**1,25**	**6.642**
036353110	**BECHE-DE-MER (TREPANG), LIVE, FRESH OR CHILLED**				
	MADAGASCAR	0,00	0	1,38	38.418
	JUMLAH/*TOTAL*	**0,00**	0	**1,38**	**38.418**
036353900	**OTHER MOLL. INCL. FLOURS, MEALS & PELLETS OF AQUA. INVTB. O/T CRUSTACEANS, FIT FOR HUMAN CONSUMPTION, LIVE, FRESH OR CHILLED**				
	CHINA PEOPLE'S REPUBLIC OF	105,00	251.645	0,01	8.256
	HONG KONG	229,12	251.184	0,00	0
	INDONESIA REPUBLIC OF	0,00	0	0,36	21.432
	KOREA REP. OF	29,00	54.958	0,00	0
	TAIWAN	73,37	178.639	18,29	310.888
	UNITED STATES OF AMERICA	0,00	0	4,89	147.428
	JUMLAH/*TOTAL*	**436,49**	**736.426**	**23,55**	**488.004**

MALAYSIA

EKSPORT DAN IMPORT KOMODITI PERIKANAN MENGIKUT NEGARA YANG DITUJUI DAN NEGARA ASAL, 2006

EXPORT AND IMPORT 0F FISHERY COMMODITIES BY COUNTRY OF DESTINATION AND ORIGIN, 2006

S.I.T.C. Kod Komoditi *Commodity Code*	**Keterangan Komoditi dan Negara** *Description of Commodity and Country*	**Eksport/***Export*		**Import**	
		Kuantiti *Quantity*	**Nilai** *Value*	**Kuantiti** *Quantity*	**Nilai** *Value*
036371100	**CUTTLE FISH AND SQUID, FROZEN**				
	AUSTRALIA	461,54	5.181.368	14,51	181.672
	BELGIUM	55,77	366.970	0,00	0
	BRUNEI DARUSSALAM	15,01	127.559	0,00	0
	CANADA	51,26	181.740	52,42	171.226
	CHILE	0,00	0	308,36	847.734
	CHINA PEOPLE'S REPUBLIC OF	8.550,12	47.578.992	2.878,22	19.170.024
	CYPRUS	131,41	1.131.311	0,00	0
	DENMARK	220,91	2.752.696	0,40	7.125
	FRANCE	4,50	16.500	0,00	0
	GERMANY FEDERAL REPUBLIC OF	143,78	1.021.900	0,00	0
	GREECE	290,51	2.857.216	0,00	0
	HONG KONG	255,28	3.245.440	23,56	45.087
	INDIA	0,00	0	312,85	2.168.838
	INDONESIA REPUBLIC OF	30,12	140.890	649,87	3.959.134
	ITALY	12.174,37	129.360.402	93,49	976.271
	JAPAN	2.832,68	45.508.415	5,54	135.831
	KOREA REP. OF	3.989,81	6.175.000	46,48	191.520
	MYANMAR UNION OF	3,29	5.967	801,53	1.861.994
	NETHERLANDS	204,78	1.781.045	24,00	126.285
	NEW ZEALAND	0,70	5.697	38,08	81.804
	PAKISTAN	0,00	0	287,73	1.139.527
	PERU	0,00	0	81,56	267.607
	PORTUGAL	564,73	3.983.932	0,00	0
	SINGAPORE REPUBLIC OF	620,41	5.004.130	62,76	581.743
	SPAIN	1.105,82	10.299.344	45,20	451.991
	TAIWAN	245,55	1.126.326	92,58	607.180
	THAILAND	194,38	1.077.180	332,82	690.711
	UNITED KINGDOM	37,80	286.260	0,00	0
	UNITED STATES OF AMERICA	146,06	1.740.170	5.372,23	6.987.440
	VIETNAM SOCIALIST REP. OF	643,47	4.860.057	97,55	1.359.168
	JUMLAH/*TOTAL*	**32.974,06**	**275.816.507**	**11.621,74**	**42.009.912**

MALAYSIA
EKSPORT DAN IMPORT KOMODITI PERIKANAN MENGIKUT NEGARA YANG DITUJUI DAN NEGARA ASAL, 2006
EXPORT AND IMPORT 0F FISHERY COMMODITIES BY COUNTRY OF DESTINATION AND ORIGIN, 2006

S.I.T.C. Kod Komoditi *Commodity Code*	Keterangan Komoditi dan Negara *Description of Commodity and Country*	Eksport/*Export* Kuantiti *Quantity*	Eksport/*Export* Nilai *Value*	Import Kuantiti *Quantity*	Import Nilai *Value*
036371200	**CUTTLE FISH AND SQUID, DRIED, SALTED OR IN BRINE**				
	ARGENTINA	0,00	0	104,87	395.704
	AUSTRALIA	0,50	23.950	0,00	0
	BRUNEI DARUSSALAM	5,97	71.154	0,00	0
	CHINA PEOPLE'S REPUBLIC OF	25,46	159.826	1.613,60	5.714.418
	CYPRUS	0,30	13.118	0,00	0
	FRANCE	1,21	49.556	0,00	0
	HONG KONG	0,00	0	0,60	10.449
	INDONESIA REPUBLIC OF	0,00	0	70,62	409.943
	KOREA REP. OF	0,00	0	62,84	242.372
	MYANMAR UNION OF	0,00	0	114,95	288.127
	NETHERLANDS	2,99	130.913	0,00	0
	PHILIPPINES	0,00	0	0,11	220
	SINGAPORE REPUBLIC OF	11,71	110.778	0,00	0
	THAILAND	47,70	209.150	56,89	294.411
	UNITED KINGDOM	2,57	115.625	0,00	0
	UNITED STATES OF AMERICA	7,79	246.088	0,00	0
	VIETNAM SOCIALIST REP. OF	44,04	81.160	810,28	6.114.549
	JUMLAH/*TOTAL*	**150,24**	**1.211.318**	**2.834,75**	**13.470.193**
036371900	**CUTTLE FISH AND SQUID, OTHER THAN FROZEN, DRIED, SALTED OR IN BRINE**				
	CHINA PEOPLE'S REPUBLIC OF	0,00	0	23,50	100.330
	NORWAY	0,00	0	1,20	93.103
	JUMLAH/*TOTAL*	**0,00**	**0**	**24,70**	**193.433**
036372100	**OCTOPUS, FROZEN**				
	AUSTRALIA	329,27	2.986.200	2,50	198.517
	BELGIUM	0,96	7.076	0,00	0
	CHINA PEOPLE'S REPUBLIC OF	49,11	379.452	30,45	191.177
	FRANCE	12,22	198.873	0,00	0
	HONG KONG	3,21	41.527	44,21	613.473
	INDONESIA REPUBLIC OF	0,00	0	88,58	454.422
	ITALY	1.429,63	15.217.807	23,88	133.124
	JAPAN	32,11	265.342	10,64	446.922
	KOREA REP. OF	71,11	473.605	2,00	27.542
	MYANMAR UNION OF	3,00	5.444	0,00	0
	SINGAPORE REPUBLIC OF	55,66	293.800	18,84	115.612
	SPAIN	7,04	62.794	0,00	0
	THAILAND	471,24	1.731.491	10,73	26.685
	UNITED STATES OF AMERICA	449,39	3.948.908	0,27	16.024
	VIETNAM SOCIALIST REP. OF	4,33	33.019	3,43	34.065
	JUMLAH/*TOTAL*	**2.918,28**	**25.645.338**	**235,52**	**2.257.563**

MALAYSIA
EKSPORT DAN IMPORT KOMODITI PERIKANAN MENGIKUT NEGARA YANG DITUJUI DAN NEGARA ASAL, 2006
EXPORT AND IMPORT 0F FISHERY COMMODITIES BY COUNTRY OF DESTINATION AND ORIGIN, 2006

S.I.T.C. Kod Komoditi *Commodity Code*	**Keterangan Komoditi dan Negara** *Description of Commodity and Country*	**Eksport/***Export*		**Import**	
		Kuantiti *Quantity*	**Nilai** *Value*	**Kuantiti** *Quantity*	**Nilai** *Value*
036372200	**OCTOPUS, DRIED, SALTED OR IN BRINE**				
	HONG KONG	0,00	0	0,55	7.220
	INDONESIA REPUBLIC OF	0,00	0	6,65	88.637
	JUMLAH/*TOTAL*	**0,00**	**0**	**7,20**	**95.857**
036372900	**OCTOPUS, OTHER THAN FROZEN, DRIED, SALTED OR IN BRINE**				
	TAIWAN	0,00	0	0,45	15.388
	JUMLAH/*TOTAL*	**0,00**	**0**	**0,45**	**15.388**
036390010	**OTHER MOLLUCS, FROZEN, INCL. FLOURS, MEALS AND PELLETS OF AQUATIC INVETEBRATES O/T CRUSTACEANS, FOR HUMAN CONSUMPTION**				
	INDONESIA REPUBLIC OF	47,40	289.188	10,57	52.622
	MYANMAR UNION OF	0,00	0	76,50	499.117
	PHILIPPINES	0,00	0	16,15	73.079
	SINGAPORE REPUBLIC OF	72,98	909.450	1,45	47.591
	VIETNAM SOCIALIST REP. OF	4,46	23.382	10,61	50.557
	JUMLAH/*TOTAL*	**124,85**	**1.222.020**	**115,28**	**722.966**
036390030	**BECHE-DE-MER (TREPANG), DRIED, SALTED OR IN BRINE**				
	BRUNEI DARUSSALAM	0,95	20.000	0,00	0
	INDONESIA REPUBLIC OF	0,00	0	107,61	745.807
	MYANMAR UNION OF	0,00	0	40,08	134.734
	PHILIPPINES	0,00	0	27,65	175.114
	SINGAPORE REPUBLIC OF	0,84	36.442	3,24	39.131
	VIETNAM SOCIALIST REP. OF	9,75	216.697	1,88	23.100
	JUMLAH/*TOTAL*	**11,54**	**273.139**	**180,46**	**1.117.886**

MALAYSIA
EKSPORT DAN IMPORT KOMODITI PERIKANAN MENGIKUT NEGARA YANG DITUJUI DAN NEGARA ASAL, 2006
EXPORT AND IMPORT 0F FISHERY COMMODITIES BY COUNTRY OF DESTINATION AND ORIGIN, 2006

S.I.T.C. Kod Komoditi *Commodity Code*	**Keterangan Komoditi dan Negara** *Description of Commodity and Country*	**Eksport/***Export*		**Import**	
		Kuantiti *Quantity*	**Nilai** *Value*	**Kuantiti** *Quantity*	**Nilai** *Value*
036391100	**SCALLOPS, FROZEN**				
	AUSTRALIA	1,00	16.828	77,78	2.651.334
	CANADA	0,00	0	5,22	306.925
	CHINA PEOPLE'S REPUBLIC OF	0,00	0	79,38	734.446
	FRANCE	0,00	0	27,22	1.595.408
	HONG KONG	25,26	328.700	95,55	293.464
	INDONESIA REPUBLIC OF	0,00	0	8,48	437.906
	ITALY	62,82	455.210	0,00	0
	JAPAN	0,00	0	77,08	915.315
	MYANMAR UNION OF	0,00	0	1,39	5.123
	NORWAY	0,00	0	0,20	8.490
	PHILIPPINES	0,00	0	3,45	12.695
	SINGAPORE REPUBLIC OF	27,41	875.871	46,25	584.654
	TAIWAN	287,54	900.105	6,68	123.722
	THAILAND	0,00	0	1,50	8.799
	UNITED KINGDOM	0,00	0	0,11	11.330
	UNITED STATES OF AMERICA	0,00	0	43,43	2.258.030
	VIETNAM SOCIALIST REP. OF	0,00	0	55,67	390.576
	JUMLAH/*TOTAL*	**404,03**	**2.576.714**	**529,38**	**10.338.217**
036391200	**SCALLOPS, DRIED, SALTED OR IN BRINE**				
	CHINA PEOPLE'S REPUBLIC OF	20,40	217.705	37,23	945.954
	HONG KONG	4,45	30.404	7,53	53.604
	JAPAN	0,00	0	0,80	11.256
	KOREA REP. OF	1,40	68.426	45,00	145.921
	SINGAPORE REPUBLIC OF	0,60	37.005	0,00	0
	SWITZERLAND	3,15	29.964	0,00	0
	THAILAND	4,50	60.750	11,75	58.725
	VIETNAM SOCIALIST REP. OF	0,00	0	12,92	365.200
	JUMLAH/*TOTAL*	**34,50**	**444.254**	**115,23**	**1.580.660**
036391900	**SCALLOPS, O/T FROZEN, DRIED, SALTED OR IN BRINE**				
	CHINA PEOPLE'S REPUBLIC OF	0,00	0	1,12	18.007
	NORWAY	0,00	0	0,20	14.049
	JUMLAH/*TOTAL*	**0,00**	**0**	**1,32**	**32.056**

MALAYSIA
EKSPORT DAN IMPORT KOMODITI PERIKANAN MENGIKUT NEGARA YANG DITUJUI DAN NEGARA ASAL, 2006
EXPORT AND IMPORT 0F FISHERY COMMODITIES BY COUNTRY OF DESTINATION AND ORIGIN, 2006

S.I.T.C. Kod Komoditi *Commodity Code*	**Keterangan Komoditi dan Negara** *Description of Commodity and Country*	**Eksport/***Export*		**Import**	
		Kuantiti *Quantity*	**Nilai** *Value*	**Kuantiti** *Quantity*	**Nilai** *Value*
036392100	**MUSSELS, FROZEN**				
	AUSTRALIA	0,90	9.000	0,00	0
	BRUNEI DARUSSALAM	8,81	50.378	0,00	0
	CHILE	0,00	0	19,45	668.356
	CHINA PEOPLE'S REPUBLIC OF	0,00	0	1,84	8.550
	HONG KONG	16,97	593.880	0,00	0
	INDONESIA REPUBLIC OF	0,00	0	87,55	480.055
	JAPAN	1,17	30.970	0,00	0
	KOREA REP. OF	30,11	1.076.330	0,00	0
	MYANMAR UNION OF	0,00	0	8,36	49.943
	NEW ZEALAND	0,00	0	279,11	3.345.393
	SINGAPORE REPUBLIC OF	13,25	82.050	0,00	0
	THAILAND	2,00	6.000	37,00	99.900
	UNITED STATES OF AMERICA	0,00	0	9,94	124.149
	VIETNAM SOCIALIST REP. OF	0,00	0	18,35	127.170
	JUMLAH/*TOTAL*	**73,21**	**1.848.608**	**461,61**	**4.903.516**
036392200	**MUSSELS, DRIED, SALTED OR IN BRINE**				
	CHINA PEOPLE'S REPUBLIC OF	0,00	0	14,12	112.647
	INDONESIA REPUBLIC OF	0,00	0	0,51	2.220
	KOREA REP. OF	0,00	0	77,58	265.830
	MYANMAR UNION OF	0,00	0	2,70	20.136
	SINGAPORE REPUBLIC OF	1,54	29.340	0,00	0
	UNITED KINGDOM	2,16	105.839	0,00	0
	JUMLAH/*TOTAL*	**3,70**	**135.179**	**94,91**	**400.833**
036392900	**MUSSELS, OTHER THAN FROZEN, DRIED, SALTED OR IN BRINE**				
	HONG KONG	13,87	55.809	0,00	0
	KOREA REP. OF	5,04	33.396	0,00	0
	PAPUA NEW GUINEA	1,37	21.820	0,00	0
	JUMLAH/*TOTAL*	**20,28**	**111.025**	**0,00**	**0**

MALAYSIA
EKSPORT DAN IMPORT KOMODITI PERIKANAN MENGIKUT NEGARA YANG DITUJUI DAN NEGARA ASAL, 2006
EXPORT AND IMPORT 0F FISHERY COMMODITIES BY COUNTRY OF DESTINATION AND ORIGIN, 2006

S.I.T.C. Kod Komoditi *Commodity Code*	**Keterangan Komoditi dan Negara** *Description of Commodity and Country*	**Eksport/***Export*		**Import**	
		Kuantiti *Quantity*	**Nilai** *Value*	**Kuantiti** *Quantity*	**Nilai** *Value*
036393110	**BECHE-DE-MER (TREPANG), FIT FOR HUMAN CONSUMPTION**				
	CHINA PEOPLE'S REPUBLIC OF	8,00	21.863	0,00	0
	HONG KONG	103,13	2.352.071	0,60	5.722
	INDIA	0,00	0	26,86	130.466
	JAPAN	21,13	233.663	0,00	0
	KOREA REP. OF	126,25	925.377	0,30	5.338
	MALDIVES	0,00	0	0,33	7.058
	NEW ZEALAND	0,00	0	0,40	6.769
	PAKISTAN	0,00	0	0,48	5.292
	PAPUA NEW GUINEA	0,00	0	7,43	163.027
	SINGAPORE REPUBLIC OF	0,00	0	1,08	8.632
	SOUTH AFRICA REPUBLIC OF	0,00	0	6,81	81.297
	SRI LANKA REPUBLIC OF	1,20	8.971	12,87	120.703
	TAIWAN	31,50	216.166	0,00	0
	UNITED STATES OF AMERICA	0,00	0	3,59	101.097
	VENEZUELA	0,00	0	5,14	74.951
	YEMEN REP. OF	0,00	0	0,56	5.575
	JUMLAH/*TOTAL*	**291,20**	**3.758.111**	**66,44**	**715.927**
036393190	**OTHER MOLLUSCS INCL. FLOURS MEALS AND PELLETS OF AQUA INVTB. O/T CRUSTACEANS FIT FOR HUMAN CONSUMPTION**				
	AUSTRALIA	0,53	28.475	0,00	0
	HONG KONG	11,92	468.557	0,38	7.612
	INDIA	0,00	0	97,00	568.487
	JAPAN	853,84	9.485.342	2,50	35.150
	KOREA REP. OF	84,92	1.030.917	0,00	0
	SINGAPORE REPUBLIC OF	0,00	0	2,99	40.829
	TAIWAN	133,86	854.934	7,28	130.734
	UNITED STATES OF AMERICA	34,20	330.295	0,00	0
	JUMLAH/*TOTAL*	**1.119,27**	**12.198.520**	**110,16**	**782.812**

MALAYSIA
EKSPORT DAN IMPORT KOMODITI PERIKANAN MENGIKUT NEGARA YANG DITUJUI DAN NEGARA ASAL, 2006
EXPORT AND IMPORT 0F FISHERY COMMODITIES BY COUNTRY OF DESTINATION AND ORIGIN, 2006

S.I.T.C. Kod Komoditi *Commodity Code*	Keterangan Komoditi dan Negara *Description of Commodity and Country*	Eksport/*Export*		Import	
		Kuantiti *Quantity*	Nilai *Value*	Kuantiti *Quantity*	Nilai *Value*
036399900	**OTHER AQUATIC INVERTEBRATES OTHER THAN CRUSTACEANS AND MOLLUSCS**				
	AUSTRALIA	2,49	36.600	0,00	0
	CHINA PEOPLE'S REPUBLIC OF	30,00	75.112	21,21	138.011
	HONG KONG	32,95	1.115.734	0,05	13.339
	INDONESIA REPUBLIC OF	36,30	770.534	78,59	438.876
	JAPAN	212,95	1.503.471	0,75	19.278
	KOREA REP. OF	75,58	2.196.239	0,00	0
	MYANMAR UNION OF	0,00	0	233,87	891.709
	PHILIPPINES	0,00	0	42,73	248.477
	QATAR	0,13	5.730	0,00	0
	SINGAPORE REPUBLIC OF	45,22	895.881	1,97	68.084
	TAIWAN	0,00	0	73,42	804.446
	THAILAND	9,77	32.370	135,23	277.403
	UNITED STATES OF AMERICA	17,84	152.345	0,70	14.051
	VIETNAM SOCIALIST REP. OF	12,74	73.574	77,69	466.419
	JUMLAH/*TOTAL*	**475,96**	**6.857.590**	**666,20**	**3.380.093**
037110000	**SALMON, WHOLE OR IN PIECES BUT NOT MINCED**				
	AUSTRALIA	1,50	6.754	0,00	0
	CHILE	0,00	0	0,65	22.435
	CHINA PEOPLE'S REPUBLIC OF	0,00	0	28,22	220.386
	HONG KONG	1,56	10.829	0,00	0
	NORWAY	0,00	0	0,27	10.017
	SWEDEN	0,00	0	3,53	15.546
	JUMLAH/*TOTAL*	**3,06**	**17.583**	**32,67**	**268.384**
037110010	**SALMON, IN AIRTIGHT CONTAINERS, WHOLE OR IN PIECES, BUT NOT MINCED**				
	INDONESIA REPUBLIC OF	19,37	109.143	0,00	0
	SINGAPORE REPUBLIC OF	12,74	136.304	0,00	0
	THAILAND	0,00	0	12,02	172.719
	JUMLAH/*TOTAL*	**32,11**	**245.447**	**12,02**	**172.719**
037110030	**PREPARED OR PRESERVED SALMON WHOLE OR IN PIECES, BUT NOT MINCED O/T IN AIRTIGHT CONTAINERS**				
	INDONESIA REPUBLIC OF	8,35	139.915	0,00	0
	SINGAPORE REPUBLIC OF	1,09	21.251	0,00	0
	JUMLAH/*TOTAL*	**9,45**	**161.166**	**0,00**	**0**

MALAYSIA
EKSPORT DAN IMPORT KOMODITI PERIKANAN MENGIKUT NEGARA YANG DITUJUI DAN NEGARA ASAL, 2006
EXPORT AND IMPORT 0F FISHERY COMMODITIES BY COUNTRY OF DESTINATION AND ORIGIN, 2006

S.I.T.C. Kod Komoditi *Commodity Code*	Keterangan Komoditi dan Negara *Description of Commodity and Country*	Eksport/*Export* Kuantiti *Quantity*	Eksport/*Export* Nilai *Value*	Import Kuantiti *Quantity*	Import Nilai *Value*
037120010	**HERRINGS, IN AIRTIGHT CONTAINERS, WHOLE OR IN PIECES, BUT NOT MINCED**				
	INDONESIA REPUBLIC OF	1,60	5.600	0,00	0
	JUMLAH/*TOTAL*	**1,60**	**5.600**	**0,00**	**0**
037122110	**SARDINES, WHOLE OR IN PIECES, BUT NOT MINCED, IN AIRTIGHT CONTAINERS**				
	AUSTRALIA	57,53	590.311	0,00	0
	BRUNEI DARUSSALAM	268,19	2.634.576	0,00	0
	CHILE	0,00	0	178,50	924.668
	CHINA PEOPLE'S REPUBLIC OF	6,63	35.492	4.383,03	20.177.244
	CHRISTMAS ISLAND (IND. OCEAN)	2,85	29.360	0,00	0
	FRENCH POLYNESIA	15,81	122.441	0,00	0
	GABON	1,21	8.925	0,00	0
	HONG KONG	318,95	2.806.193	103,20	504.784
	INDONESIA REPUBLIC OF	284,01	1.350.923	997,21	3.237.380
	JAPAN	1,36	15.957	0,00	0
	NETHERLANDS	0,00	0	1,63	13.728
	NEW CALEDONIA	7,96	93.732	0,00	0
	PHILIPPINES	0,02	279	833,79	3.775.620
	REUNION ISLANDS	32,32	315.691	0,00	0
	SINGAPORE REPUBLIC OF	1.312,32	12.796.810	84,33	321.056
	THAILAND	83,93	628.414	3.748,98	19.004.402
	UNITED KINGDOM	16,95	205.845	0,34	5.208
	UNITED STATES OF AMERICA	0,44	7.060	0,00	0
	VIETNAM SOCIALIST REP. OF	0,00	0	354,29	1.408.328
	JUMLAH/*TOTAL*	**2.410,48**	**21.642.009**	**10.685,29**	**49.372.418**
037122190	**SARDINES, WHOLE OR IN PIECES, BUT NOT MINCED, O/T IN AIRTIGHT CONTAINERS**				
	AUSTRALIA	0,40	12.568	0,00	0
	INDONESIA REPUBLIC OF	6,98	29.484	0,00	0
	SINGAPORE REPUBLIC OF	26,30	201.600	0,00	0
	JUMLAH/*TOTAL*	**33,68**	**243.652**	**0,00**	**-**
037122910	**SARDINELLA AND BRISLING OR SPRATS, WHOLE OR IN PIECES, BUT NOT MINCED, O/T IN AIRTIGHT CONTAINERS**				
	CHINA PEOPLE'S REPUBLIC OF	0,00	0	18,36	66.812
	INDONESIA REPUBLIC OF	2,39	22.755	0,00	0
	JUMLAH/*TOTAL*	**2,39**	**22.755**	**18,36**	**66.812**

MALAYSIA
EKSPORT DAN IMPORT KOMODITI PERIKANAN MENGIKUT NEGARA YANG DITUJUI DAN NEGARA ASAL, 2006
EXPORT AND IMPORT 0F FISHERY COMMODITIES BY COUNTRY OF DESTINATION AND ORIGIN, 2006

S.I.T.C. Kod Komoditi *Commodity Code*	**Keterangan Komoditi dan Negara** *Description of Commodity and Country*	**Eksport/***Export*		**Import**	
		Kuantiti *Quantity*	**Nilai** *Value*	**Kuantiti** *Quantity*	**Nilai** *Value*
037130010	**PREPARED OR PRESERVED TUNAS, SKIPJACK & BONITO, IN AIRTIGHT CONTAINERS**				
	BRUNEI DARUSSALAM	16,84	176.993	0,00	0
	INDONESIA REPUBLIC OF	0,00	0	13,26	136.516
	PHILIPPINES	0,00	0	63,00	75.714
	SINGAPORE REPUBLIC OF	30,74	324.292	29,28	76.800
	THAILAND	22,86	383.154	777,01	7.244.084
	VIETNAM SOCIALIST REP. OF	0,00	0	18,00	113.469
	JUMLAH/*TOTAL*	**70,45**	**884.439**	**900,55**	**7.646.583**
037130090	**PREPARED OR PRESERVED TUNAS, SKIPJACK & BONITO, NOT IN AIRTIGHT CONTAINERS**				
	BRUNEI DARUSSALAM	14,63	143.037	0,00	0
	SINGAPORE REPUBLIC OF	51,68	377.281	0,00	0
	THAILAND	0,00	0	23,08	322.769
	VIETNAM SOCIALIST REP. OF	0,00	0	23,72	363.426
	JUMLAH/*TOTAL*	**66,31**	**520.318**	**46,80**	**686.195**
037130110	**TUNAS, WHOLE OR IN PIECES, BUT NOT MINCED, IN AIRTIGHT CONTAINERS**				
	AUSTRALIA	75,31	1.029.954	0,00	0
	BRUNEI DARUSSALAM	1,95	13.500	0,00	0
	CHINA PEOPLE'S REPUBLIC OF	0,00	0	611,83	3.616.316
	KOREA REP. OF	0,00	0	1,15	6.521
	UNITED STATES OF AMERICA	987,70	15.267.212	1,77	21.760
	JUMLAH/*TOTAL*	**1.064,96**	**16.310.666**	**614,75**	**3.644.597**
037130190	**TUNAS, WHOLE OR IN PIECES, BUT NOT MINCED, O/T IN AIRTIGHT CONTAINERS**				
	JAPAN	229,68	4.343.751	0,00	0
	UNITED ARAB EMIRATES	0,51	8.554	0,00	0
	JUMLAH/*TOTAL*	**230,19**	**4.352.305**	**0,00**	**0**

MALAYSIA
EKSPORT DAN IMPORT KOMODITI PERIKANAN MENGIKUT NEGARA YANG DITUJUI DAN NEGARA ASAL, 2006
EXPORT AND IMPORT 0F FISHERY COMMODITIES BY COUNTRY OF DESTINATION AND ORIGIN, 2006

S.I.T.C. Kod Komoditi *Commodity Code*	Keterangan Komoditi dan Negara *Description of Commodity and Country*	Eksport/*Export* Kuantiti *Quantity*	Eksport/*Export* Nilai *Value*	Import Kuantiti *Quantity*	Import Nilai *Value*
037130990	**SKIPJACK AND BONITO (SARDA SPP), WHOLE OR IN PIECES, BUT NOT MINCED, O/T AIRTIGHT CONTAINERS**				
	HONG KONG	111,63	1.089.809	0,00	0
	JAPAN	46,47	509.996	0,00	0
	MAURITIUS	114,00	245.524	0,00	0
	UNITED STATES OF AMERICA	268,39	7.314.738	0,00	0
	JUMLAH/*TOTAL*	**540,49**	**9.160.067**	**0,00**	**0**
037140100	**MACKEREL, WHOLE OR IN PIECES, BUT NOT MINCED, IN AIRTIGHT CONTAINERS**				
	AUSTRALIA	96,54	573.745	0,00	0
	BELGIUM	0,00	0	0,50	12.593
	BRUNEI DARUSSALAM	25,45	248.844	0,00	0
	CHILE	0,00	0	184,11	1.021.278
	CHINA PEOPLE'S REPUBLIC OF	0,00	0	3.046,46	13.575.707
	INDIA	0,00	0	23,93	94.434
	INDONESIA REPUBLIC OF	409,10	2.345.799	50,66	150.725
	JAPAN	3,23	46.247	2,72	24.127
	NETHERLANDS	0,00	0	3,98	86.172
	NEW CALEDONIA	51,03	301.324	0,00	0
	PAKISTAN	0,00	0	28,80	92.519
	PAPUA NEW GUINEA	570,86	3.259.532	0,00	0
	SINGAPORE REPUBLIC OF	144,19	1.447.843	20,88	82.504
	SOLOMON ISLANDS	50,83	304.329	0,00	0
	SPAIN	1,33	17.982	0,00	0
	TAIWAN	0,00	0	14,21	116.273
	THAILAND	568,03	4.338.291	1.785,07	17.651.452
	UNITED KINGDOM	9,42	140.237	0,00	0
	UNITED STATES OF AMERICA	0,00	0	35,70	178.016
	VIETNAM SOCIALIST REP. OF	0,00	0	27,03	106.413
	WALLIS AND FUTUNA ISLANDS	17,45	118.078	0,00	0
	JUMLAH/*TOTAL*	**1.947,48**	**13.142.251**	**5.224,05**	**33.192.213**
037140900	**MACKEREL, WHOLE OR IN PIECES, BUT NOT MINCED, OTHER THAN IN AIRTIGHT CONTAINERS**				
	CANADA	0,96	20.437	0,00	0
	INDONESIA REPUBLIC OF	2,55	11.500	0,00	0
	SINGAPORE REPUBLIC OF	2,25	18.600	0,00	0
	THAILAND	0,00	0	5,10	9.363
	VIETNAM SOCIALIST REP. OF	0,00	0	30,60	117.586
	JUMLAH/*TOTAL*	**5,76**	**50.537**	**35,70**	**126.949**

MALAYSIA

EKSPORT DAN IMPORT KOMODITI PERIKANAN MENGIKUT NEGARA YANG DITUJUI DAN NEGARA ASAL, 2006

EXPORT AND IMPORT 0F FISHERY COMMODITIES BY COUNTRY OF DESTINATION AND ORIGIN, 2006

S.I.T.C. Kod Komoditi *Commodity Code*	**Keterangan Komoditi dan Negara** *Description of Commodity and Country*	**Eksport/***Export*		**Import**	
		Kuantiti *Quantity*	**Nilai** *Value*	**Kuantiti** *Quantity*	**Nilai** *Value*
037151100	**ANCHOVIES, WHOLE OR IN PIECES, BUT NOT MINCED, IN AIRTIGHT CONTAINERS**				
	AUSTRALIA	9,00	70.548	0,00	0
	BELGIUM	0,00	0	0,50	31.390
	BRUNEI DARUSSALAM	2,24	25.026	0,00	0
	CANADA	4,01	29.009	0,00	0
	CHINA PEOPLE'S REPUBLIC OF	0,00	0	125,42	1.715.508
	INDONESIA REPUBLIC OF	0,05	418	0,00	0
	ITALY	0,00	0	4,73	197.422
	NETHERLANDS	0,53	20.020	0,00	0
	PHILIPPINES	0,55	5.150	0,00	0
	PORTUGAL	0,00	0	0,05	5.243
	SINGAPORE REPUBLIC OF	22,64	354.561	11,89	42.924
	SPAIN	0,00	0	0,38	30.664
	SWEDEN	0,00	0	0,78	48.954
	TAIWAN	0,00	0	5,27	63.659
	JUMLAH/*TOTAL*	**39,01**	**504.732**	**149,02**	**2.135.764**
037151900	**ANCHOVIES, WHOLE OR IN PIECES, BUT NOT MINCED, OTHER THAN IN AIRTIGHT CONTAINERS**				
	BRUNEI DARUSSALAM	1,54	12.782	0,00	0
	SINGAPORE REPUBLIC OF	756,36	11.111.614	0,00	0
	JUMLAH/*TOTAL*	**757,89**	**11.124.396**	**0,00**	**0**
037159110	**HORSE MACKEREL, WHOLE OR IN PIECES, BUT NOT MINCED, IN AIRTIGHT CONTAINERS**				
	CHILE	0,00	0	17,87	111.210
	GERMANY FEDERAL REPUBLIC OF	0,00	0	5,81	74.096
	UNITED KINGDOM	0,00	0	0,12	5.054
	JUMLAH/*TOTAL*	**0,00**	**0**	**23,80**	**190.360**
037159190	**HORSE MACKEREL, WHOLE OR IN PIECES, BUT NOT MINCED, OTHER THAN IN AIRTIGHT CONTAINERS**				
	JAPAN	0,00	0	1,44	7.862
	SINGAPORE REPUBLIC OF	12,15	87.280	0,00	0
	JUMLAH/*TOTAL*	**12,15**	**87.280**	**1,44**	**7.862**

MALAYSIA
EKSPORT DAN IMPORT KOMODITI PERIKANAN MENGIKUT NEGARA YANG DITUJUI DAN NEGARA ASAL, 2006
EXPORT AND IMPORT 0F FISHERY COMMODITIES BY COUNTRY OF DESTINATION AND ORIGIN, 2006

S.I.T.C. Kod Komoditi *Commodity Code*	Keterangan Komoditi dan Negara *Description of Commodity and Country*	Eksport/*Export* Kuantiti *Quantity*	Eksport/*Export* Nilai *Value*	Import Kuantiti *Quantity*	Import Nilai *Value*
037159910	**OTHER FISH, WHOLE OR IN PIECES, BUT NOT MINCED, IN AIRTIGHT CONTAINERS**				
	CHILE	0,00	0	89,35	575.615
	CHINA PEOPLE'S REPUBLIC OF	12,10	104.062	291,06	2.633.041
	HONG KONG	7,85	195.865	105,35	921.842
	INDONESIA REPUBLIC OF	18,17	256.007	0,00	0
	NETHERLANDS	3,37	75.187	0,00	0
	SINGAPORE REPUBLIC OF	0,00	0	2,26	36.960
	TAIWAN	0,00	0	2,69	11.373
	THAILAND	0,00	0	7,51	89.637
	JUMLAH/*TOTAL*	**41,49**	**631.121**	**498,22**	**4.268.468**
037159990	**OTHER FISH, WHOLE OR IN PIECES, BUT NOT MINCED, OTHER THAN IN AIRTIGHT CONTAINERS**				
	AUSTRALIA	2.004,07	34.100.547	0,00	0
	BAHRAIN	1,93	28.266	0,00	0
	BELGIUM	7,17	156.127	0,00	0
	BRUNEI DARUSSALAM	3,13	34.901	0,00	0
	DENMARK	13,81	215.797	0,00	0
	FRANCE	186,34	2.797.576	0,00	0
	GERMANY FEDERAL REPUBLIC OF	51,47	600.197	1,06	16.439
	HONG KONG	1.104,55	15.291.214	0,00	0
	INDONESIA REPUBLIC OF	56,73	794.137	0,00	0
	JAPAN	23,00	273.737	14,56	907.159
	JORDAN	0,60	8.317	0,00	0
	KAMPUCHEA DEMOCRATIC	1,76	11.388	0,00	0
	KUWAIT	50,70	682.251	0,00	0
	LEBANON	23,88	289.095	0,00	0
	NETHERLANDS	340,03	6.288.720	0,00	0
	NEW ZEALAND	7,78	130.552	0,00	0
	PAKISTAN	19,22	343.876	0,00	0
	PHILIPPINES	15,00	77.095	0,00	0
	QATAR	15,29	197.914	0,00	0
	SAUDI ARABIA	77,62	1.131.102	0,00	0
	SINGAPORE REPUBLIC OF	15,82	424.845	0,00	0
	SOUTH AFRICA REPUBLIC OF	2,86	77.187	0,00	0
	SRI LANKA REPUBLIC OF	6,98	98.141	0,00	0
	TAIWAN	178,76	2.065.670	20,60	85.679
	THAILAND	0,00	0	21,55	105.843
	UNITED ARAB EMIRATES	0,48	6.616	0,00	0
	UNITED KINGDOM	0,98	19.215	2,11	27.395
	UNITED STATES OF AMERICA	75,83	1.798.296	0,00	0
	VIETNAM SOCIALIST REP. OF	449,16	4.547.781	1,35	12.612
	JUMLAH/*TOTAL*	**4.734,93**	**72.490.560**	**61,23**	**1.155.127**

MALAYSIA
EKSPORT DAN IMPORT KOMODITI PERIKANAN MENGIKUT NEGARA YANG DITUJUI DAN NEGARA ASAL, 2006
EXPORT AND IMPORT 0F FISHERY COMMODITIES BY COUNTRY OF DESTINATION AND ORIGIN, 2006

S.I.T.C. Kod Komoditi *Commodity Code*	**Keterangan Komoditi dan Negara** *Description of Commodity and Country*	**Eksport/***Export*		**Import**	
		Kuantiti *Quantity*	**Nilai** *Value*	**Kuantiti** *Quantity*	**Nilai** *Value*
037160010	**SHARKS' FINS, PREPARED & READY FOR USE, IN AIRTIGHT CONTAINERS**				
	BRUNEI DARUSSALAM	5,21	40.471	0,00	0
	CHINA PEOPLE'S REPUBLIC OF	0,00	0	7,80	71.055
	INDONESIA REPUBLIC OF	51,33	410.483	0,00	0
	SINGAPORE REPUBLIC OF	4,31	121.708	0,00	0
	THAILAND	0,00	0	751,91	5.754.644
	JUMLAH/*TOTAL*	**60,85**	**572.662**	**759,71**	**5.825.699**
037160030	**SHARKS' FINS, PREPARED & READY FOR USE, O/T IN AIRTIGHT CONTAINERS**				
	BRUNEI DARUSSALAM	2,81	27.162	0,00	0
	INDONESIA REPUBLIC OF	10,43	85.955	0,00	0
	SINGAPORE REPUBLIC OF	2,62	152.722	0,61	6.080
	THAILAND	0,00	0	120,00	1.521.959
	JUMLAH/*TOTAL*	**15,86**	**265.839**	**120,61**	**1.528.039**
037160050	**FISH SAUSAGES, IN AIRTIGHT CONTAINERS**				
	PHILIPPINES	0,00	0	14,64	35.990
	THAILAND	0,00	0	0,80	6.184
	JUMLAH/*TOTAL*	**0,00**	**0**	**15,44**	**42.174**
037160070	**FISH SAUSAGES, O/T IN AIRTIGHT CONTAINERS**				
	INDONESIA REPUBLIC OF	0,30	5.328	0,00	0
	SINGAPORE REPUBLIC OF	0,21	6.928	0,00	0
	JUMLAH/*TOTAL*	**0,51**	**12.256**	**0,00**	**0**

MALAYSIA
EKSPORT DAN IMPORT KOMODITI PERIKANAN MENGIKUT NEGARA YANG DITUJUI DAN NEGARA ASAL, 2006
EXPORT AND IMPORT 0F FISHERY COMMODITIES BY COUNTRY OF DESTINATION AND ORIGIN, 2006

S.I.T.C. Kod Komoditi *Commodity Code*	**Keterangan Komoditi dan Negara** *Description of Commodity and Country*	**Eksport/***Export*		**Import**	
		Kuantiti *Quantity*	**Nilai** *Value*	**Kuantiti** *Quantity*	**Nilai** *Value*
037160100	**OTHER PREPARED OR PRESERVED FISH, IN AIRTIGHT CONTAINERS**				
	AUSTRALIA	64,15	493.396	0,00	0
	BELGIUM	271,53	2.999.273	0,00	0
	CHINA PEOPLE'S REPUBLIC OF	0,00	0	291,75	1.418.459
	FRANCE	81,87	599.417	1,46	39.531
	GERMANY FEDERAL REPUBLIC OF	252,40	2.963.332	0,00	0
	HONG KONG	6,49	181.547	0,00	0
	ITALY	1.608,31	19.500.881	0,00	0
	JAPAN	10,56	102.353	2,05	98.073
	JORDAN	2,02	14.715	0,00	0
	KOREA REP. OF	0,00	0	13,00	59.963
	LEBANON	18,64	187.368	0,00	0
	MALTA	7,48	94.997	0,00	0
	MAURITIUS	25,87	240.042	0,00	0
	NETHERLANDS	199,19	2.347.189	0,00	0
	NEW ZEALAND	41,28	330.353	0,00	0
	NORWAY	0,00	0	0,50	30.786
	PERU	0,00	0	20,23	175.108
	PORTUGAL	103,83	854.045	0,00	0
	SAUDI ARABIA	3,40	28.060	0,00	0
	SPAIN	107,07	1.479.574	0,00	0
	TAIWAN	8,80	64.082	6,48	66.557
	UNITED ARAB EMIRATES	4,31	34.125	0,00	0
	UNITED KINGDOM	1.035,48	9.018.309	0,00	0
	UNITED STATES OF AMERICA	0,00	0	0,12	6.174
	JUMLAH/*TOTAL*	**3.852,69**	**41.533.058**	**335,60**	**1.894.651**
037160150	**OTHER PREPARED OR PRESERVED FISH, IN AIRTIGHT CONTAINERS**				
	BRUNEI DARUSSALAM	7,45	59.314	0,00	0
	INDONESIA REPUBLIC OF	0,00	0	23,11	196.005
	SINGAPORE REPUBLIC OF	0,65	11.810	73,79	659.833
	THAILAND	0,10	8.200	3.583,85	31.583.974
	JUMLAH/*TOTAL*	**8,20**	**79.324**	**3.680,75**	**32.439.812**
037160910	**SHARKS' FINS**				
	UNITED STATES OF AMERICA	0,83	8.641	0,13	6.651
	JUMLAH/*TOTAL*	**0,83**	**8.641**	**0,13**	**6.651**

MALAYSIA

EKSPORT DAN IMPORT KOMODITI PERIKANAN MENGIKUT NEGARA YANG DITUJUI DAN NEGARA ASAL, 2006

EXPORT AND IMPORT 0F FISHERY COMMODITIES BY COUNTRY OF DESTINATION AND ORIGIN, 2006

S.I.T.C. Kod Komoditi *Commodity Code*	**Keterangan Komoditi dan Negara** *Description of Commodity and Country*	**Eksport/***Export*		**Import**	
		Kuantiti *Quantity*	**Nilai** *Value*	**Kuantiti** *Quantity*	**Nilai** *Value*
037160920	**FISH PASTE AND SIMILAR PREPARATIONS**				
	AUSTRALIA	53,94	504.936	0,00	0
	BRUNEI DARUSSALAM	9,97	97.550	0,00	0
	CANADA	10,11	64.870	0,00	0
	CHINA PEOPLE'S REPUBLIC OF	0,42	8.442	8,63	9.028
	DENMARK	5,77	52.118	0,00	0
	HONG KONG	24,27	285.838	0,74	6.316
	INDONESIA REPUBLIC OF	46,05	210.095	0,00	0
	JAPAN	1.765,51	8.364.623	23,67	246.458
	KOREA REP. OF	1.146,00	4.081.831	0,00	0
	MAURITIUS	27,65	168.724	0,00	0
	NETHERLANDS	3,15	27.553	0,00	0
	PHILIPPINES	29,50	158.755	0,00	0
	SINGAPORE REPUBLIC OF	1.204,90	7.080.339	1,05	5.083
	TAIWAN	306,50	1.667.936	0,00	0
	THAILAND	0,00	0	121,70	1.060.938
	UNITED ARAB EMIRATES	6,33	136.476	0,00	0
	UNITED KINGDOM	27,10	418.212	0,00	0
	VIETNAM SOCIALIST REP. OF	0,00	0	43,78	215.308
	JUMLAH/*TOTAL*	**4.667,16**	**23.328.298**	**199,58**	**1.543.131**
037160930	**FISH, BOILED OR STEAMED**				
	BRUNEI DARUSSALAM	4,81	39.642	0,00	0
	CHINA PEOPLE'S REPUBLIC OF	0,00	0	13,00	62.586
	SINGAPORE REPUBLIC OF	2,80	22.122	15,15	127.932
	UNITED STATES OF AMERICA	76,58	1.892.740	0,00	0
	JUMLAH/*TOTAL*	**84,19**	**1.954.504**	**28,15**	**190.518**

MALAYSIA
EKSPORT DAN IMPORT KOMODITI PERIKANAN MENGIKUT NEGARA YANG DITUJUI DAN NEGARA ASAL, 2006
EXPORT AND IMPORT 0F FISHERY COMMODITIES BY COUNTRY OF DESTINATION AND ORIGIN, 2006

S.I.T.C. Kod Komoditi *Commodity Code*	Keterangan Komoditi dan Negara *Description of Commodity and Country*	Eksport/*Export* Kuantiti *Quantity*	Eksport/*Export* Nilai *Value*	Import Kuantiti *Quantity*	Import Nilai *Value*
037160990	**OTHER PREPARED OR PRESERVED FISH, OTHER THAN IN AIRTIGHT CONTAINERS**				
	AUSTRALIA	37,38	357.645	0,00	0
	BRUNEI DARUSSALAM	62,73	570.455	0,00	0
	CANADA	109,31	1.007.953	0,00	0
	CHINA PEOPLE'S REPUBLIC OF	1,32	24.719	73,40	652.737
	DENMARK	7,18	83.452	0,85	30.160
	HONG KONG	157,38	2.405.879	0,00	0
	INDONESIA REPUBLIC OF	125,51	1.466.406	38,00	173.981
	JAPAN	11,88	122.984	30,07	331.943
	KOREA REP. OF	9,20	104.910	0,00	0
	MAURITIUS	182,44	1.250.701	0,00	0
	MALTA	2,95	5.485	0,00	0
	NEW ZEALAND	0,00	0	33,57	224.782
	NORWAY	0,00	0	2,00	122.493
	PAPUA NEW GUINEA	0,80	15.853	0,00	0
	PHILIPPINES	1,26	65.139	0,00	0
	REUNION ISLANDS	5,21	56.241	0,00	0
	SINGAPORE REPUBLIC OF	1.010,75	8.775.323	111,32	357.654
	SWEDEN	5,00	40.280	0,00	0
	TAIWAN	166,50	431.025	0,00	0
	THAILAND	0,00	0	75,40	372.701
	UNITED KINGDOM	12,66	79.161	0,65	7.624
	UNITED STATES OF AMERICA	79,54	657.313	42,53	527.698
	VIETNAM SOCIALIST REP. OF	0,00	0	4,01	43.223
	JUMLAH/*TOTAL*	**1.988,99**	**17.520.924**	**411,81**	**2.844.996**
037170000	**CAVIAR AND CAVIAR SUBSTITUTES**				
	CANADA	0,13	22.682	0,00	0
	DENMARK	0,00	0	0,84	75.974
	GERMANY FEDERAL REPUBLIC OF	0,00	0	0,16	30.087
	ICELAND	0,00	0	0,36	5.095
	NETHERLANDS	0,00	0	0,09	7.952
	SWITZERLAND	0,00	0	0,31	83.023
	JUMLAH/*TOTAL*	**0,13**	**22.682**	**1,76**	**202.131**
037170030	**CAVIAR AND CAVIAR SUBSTITUTES, O/T IN AIRTIGHT CONTAINERS**				
	INDONESIA REPUBLIC OF	5,00	22.491	0,00	0
	JUMLAH/*TOTAL*	**5,00**	**22.491**	**0,00**	**0**

MALAYSIA
EKSPORT DAN IMPORT KOMODITI PERIKANAN MENGIKUT NEGARA YANG DITUJUI DAN NEGARA ASAL, 2006
EXPORT AND IMPORT 0F FISHERY COMMODITIES BY COUNTRY OF DESTINATION AND ORIGIN, 2006

S.I.T.C. Kod Komoditi *Commodity Code*	Keterangan Komoditi dan Negara *Description of Commodity and Country*	Eksport/*Export* Kuantiti *Quantity*	Eksport/*Export* Nilai *Value*	Import Kuantiti *Quantity*	Import Nilai *Value*
037210030	**SHRIMPS PASTE, IN AIRTIGHT CONTAINER**				
	INDONESIA REPUBLIC OF	0,90	8.214	0,06	5.729
	SINGAPORE REPUBLIC OF	3,12	31.749	0,00	0
	JUMLAH/*TOTAL*	**4,02**	**39.963**	**0,06**	**5.729**
037210110	**SHRIMP PASTE, O/T IN AIRTIGHT CONTAINERS**				
	BRUNEI DARUSSALAM	3,92	30.090	0,00	0
	INDONESIA REPUBLIC OF	0,00	0	3,20	203.814
	SINGAPORE REPUBLIC OF	98,84	795.264	0,00	0
	THAILAND	22,71	54.140	1,50	14.074
	VIETNAM SOCIALIST REP. OF	0,00	0	0,84	19.357
	JUMLAH/*TOTAL*	**125,46**	**879.494**	**5,54**	**237.245**
037210170	**PREPARED & PRESERVED SHRIMPS & PRAWNS**				
	BRUNEI DARUSSALAM	15,14	113.119	0,00	0
	INDONESIA REPUBLIC OF	2,10	19.362	9,28	133.091
	MYANMAR UNION OF	0,00	0	10,26	482.594
	SINGAPORE REPUBLIC OF	116,35	1.374.366	0,22	7.643
	THAILAND	24,15	60.375	5,20	71.312
	VIETNAM SOCIALIST REP. OF	0,00	0	17,55	110.957
	JUMLAH/*TOTAL*	**157,74**	**1.567.222**	**42,51**	**805.597**
037211100	**CRABS, IN AIRTIGHT CONTAINERS, PREPARED OR PRESERVED**				
	BELGIUM	118,16	1.661.567	0,00	0
	BRUNEI DARUSSALAM	2,36	31.454	0,00	0
	CHINA PEOPLE'S REPUBLIC OF	0,00	0	1,06	16.088
	FRANCE	73,83	1.429.558	0,00	0
	HONG KONG	0,48	18.059	0,00	0
	INDONESIA REPUBLIC OF	22,75	149.599	30,70	450.933
	ITALY	25,92	561.550	0,00	0
	NETHERLANDS	177,82	3.530.386	0,00	0
	SINGAPORE REPUBLIC OF	0,00	0	23,88	183.105
	THAILAND	0,00	0	2,86	48.773
	UNITED STATES OF AMERICA	135,27	4.024.134	0,00	0
	JUMLAH/*TOTAL*	**556,57**	**11.406.307**	**58,50**	**698.899**

MALAYSIA

EKSPORT DAN IMPORT KOMODITI PERIKANAN MENGIKUT NEGARA YANG DITUJUI DAN NEGARA ASAL, 2006

EXPORT AND IMPORT 0F FISHERY COMMODITIES BY COUNTRY OF DESTINATION AND ORIGIN, 2006

S.I.T.C. Kod Komoditi *Commodity Code*	**Keterangan Komoditi dan Negara** *Description of Commodity and Country*	**Eksport/***Export*		**Import**	
		Kuantiti *Quantity*	**Nilai** *Value*	**Kuantiti** *Quantity*	**Nilai** *Value*
037211900	**CRABS, OTHER THAN IN AIRTIGHT CONTAINERS, PREPARED OR PRESERVED**				
	AUSTRALIA	2,44	20.011	0,00	0
	BRUNEI DARUSSALAM	63,87	495.689	0,00	0
	CHINA PEOPLE'S REPUBLIC OF	21,66	143.016	7,90	90.114
	INDONESIA REPUBLIC OF	79,70	189.619	83,31	1.662.265
	JAPAN	17,56	124.842	0,00	0
	NETHERLANDS	0,00	0	0,77	8.138
	SINGAPORE REPUBLIC OF	15,81	111.688	3,15	27.091
	UNITED ARAB EMIRATES	4,28	54.200	0,00	0
	UNITED KINGDOM	0,39	8.031	0,00	0
	JUMLAH/*TOTAL*	**205,71**	**1.147.096**	**95,13**	**1.787.608**
037212100	**SHRIMPS AND PRAWNS, IN AIRTIGHT CONTAINERS, PREPARED OR PRESERVED**				
	BELGIUM	7,21	118.375	0,00	0
	CHINA PEOPLE'S REPUBLIC OF	0,00	0	73,46	1.356.621
	DENMARK	72,58	2.113.600	1,30	93.228
	FRANCE	48,18	715.783	0,00	0
	HONG KONG	0,30	5.843	0,00	0
	NETHERLANDS	27,24	216.588	0,00	0
	NORWAY	0,00	0	3,15	165.379
	SWEDEN	0,00	0	2,00	100.703
	UNITED KINGDOM	1,25	33.085	0,00	0
	UNITED STATES OF AMERICA	1.011,35	26.507.966	0,00	0
	JUMLAH/*TOTAL*	**1.168,11**	**29.711.240**	**79,91**	**1.715.931**

MALAYSIA

EKSPORT DAN IMPORT KOMODITI PERIKANAN MENGIKUT NEGARA YANG DITUJUI DAN NEGARA ASAL, 2006

EXPORT AND IMPORT 0F FISHERY COMMODITIES BY COUNTRY OF DESTINATION AND ORIGIN, 2006

S.I.T.C. Kod Komoditi *Commodity Code*	**Keterangan Komoditi dan Negara** *Description of Commodity and Country*	**Eksport/***Export*		**Import**	
		Kuantiti *Quantity*	**Nilai** *Value*	**Kuantiti** *Quantity*	**Nilai** *Value*
037212900	**SHRIMPS AND PRAWNS OTHER THAN IN AIRTIGHT CONTAINERS, PREPARED OR PRESERVED**				
	AUSTRALIA	673,73	12.916.261	0,00	0
	BELGIUM	691,54	13.083.824	0,00	0
	CHINA PEOPLE'S REPUBLIC OF	0,00	0	42,73	975.218
	DENMARK	780,70	13.871.821	0,00	0
	FRANCE	78,05	2.501.624	0,00	0
	GERMANY FEDERAL REPUBLIC OF	158,58	3.338.620	6,25	130.741
	INDIA	0,00	0	118,75	3.039.107
	ITALY	34,36	970.561	0,00	0
	JORDAN	2,03	34.787	0,00	0
	KOREA REP. OF	2,50	114.361	0,00	0
	KUWAIT	1,80	30.562	0,00	0
	LEBANON	22,80	433.725	0,00	0
	NETHERLANDS	63,37	1.403.464	0,34	8.853
	NEW ZEALAND	73,64	1.794.747	0,00	0
	NORWAY	0,00	0	0,10	6.725
	SAUDI ARABIA	5,48	93.871	0,00	0
	SOUTH AFRICA REPUBLIC OF	15,98	408.037	0,00	0
	SPAIN	39,60	509.678	0,00	0
	TURKEY	2,27	51.493	0,00	0
	UNITED ARAB EMIRATES	1,41	23.527	0,00	0
	UNITED KINGDOM	1.353,54	15.430.397	22,64	421.338
	UNITED STATES OF AMERICA	684,14	17.585.933	0,00	0
	JUMLAH/*TOTAL*	**4.685,52**	**84.597.293**	**190,82**	**4.581.982**
037213900	**LOBSTERS, OTHER THAN IN AIRTIGHT CONTAINERS, PREPARED OR PRESERVED**				
	REUNION ISLANDS	0,65	12.358	0,00	0
	SINGAPORE REPUBLIC OF	51,75	529.891	0,00	0
	JUMLAH/*TOTAL*	**52,40**	**542.249**	**0,00**	**0**

MALAYSIA

EKSPORT DAN IMPORT KOMODITI PERIKANAN MENGIKUT NEGARA YANG DITUJUI DAN NEGARA ASAL, 2006

EXPORT AND IMPORT 0F FISHERY COMMODITIES BY COUNTRY OF DESTINATION AND ORIGIN, 2006

S.I.T.C. Kod Komoditi *Commodity Code*	**Keterangan Komoditi dan Negara** *Description of Commodity and Country*	**Eksport/***Export*		**Import**	
		Kuantiti *Quantity*	**Nilai** *Value*	**Kuantiti** *Quantity*	**Nilai** *Value*
037219100	**OTHER CRUSTACEANS, IN AIRTIGHT CONTAINERS, PREPARED OR PRESERVED**				
	CHILE	0,00	0	281,03	714.437
	CHINA PEOPLE'S REPUBLIC OF	0,00	0	48,90	98.647
	FRANCE	2,14	60.970	0,00	0
	MEXICO	0,00	0	6,53	16.320
	SINGAPORE REPUBLIC OF	4,97	153.654	12,05	32.545
	THAILAND	0,00	0	0,37	6.312
	JUMLAH/*TOTAL*	**7,11**	**214.624**	**348,87**	**868.261**
037219900	**OTHER CRUSTACEANS, OTHER THAN IN AIRTIGHT CONTAINERS, PREPARED OR PRESERVED**				
	BRUNEI DARUSSALAM	3,91	37.637	0,00	0
	JUMLAH/*TOTAL*	**3,91**	**37.637**	**0,00**	**-**
037220090	**CUTTLEFISH OR MOLLUSCS NOT IN AIRTIGHT CONTAINERS, OR OTHER AQUATIC INVERTEBRATES W/N IN AIRTIGHT CONTAINERS**				
	BRUNEI DARUSSALAM	56,19	525.740	0,00	0
	INDONESIA REPUBLIC OF	22,74	181.566	10,91	128.049
	PHILIPPINES	20,94	71.540	0,00	0
	SINGAPORE REPUBLIC OF	267,48	3.005.885	2,18	21.163
	THAILAND	3,00	18.040	168,68	642.582
	VIETNAM SOCIALIST REP. OF	0,00	0	92,62	2.528.267
	JUMLAH/*TOTAL*	**370,35**	**3.802.771**	**274,39**	**3.320.061**

MALAYSIA

EKSPORT DAN IMPORT KOMODITI PERIKANAN MENGIKUT NEGARA YANG DITUJUI DAN NEGARA ASAL, 2006

EXPORT AND IMPORT 0F FISHERY COMMODITIES BY COUNTRY OF DESTINATION AND ORIGIN, 2006

S.I.T.C. Kod Komoditi *Commodity Code*	**Keterangan Komoditi dan Negara** *Description of Commodity and Country*	**Eksport/***Export*		**Import**	
		Kuantiti *Quantity*	**Nilai** *Value*	**Kuantiti** *Quantity*	**Nilai** *Value*
037220110	**ABALONE, IN AIRTIGHT CONTAINERS, PREPARED OR PRESERVED**				
	AUSTRALIA	0,00	0	17,08	413.353
	BRUNEI DARUSSALAM	4,80	44.592	0,00	0
	CHILE	0,00	0	4,99	25.048
	CHINA PEOPLE'S REPUBLIC OF	0,00	0	7,28	157.451
	FRANCE	0,00	0	0,29	13.286
	HONG KONG	0,00	0	17,43	64.944
	JAPAN	0,00	0	0,20	16.741
	MEXICO	0,00	0	3,74	140.494
	NETHERLANDS	0,00	0	0,22	21.587
	NEW ZEALAND	0,00	0	32,84	652.162
	PAPUA NEW GUINEA	0,31	7.286	0,00	0
	PHILIPPINES	0,00	0	0,61	11.018
	SINGAPORE REPUBLIC OF	0,00	0	9,42	178.445
	SOUTH AFRICA REPUBLIC OF	0,00	0	6,04	140.824
	THAILAND	0,82	15.997	3,00	37.110
	JUMLAH/*TOTAL*	**5,92**	**67.875**	**103,16**	**1.872.463**
037220190	**ABALONE, OTHER THAN IN AIRTIGHT CONTAINERS, PREPARED OR PRESERVED**				
	BRUNEI DARUSSALAM	1,00	6.831	0,00	0
	HONG KONG	0,00	0	3,29	54.786
	INDONESIA REPUBLIC OF	0,30	6.520	0,07	5.600
	KOREA REP. OF	4,74	194.340	0,00	0
	PHILIPPINES	0,00	0	0,78	6.344
	SINGAPORE REPUBLIC OF	5,82	94.626	0,20	13.177
	THAILAND	0,00	0	7,86	52.236
	JUMLAH/*TOTAL*	**11,86**	**302.317**	**12,19**	**132.143**

MALAYSIA
EKSPORT DAN IMPORT KOMODITI PERIKANAN MENGIKUT NEGARA YANG DITUJUI DAN NEGARA ASAL, 2006
EXPORT AND IMPORT 0F FISHERY COMMODITIES BY COUNTRY OF DESTINATION AND ORIGIN, 2006

S.I.T.C. Kod Komoditi *Commodity Code*	**Keterangan Komoditi dan Negara** *Description of Commodity and Country*	**Eksport/***Export*		**Import**	
		Kuantiti *Quantity*	**Nilai** *Value*	**Kuantiti** *Quantity*	**Nilai** *Value*
037220210	**CUTTLE FISH, IN AIRTIGHT CONTAINERS, PREPARED OR PRESERVED**				
	ARGENTINA	0,00	0	0,60	5.899
	AUSTRALIA	5,69	36.831	0,22	5.451
	BRUNEI DARUSSALAM	89,12	849.003	0,00	0
	CHINA PEOPLE'S REPUBLIC OF	9,59	130.447	64,38	202.289
	HONG KONG	2,86	38.068	0,00	0
	INDONESIA REPUBLIC OF	9,91	140.487	0,00	0
	SINGAPORE REPUBLIC OF	219,21	2.247.139	22,65	183.297
	TAIWAN	0,00	0	60,02	541.455
	THAILAND	0,00	0	54,01	345.746
	VIETNAM SOCIALIST REP. OF	0,00	0	71,12	1.132.264
	JUMLAH/*TOTAL*	**336,38**	**3.441.975**	**273,00**	**2.416.401**
037220290	**CUTTLE FISH, OTHER THAN IN AIRTIGHT CONTAINERS, PREPARED OR PRESERVED**				
	ARGENTINA	0,00	0	3,50	31.456
	AUSTRALIA	1.067,60	17.541.193	0,00	0
	CANADA	2,50	24.963	0,00	0
	CHINA PEOPLE'S REPUBLIC OF	1,00	7.147	17,95	165.842
	CYPRUS	16,00	120.313	0,00	0
	DENMARK	1,32	15.724	0,00	0
	FRANCE	5,87	85.629	0,00	0
	HONG KONG	16,97	507.258	9,14	81.438
	JAPAN	3,00	20.458	0,00	0
	JORDAN	0,48	5.954	0,00	0
	KOREA REP. OF	0,00	0	0,90	39.220
	KUWAIT	1,01	11.842	0,00	0
	LEBANON	36,42	478.626	0,00	0
	NEW ZEALAND	14,62	158.094	0,00	0
	POLAND	4,58	53.890	0,00	0
	SAUDI ARABIA	2,42	29.259	0,00	0
	SINGAPORE REPUBLIC OF	0,00	0	1,20	10.348
	SOUTH AFRICA REPUBLIC OF	5,80	114.441	0,00	0
	TAIWAN	0,00	0	9,91	226.619
	UNITED ARAB EMIRATES	3,66	44.150	0,00	0
	UNITED KINGDOM	4,67	57.930	0,00	0
	JUMLAH/*TOTAL*	**1.187,92**	**19.276.871**	**42,60**	**554.923**

MALAYSIA

EKSPORT DAN IMPORT KOMODITI PERIKANAN MENGIKUT NEGARA YANG DITUJUI DAN NEGARA ASAL, 2006

EXPORT AND IMPORT 0F FISHERY COMMODITIES BY COUNTRY OF DESTINATION AND ORIGIN, 2006

S.I.T.C. Kod Komoditi *Commodity Code*	**Keterangan Komoditi dan Negara** *Description of Commodity and Country*	**Eksport/***Export*		**Import**	
		Kuantiti *Quantity*	**Nilai** *Value*	**Kuantiti** *Quantity*	**Nilai** *Value*
037220810	**OTHER MOLLUSCS, IN AIRTIGHT CONTAINERS, PREPARED OR PRESERVED**				
	BRUNEI DARUSSALAM	13,13	113.737	0,00	0
	CHILE	0,00	0	66,50	162.725
	CHINA PEOPLE'S REPUBLIC OF	0,00	0	52,71	135.651
	FRANCE	0,00	0	0,61	33.712
	INDONESIA REPUBLIC OF	6,29	47.650	3,06	38.751
	MEXICO	0,00	0	0,26	8.990
	NEW ZEALAND	0,00	0	0,20	8.160
	SINGAPORE REPUBLIC OF	70,05	809.682	0,00	0
	SWITZERLAND	0,00	0	11,41	28.865
	TAIWAN	0,00	0	0,93	18.449
	THAILAND	12,54	47.652	123,04	1.835.774
	UNITED STATES OF AMERICA	0,00	0	0,14	10.574
	VIETNAM SOCIALIST REP. OF	5,03	36.634	352,10	10.619.934
	JUMLAH/*TOTAL*	**107,04**	**1.055.355**	**610,95**	**12.901.585**
037220890	**OTHER MOLLUSCS, OTHER THAN IN AIRTIGHT CONTAINERS, PREPARED OR PRESERVED**				
	AUSTRALIA	18,35	499.770	0,00	0
	CANADA	0,25	12.975	0,00	0
	JAPAN	0,00	0	1,90	80.233
	NEW ZEALAND	0,00	0	10,73	73.200
	UNITED STATES OF AMERICA	6,63	66.678	5,33	281.390
	JUMLAH/*TOTAL*	**25,23**	**579.423**	**17,97**	**434.823**
037220910	**OTHER AQUATIC INVERTEBRATES, IN AIRTIGHT CONTAINERS, PREPARED OR PRESERVED**				
	CHINA PEOPLE'S REPUBLIC OF	2,64	48.335	170,54	764.808
	FRANCE	0,00	0	0,47	9.539
	HONG KONG	0,00	0	0,50	8.544
	NETHERLANDS	35,29	358.004	0,00	0
	UNITED STATES OF AMERICA	36,03	413.436	0,00	0
	JUMLAH/*TOTAL*	**73,96**	**819.775**	**171,51**	**782.891**

MALAYSIA
EKSPORT DAN IMPORT KOMODITI PERIKANAN MENGIKUT NEGARA YANG DITUJUI DAN NEGARA ASAL, 2006
EXPORT AND IMPORT 0F FISHERY COMMODITIES BY COUNTRY OF DESTINATION AND ORIGIN, 2006

S.I.T.C. Kod Komoditi *Commodity Code*	**Keterangan Komoditi dan Negara** *Description of Commodity and Country*	**Eksport/***Export*		**Import**	
		Kuantiti *Quantity*	**Nilai** *Value*	**Kuantiti** *Quantity*	**Nilai** *Value*
037220990	**OTHER AQUATIC INVERTEBRATES, OTHER THAN IN AIRTIGHT CONTAINERS, PREPARED OR PRESERVED**				
	ARGENTINA	0,00	0	5,00	53.925
	AUSTRALIA	2,16	20.683	0,00	0
	CHINA PEOPLE'S REPUBLIC OF	0,00	0	23,83	130.334
	HONG KONG	0,00	0	27,23	366.065
	KOREA REP. OF	0,00	0	0,48	33.300
	REUNION ISLANDS	1,10	17.511	0,00	0
	TAIWAN	0,00	0	0,72	45.436
	UNITED STATES OF AMERICA	1,22	17.457	1,10	11.078
	JUMLAH/*TOTAL*	**4,48**	**55.651**	**58,36**	**640.138**
411110030	**FISH LIVER OIL FIT FOR HUMAN CONSUMPTION, O/T SOLID FRACTIONS NOT CHEMICALLY MODIFIED**				
	INDONESIA REPUBLIC OF	2,40	7.200	0,00	0
	THAILAND	0,00	0	1,86	7.000
	JUMLAH/*TOTAL*	**2,40**	**7.200**	**1,86**	**7.000**
411110070	**FISH LIVER OIL OTHER FIT FOR HUMAN CONSUMPTION, O/T SOLID FRACTION NOT CHEMICALLY MODIFIED**				
	SINGAPORE REPUBLIC OF	0,25	14.355	0,00	0
	JUMLAH/*TOTAL*	**0,25**	**14.355**	**0,00**	**0**
411110900	**FISH LIVER OILS AND THEIR FRACTIONS, NOT CHEMICALLY MODIFIED**				
	CHINA PEOPLE'S REPUBLIC OF	0,00	0	5,04	6.171
	GERMANY FEDERAL REPUBLIC OF	0,00	0	41,33	486.022
	HONG KONG	5,68	25.865	0,00	0
	ICELAND	9,64	84.606	0,38	12.664
	INDIA	0,00	0	75,00	223.775
	IRELAND	0,00	0	1,71	21.889
	JAPAN	0,00	0	0,40	10.011
	NETHERLANDS	0,00	0	18,05	183.137
	NEW ZEALAND	0,00	0	57,33	165.479
	UNITED KINGDOM	0,00	0	0,76	17.812
	UNITED STATES OF AMERICA	1,73	36.765	0,22	13.885
	JUMLAH/*TOTAL*	**17,04**	**147.236**	**200,22**	**1.140.845**

MALAYSIA
EKSPORT DAN IMPORT KOMODITI PERIKANAN MENGIKUT NEGARA YANG DITUJUI DAN NEGARA ASAL, 2006
EXPORT AND IMPORT 0F FISHERY COMMODITIES BY COUNTRY OF DESTINATION AND ORIGIN, 2006

S.I.T.C. Kod Komoditi *Commodity Code*	**Keterangan Komoditi dan Negara** *Description of Commodity and Country*	**Eksport/***Export*		**Import**	
		Kuantiti *Quantity*	**Nilai** *Value*	**Kuantiti** *Quantity*	**Nilai** *Value*
411120100	**SOLID FRACTIONS OF FISH, OTHER THAN LIVER OILS, NOT CHEMICALLY MODIFIED**				
	CHILE	0,00	0	245,40	702.813
	DENMARK	0,00	0	12,98	1.074.489
	GERMANY FEDERAL REPUBLIC OF	0,00	0	1,00	92.735
	INDIA	0,00	0	535,00	1.535.464
	JAPAN	0,00	0	0,45	55.415
	NETHERLANDS	0,00	0	24,70	1.622.217
	PERU	0,00	0	398,06	1.260.371
	JUMLAH/*TOTAL*	**0,00**	**0**	**1.217,58**	**6.343.504**
411120900	**FATS AND OILS OF FISH, OTHER THAN LIVER OILS, NOT CHEMICALLY MODIFIED**				
	AUSTRALIA	0,10	5.022	0,23	26.907
	CHILE	0,00	0	75,24	86.983
	DENMARK	0,00	0	34,50	2.876.217
	GERMANY FEDERAL REPUBLIC OF	0,00	0	48,36	464.984
	HONG KONG	1,99	97.134	0,00	0
	ICELAND	7,60	36.270	0,00	0
	INDONESIA REPUBLIC OF	49,09	677.477	0,00	0
	JAPAN	0,00	0	0,46	126.210
	NETHERLANDS	0,00	0	30,85	185.987
	NEW ZEALAND	0,00	0	95,55	266.332
	NORWAY	0,00	0	14,06	334.860
	PERU	0,00	0	401,88	1.337.400
	THAILAND	4,43	36.845	13,50	39.290
	UNITED KINGDOM	0,00	0	0,17	14.868
	UNITED STATES OF AMERICA	11,41	153.055	58,16	2.236.987
	JUMLAH/*TOTAL*	**74,62**	**1.005.803**	**772,95**	**7.997.025**
411130900	**FATS AND OILS OF MARINE MAMMALS, NOT CHEMICALLY MODIFIED**				
	UNITED ARAB EMIRATES	0,80	5.692	0,00	0
	VIETNAM SOCIALIST REP. OF	19,44	64.388	0,00	0
	JUMLAH/*TOTAL*	**20,24**	**70.080**	**0,00**	0

MALAYSIA
EKSPORT DAN IMPORT KOMODITI PERIKANAN MENGIKUT NEGARA YANG DITUJUI DAN NEGARA ASAL, 2006
EXPORT AND IMPORT 0F FISHERY COMMODITIES BY COUNTRY OF DESTINATION AND ORIGIN, 2006

S.I.T.C. Kod Komoditi *Commodity Code*	**Keterangan Komoditi dan Negara** *Description of Commodity and Country*	**Eksport/***Export*		**Import**	
		Kuantiti *Quantity*	**Nilai** *Value*	**Kuantiti** *Quantity*	**Nilai** *Value*
081420100	**FLOURS, MEALS & PELLETS, OF FISH MEAL, UNFIT FOR HUMAN CONSUMPTION**				
	AUSTRALIA	0,00	0	235,20	996.474
	BANGLADESH	1.107,00	1.542.718	0,00	0
	BRUNEI DARUSSALAM	1,32	17.347	0,00	0
	CANADA	0,00	0	192,15	646.016
	CHILE	0,00	0	902,99	3.076.693
	CHINA PEOPLE'S REPUBLIC OF	6.287,00	15.822.581	433,82	1.209.707
	DENMARK	0,00	0	744,29	3.215.914
	GERMANY FEDERAL REPUBLIC OF	0,00	0	525,00	2.319.747
	GHANA	19,50	33.294	0,00	0
	HONG KONG	461,00	1.085.098	102,73	426.791
	INDIA	0,00	0	8,00	20.518
	INDONESIA REPUBLIC OF	2.190,75	4.103.398	475,87	836.303
	JAPAN	105,00	182.636	76,79	255.846
	KOREA REP. OF	0,00	0	356,89	900.084
	MYANMAR UNION OF	40,00	102.000	1.894,38	4.298.637
	PAKISTAN	0,00	0	650,00	1.479.018
	PERU	0,00	0	1.531,83	6.487.709
	SAUDI ARABIA	200,00	435.732	0,00	0
	SINGAPORE REPUBLIC OF	536,00	1.071.153	6,33	7.443
	TAIWAN	6.322,50	14.890.184	501,64	1.524.289
	THAILAND	315,00	568.575	54,06	206.051
	UNITED STATES OF AMERICA	0,00	0	20,13	70.425
	VIETNAM SOCIALIST REP. OF	6.688,77	12.801.797	951,34	3.013.181
	JUMLAH/*TOTAL*	**24.273,84**	**52.656.513**	**9.663,42**	**30.990.846**
081420900	**OTHER FLOURS, MEALS & PELLETS, OF OTHER AQUATIC INVERTEBRATES, UNFIT FOR HUMAN CONSUMPTION**				
	BANGLADESH	404,11	474.100	0,00	0
	CHINA PEOPLE'S REPUBLIC OF	0,00	0	221,13	413.873
	INDONESIA REPUBLIC OF	684,96	1.534.870	117,36	202.546
	JAPAN	0,00	0	183,55	561.767
	KOREA REP. OF	0,00	0	234,36	543.903
	MYANMAR UNION OF	0,00	0	200,00	353.939
	NEW ZEALAND	8,12	48.291	100,01	139.348
	PHILIPPINES	420,00	983.813	0,00	0
	SINGAPORE REPUBLIC OF	716,53	1.362.773	0,00	0
	SPAIN	0,00	0	162,43	310.248
	TAIWAN	0,00	0	1.700,89	5.753.854
	THAILAND	273,00	492.766	60,00	108.412
	UNITED STATES OF AMERICA	0,00	0	83,76	136.288
	VIETNAM SOCIALIST REP. OF	794,00	1.548.078	253,50	916.950
	JUMLAH/*TOTAL*	**3.300,72**	**6.444.691**	**3.316,99**	**9.441.128**

MALAYSIA
EKSPORT DAN IMPORT KOMODITI PERIKANAN MENGIKUT NEGARA YANG DITUJUI DAN NEGARA ASAL, 2006
EXPORT AND IMPORT 0F FISHERY COMMODITIES BY COUNTRY OF DESTINATION AND ORIGIN, 2006

S.I.T.C. Kod Komoditi *Commodity Code*	Keterangan Komoditi dan Negara *Description of Commodity and Country*	Eksport/*Export* Kuantiti *Quantity*	Eksport/*Export* Nilai *Value*	Import Kuantiti *Quantity*	Import Nilai *Value*
017100050	**EXTRACTS & JUICES OF MEAT, FISH OR CRUSTACEANS, MOLLUCS OR OTHER AQUATIC INVETEBRATES, WITH HERBS**				
	CHINA PEOPLE'S REPUBLIC OF	0,00	0	6,24	12.480
	SINGAPORE REPUBLIC OF	38,45	389.150	0,00	0
	JUMLAH/*TOTAL*	**38,45**	**389.150**	**6,24**	**12.480**
017100070	**EXTRACTS AND JUICES OF OTHER MEAT, FISH OR CRUSTACEANS, MOLLUSCS OR OTHER AQUATIC INVETEBRATES**				
	BRUNEI DARUSSALAM	15,23	110.717	0,00	0
	INDONESIA REPUBLIC OF	2,00	8.000	0,00	0
	SINGAPORE REPUBLIC OF	9,93	148.354	0,00	0
	JUMLAH/*TOTAL*	**27,15**	**267.071**	**0,00**	**0**
017100100	**EXTRACTS AND JUICES OF MEAT OR FISH EXTRACTS**				
	CHINA PEOPLE'S REPUBLIC OF	0,00	0	22,00	56.155
	FRANCE	0,00	0	19,70	609.120
	HONG KONG	32,49	383.063	0,00	0
	NORWAY	0,00	0	7,15	126.583
	SRI LANKA REPUBLIC OF	6,73	86.455	0,00	0
	JUMLAH/*TOTAL*	**39,22**	**469.518**	**48,85**	**791.858**
017100300	**EXTRACTS AND JUICES OF CRUSTACEANS, MOLLUSCS OR OTHER AQUATIC INVERTEBRATES**				
	CHINA PEOPLE'S REPUBLIC OF	0,00	0	111,54	547.525
	FRANCE	0,00	0	0,30	6.968
	HONG KONG	0,00	0	1,02	5.674
	JAPAN	1,18	78.736	0,00	0
	NORWAY	0,00	0	2,28	54.523
	TAIWAN	1,50	32.358	0,00	0
	UNITED STATES OF AMERICA	1,11	30.584	0,00	0
	JUMLAH/*TOTAL*	**3,79**	**141.678**	**115,14**	**614.690**
098490030	**FISH SAUCE**				
	BRUNEI DARUSSALAM	10,68	72.772	0,00	0
	CHINA PEOPLE'S REPUBLIC OF	0,00	0	1,03	6.813
	SINGAPORE REPUBLIC OF	24,75	204.886	6,20	78.787
	THAILAND	2,25	15.763	2.759,67	3.614.177
	JUMLAH/*TOTAL*	**37,68**	**293.421**	**2.766,90**	**3.699.777**

MALAYSIA
EKSPORT DAN IMPORT KOMODITI PERIKANAN MENGIKUT NEGARA YANG DITUJUI DAN NEGARA ASAL, 2006
EXPORT AND IMPORT 0F FISHERY COMMODITIES BY COUNTRY OF DESTINATION AND ORIGIN, 2006

S.I.T.C. Kod Komoditi *Commodity Code*	Keterangan Komoditi dan Negara *Description of Commodity and Country*	Eksport/*Export*		Import	
		Kuantiti *Quantity*	Nilai *Value*	Kuantiti *Quantity*	Nilai *Value*
098490200	**BELACAN (PRAWN PASTE)**				
	AUSTRALIA	31,16	191.120	0,00	0
	BRUNEI DARUSSALAM	8,63	110.541	0,00	0
	CANADA	8,25	44.433	0,00	0
	CHINA PEOPLE'S REPUBLIC OF	7,61	61.443	0,00	0
	FRANCE	4,74	25.419	0,00	0
	HONG KONG	21,61	141.189	0,00	0
	INDONESIA REPUBLIC OF	223,38	2.094.657	2,19	43.843
	KAMPUCHEA DEMOCRATIC	3,38	43.053	0,00	0
	MYANMAR UNION OF	3,50	7.169	0,00	0
	NETHERLANDS	45,46	532.180	0,00	0
	PHILIPPINES	12,08	83.241	0,00	0
	SINGAPORE REPUBLIC OF	227,45	1.495.511	140,15	765.204
	THAILAND	842,40	498.983	38,75	241.812
	UNITED ARAB EMIRATES	1,80	19.212	0,00	0
	UNITED KINGDOM	18,40	150.914	0,00	0
	UNITED STATES OF AMERICA	6,88	78.909	0,00	0
	VIETNAM SOCIALIST REP. OF	36,60	660.731	0,00	0
	JUMLAH/*TOTAL*	**1.503,32**	**6.238.705**	**181,09**	**1.050.859**
098910070	**STUFFED PASTA, WHETHER /NOT COOKED / OTHERWISE PREPARED, CONT. FISH, CRUSTACAENS/ MOLLUSCS**				
	BRUNEI DARUSSALAM	4,92	22.628	0,00	0
	SINGAPORE REPUBLIC OF	0,00	0	0,51	5.783
	JUMLAH/*TOTAL*	**4,92**	**22.628**	**0,51**	**5.783**
098911200	**PASTA STUFFED WITH FISH**				
	HONG KONG	0,00	0	2,73	12.029
	JUMLAH/*TOTAL*	**0,00**	**0**	**2,73**	**12.029**
098911300	**PASTA STUFFED WITH CRUSTACEANS OR MOLLUSCS**				
	AUSTRALIA	0,00	0	75,39	899.512
	JUMLAH/*TOTAL*	**0,00**	**0**	**75,39**	**899.512**

MALAYSIA
EKSPORT DAN IMPORT KOMODITI PERIKANAN MENGIKUT NEGARA YANG DITUJUI DAN NEGARA ASAL, 2006
EXPORT AND IMPORT 0F FISHERY COMMODITIES BY COUNTRY OF DESTINATION AND ORIGIN, 2006

S.I.T.C. Kod Komoditi *Commodity Code*	**Keterangan Komoditi dan Negara** *Description of Commodity and Country*	**Eksport/***Export*		**Import**	
		Kuantiti *Quantity*	**Nilai** *Value*	**Kuantiti** *Quantity*	**Nilai** *Value*
291150000	**CORAL AND SHELLS, UNWORKED, POWDER AND WASTE THEREOF**				
	AUSTRALIA	1,23	20.760	406,52	519.811
	CHINA PEOPLE'S REPUBLIC OF	0,00	0	0,88	73.242
	HONG KONG	7,76	51.680	0,00	0
	SOUTH AFRICA REPUBLIC OF	0,87	29.130	0,00	0
	SRI LANKA REPUBLIC OF	0,00	0	3,00	22.078
	TAIWAN	0,00	0	1,00	11.554
	JUMLAH/*TOTAL*	**9,87**	**101.570**	**411,40**	**626.685**
291150010	**CORAL AND SIMILAR MATERIAL, UNWORKED OR SIMPLY PREPARED BUT NOT CUT TO SHAPE, POWDER WASTE OF THESE PRODUCT**				
	INDONESIA REPUBLIC OF	0,00	0	5,85	112.333
	PHILIPPINES	0,00	0	100,00	51.923
	JUMLAH/*TOTAL*	**0,00**	**0**	**105,85**	**164.256**
291150030	**SHELLS OF MOLLUSCS, CRUSTACEANS OR ECHINODERMS, UNWORKED OR SIMPLY PREPARED BUT NOT CUT, POWDER AND WASTE**				
	MYANMAR UNION OF	0,18	6.393	0,00	0
	JUMLAH/*TOTAL*	**0,18**	**6.393**	**0,00**	**0**
291169000	**TORTOISE-SHELL, WHALEBONE, HORN, ANTLERS, HOOVES, CLAWS & BEAKS, UNWORKED; POWDER & WASTE OF THEIRS PRODUCTS**				
	CHINA PEOPLE'S REPUBLIC OF	0,00	0	0,03	20.972
	JUMLAH/*TOTAL*	**0,00**	**0**	**0,03**	**20.972**
291960070	**FISH BLADDER, UNFIT FOR HUMAN CONSUMPTION**				
	VIETNAM SOCIALIST REP. OF	0,00	0	4,00	29.838
	JUMLAH/*TOTAL*	**0,00**	**0**	**4,00**	**29.838**

MALAYSIA
EKSPORT DAN IMPORT KOMODITI PERIKANAN MENGIKUT NEGARA YANG DITUJUI DAN NEGARA ASAL, 2006
EXPORT AND IMPORT 0F FISHERY COMMODITIES BY COUNTRY OF DESTINATION AND ORIGIN, 2006

S.I.T.C. Kod Komoditi *Commodity Code*	Keterangan Komoditi dan Negara *Description of Commodity and Country*	Eksport/*Export* Kuantiti *Quantity*	Eksport/*Export* Nilai *Value*	Import Kuantiti *Quantity*	Import Nilai *Value*
291960090	**OTHER PRODUCTS OF FISH OR CRUSTACEANS, MOLLUSCS OR OTHER AQUATIC INVERTEBRATES UNFIT FOR HUMAN CONSUMPTION**				
	INDONESIA REPUBLIC OF	0,00	0	26,32	155.504
	SINGAPORE REPUBLIC OF	0,00	0	0,51	24.005
	THAILAND	200,79	484.750	2,22	87.907
	VIETNAM SOCIALIST REP. OF	0,00	0	1,78	35.350
	JUMLAH/*TOTAL*	**200,79**	**484.750**	**30,83**	**302.766**
291960100	**FISH WASTE**				
	IRAN ISLAMIC REP. OF	7,00	19.182	0,00	0
	JUMLAH/*TOTAL*	**7,00**	**19.182**	**0,00**	**0**
291960900	**OTHER PRODUCTS OF FISH OR CRUSTACEANS, MOLLUSCS OR OTHER AQUATIC INVERTEBRATES**				
	CANADA	0,00	0	0,06	43.830
	CHINA PEOPLE'S REPUBLIC OF	1,54	76.527	65,74	643.256
	HONG KONG	1,15	30.618	6,37	37.752
	INDIA	0,00	0	2,64	11.904
	ITALY	0,00	0	0,41	21.949
	JAPAN	0,00	0	2,00	13.795
	SOUTH AFRICA REPUBLIC OF	0,00	0	4,24	235.337
	SRI LANKA REPUBLIC OF	0,00	0	1,67	25.067
	TAIWAN	0,00	0	1,07	74.329
	UNITED STATES OF AMERICA	0,70	10.891	1,06	71.358
	JUMLAH/*TOTAL*	**3,39**	**118.036**	**85,25**	**1.178.577**
291990000	**OTHER ANIMAL PRODUCTS AND PRODUCTS OF FISH, CRUS., MOLLUSCS/AQUATIC INVTB., UNFIT FOR HUMAN CONSUMPTION**				
	ARGENTINA	0,00	0	150,00	877.790
	AUSTRALIA	0,00	0	115,00	175.393
	CHINA PEOPLE'S REPUBLIC OF	0,00	0	112,99	778.946
	HONG KONG	0,00	0	24,50	41.311
	INDONESIA REPUBLIC OF	0,00	0	0,15	8.250
	JAPAN	0,00	0	32,00	65.115
	NEW ZEALAND	0,00	0	564,35	888.119
	TAIWAN	0,32	6.400	8,50	43.646
	UNITED STATES OF AMERICA	0,00	0	203,24	1.221.929
	JUMLAH/*TOTAL*	**0,32**	**6.400**	**1.210,72**	**4.100.499**

MALAYSIA
EKSPORT DAN IMPORT KOMODITI PERIKANAN MENGIKUT NEGARA YANG DITUJUI DAN NEGARA ASAL, 2006
EXPORT AND IMPORT 0F FISHERY COMMODITIES BY COUNTRY OF DESTINATION AND ORIGIN, 2006

S.I.T.C. Kod Komoditi *Commodity Code*	Keterangan Komoditi dan Negara *Description of Commodity and Country*	Eksport/*Export*		Import	
		Kuantiti *Quantity*	Nilai *Value*	Kuantiti *Quantity*	Nilai *Value*
292960010	**CARRAGEENAN**				
	INDONESIA REPUBLIC OF	1,20	15.300	0,20	5.589
	PHILIPPINES	0,00	0	23,55	582.467
	SINGAPORE REPUBLIC OF	5,16	77.533	0,00	0
	THAILAND	0,10	7.424	1,00	26.609
	JUMLAH/*TOTAL*	**6,46**	**100.257**	**24,75**	**614.665**
292961000	**AGAR-AGAR**				
	BRUNEI DARUSSALAM	0,56	30.200	0,00	0
	CHILE	0,00	0	10,42	997.247
	CHINA PEOPLE'S REPUBLIC OF	0,00	0	524,20	19.901.773
	GERMANY FEDERAL REPUBLIC OF	0,00	0	0,50	13.029
	GREECE	0,00	0	0,36	9.216
	HONG KONG	0,00	0	5,79	174.263
	INDIA	0,00	0	5,60	315.792
	INDONESIA REPUBLIC OF	1,38	47.250	48,52	552.357
	IRELAND	0,00	0	1,50	52.675
	ITALY	0,00	0	0,80	53.519
	JAPAN	0,00	0	19,37	873.282
	MAURITIUS	0,39	18.940	0,00	0
	MYANMAR UNION OF	0,65	17.840	0,00	0
	SINGAPORE REPUBLIC OF	2,42	133.322	2,10	179.869
	TAIWAN	0,00	0	7,90	251.649
	UNITED KINGDOM	0,10	8.588	0,00	0
	UNITED STATES OF AMERICA	0,00	0	1,49	467.006
	VIETNAM SOCIALIST REP. OF	2,20	13.051	0,90	18.008
	JUMLAH/*TOTAL*	**7,70**	**269.191**	**629,45**	**23.859.685**
292970000	**SEAWEEDS AND OTHER ALGAE**				
	AUSTRALIA	3,09	14.050	0,00	0
	CHINA PEOPLE'S REPUBLIC OF	47,82	96.872	188,61	1.831.370
	GERMANY FEDERAL REPUBLIC OF	0,00	0	3,12	629.949
	HONG KONG	0,00	0	5,22	36.890
	INDIA	0,00	0	0,80	36.366
	JAPAN	60,00	857.611	11,67	789.024
	KOREA REP. OF	46,11	231.892	9,18	129.496
	NEW ZEALAND	0,00	0	0,15	5.486
	TAIWAN	14,48	1.109.776	124,53	7.641.070
	UNITED KINGDOM	792,15	8.717.334	36,14	525.676
	UNITED STATES OF AMERICA	0,00	0	2,75	205.299
	JUMLAH/*TOTAL*	**963,65**	**11.027.535**	**382,18**	**11.830.626**

MALAYSIA
EKSPORT DAN IMPORT KOMODITI PERIKANAN MENGIKUT NEGARA YANG DITUJUI DAN NEGARA ASAL, 2006
EXPORT AND IMPORT 0F FISHERY COMMODITIES BY COUNTRY OF DESTINATION AND ORIGIN, 2006

S.I.T.C. Kod Komoditi *Commodity Code*	**Keterangan Komoditi dan Negara** *Description of Commodity and Country*	**Eksport/***Export*		**Import**	
		Kuantiti *Quantity*	**Nilai** *Value*	**Kuantiti** *Quantity*	**Nilai** *Value*
292970010	**FRESH, CHILLED OR DRIED OF SEAWEEDS AND OTHER ALGAE, USED IN DYEING, TANNING, PERFUMERY, PHARMACY/ INSECTICIDAL**				
	INDONESIA REPUBLIC OF	3,50	70.007	16,50	83.430
	KAMPUCHEA DEMOCRATIC	0,00	0	47,64	504.328
	THAILAND	0,02	799	0,00	0
	JUMLAH/*TOTAL*	**3,52**	**70.806**	**64,14**	**587.758**
292970030	**SEAWEEDS AND OTHER ALGAE: OTHER, FRESH, CHILLED OR DRIED, UNFIT FOR HUMAN CONSUMPTION**				
	INDONESIA REPUBLIC OF	0,00	0	345,28	1.369.640
	KAMPUCHEA DEMOCRATIC	0,00	0	15,72	165.390
	PHILIPPINES	0,00	0	468,00	1.035.200
	SINGAPORE REPUBLIC OF	0,10	7.254	0,00	0
	THAILAND	0,00	0	0,25	8.644
	JUMLAH/*TOTAL*	**0,10**	**7.254**	**829,25**	**2.578.874**
292970050	**SEAWEEDS AND OTHER ALGAE: NOT ELSEWHERE SPECIFIED OR INCLUDED**				
	INDONESIA REPUBLIC OF	5,00	74.978	153,20	1.318.606
	KAMPUCHEA DEMOCRATIC	0,00	0	15,72	163.199
	PHILIPPINES	44,00	484.000	7,60	10.260
	SINGAPORE REPUBLIC OF	1,20	13.126	0,00	0
	THAILAND	0,13	5.835	6,49	311.406
	JUMLAH/*TOTAL*	**50,33**	**577.939**	**183,02**	**1.803.471**
592240910	**FISH GLUE**				
	SRI LANKA REPUBLIC OF	0,66	24.901	0,00	0
	JUMLAH/*TOTAL*	**0,66**	**24.901**	**0,00**	0
667110000	**NATURAL PEARLS**				
	HONG KONG	0,00	0	0,05	188.925
	JAPAN	0,00	0	0,01	33.635
	JUMLAH/*TOTAL*	**0,00**	**0**	**0,06**	**222.560**

MALAYSIA
EKSPORT DAN IMPORT KOMODITI PERIKANAN MENGIKUT NEGARA YANG DITUJUI DAN NEGARA ASAL, 2006
EXPORT AND IMPORT 0F FISHERY COMMODITIES BY COUNTRY OF DESTINATION AND ORIGIN, 2006

S.I.T.C. Kod Komoditi *Commodity Code*	Keterangan Komoditi dan Negara *Description of Commodity and Country*	Eksport/*Export* Kuantiti *Quantity*	Eksport/*Export* Nilai *Value*	Import Kuantiti *Quantity*	Import Nilai *Value*
667110010	**GRADED & TEMPORARILY STRUNG FOR CONVENIENCE OF TRANSPORT FOR GRADED PEARLS**				
	SINGAPORE REPUBLIC OF	4,20	1.036.295	0,01	139.395
	JUMLAH/*TOTAL*	**4,20**	**1.036.295**	**0,01**	**139.395**
667110030	**OTHER NATURAL PEARLS**				
	SINGAPORE REPUBLIC OF	0,00	0	0,10	545.603
	JUMLAH/*TOTAL*	**0,00**	**0**	**0,10**	**545.603**
667120000	**CULTURED PEARLS, UNWORKED**				
	CHINA PEOPLE'S REPUBLIC OF	0,00	0	0,00	39.303
	GERMANY FEDERAL REPUBLIC OF	0,00	0	0,01	79.619
	JAPAN	0,00	0	0,09	121.765
	SINGAPORE REPUBLIC OF	0,00	0	0,21	3.862.066
	UNITED KINGDOM	0,00	0	0,00	95.538
	JUMLAH/*TOTAL*	**0,00**	**0**	**0,30**	**4.198.291**
667130000	**CULTURED PEARLS, WORKED**				
	AUSTRALIA	0,00	0	0,00	17.464
	CHINA PEOPLE'S REPUBLIC OF	0,00	0	0,00	19.429
	GERMANY FEDERAL REPUBLIC OF	0,00	0	0,06	103.271
	HONG KONG	0,00	0	0,42	544.465
	JAPAN	0,32	4.684.573	0,23	5.396.461
	SINGAPORE REPUBLIC OF	0,00	0	0,00	41.328
	UNITED KINGDOM	0,00	0	0,11	687.318
	UNITED STATES OF AMERICA	0,00	0	0,12	144.321
	JUMLAH/*TOTAL*	**0,32**	**4.684.573**	**0,93**	**6.954.057**
667130010	**GRADED & TEMPORARILY STRUNG FOR CONVENIENCE OF TRANSPORT FOR WORKED CULTURED PEARLS**				
	SINGAPORE REPUBLIC OF	0,00	0	0,41	751.906
	JUMLAH/*TOTAL*	**0,00**	**0**	**0,41**	**751.906**
667130030	**OTHER CULTURED PEARLS, WORKED**				
	SINGAPORE REPUBLIC OF	0,00	0	0,88	2.579.341
	JUMLAH/*TOTAL*	**0,00**	**0**	**0,88**	**2.579.341**
JUMLAH BESAR / *GRAND TOTAL*		**270.773,86**	**2.365.917.864**	**435.616,27**	**2.148.521.434**

Nota (*Note*) :

Jumlah besar adalah dalam unit kuantiti, tan metrik dan nilai dalam RM
(Grand total is in unit quantity, tonnes and value in RM)

Jumlah angka-angka komponen mungkin tidak bersamaan dengan angka jumlah kecil atau jumlah besar disebabkan pembundaran
(*The sum of the component figures may not tally with the sub-total or total figures due to rounding)*

……..

MALAYSIA

KUANTITI DAN NILAI EKSPORT/ IMPORT KOMODITI PERIKANAN KESELURUHAN MENGIKUT NEGARA YANG DITUJUI DAN NEGARA ASAL, 2006

GRAND TOTAL OF QUANTITY AND VALUE OF EXPORT / IMPORT FISHERY COMMODITIES BY COUNTRY OF DESTINATION AND ORIGIN, 2006

Kuantiti dalam Tan Metrik dan Nilai dalam RM

(Quantity in Tonnes and Value in RM)

Negara yang Ditujui / Asal *Country of Destination / Origin*	**Eksport**/Export		**Import**	
	Kuantiti *Quantity*	**Nilai** *Value*	**Kuantiti** *Quantity*	**Nilai** *Value*
Algeria	111,19	955.737	0,00	0
Argentina	0,00	0	495,29	4.191.800
Australia	6.441,25	94.688.981	1.275,58	15.974.834
Austria	4,37	75.728	0,00	0
Bahrain	26,32	263.723	163,64	650.909
Bangladesh	1.543,22	2.211.938	1.674,78	33.642.513
Belgium	2.445,87	43.257.130	1,00	43.983
Brazil	12,84	138.120	1,90	137.807
Brunei Darussalam	1.695,40	13.613.661	2,74	44.474
Cambodia	5,13	54.441	79,30	847.892
Canada	610,36	9.660.347	353,04	6.208.036
Chile	0,00	0	3.315,93	22.733.196
China People's Republic Of	26.410,78	128.757.941	58.336,17	472.007.554
Christmas Island (Indian Ocean)	2,85	29.360	0,00	0
Colombia	0,00	0	44,52	641.253
Cyprus	243,65	3.134.673	0,00	0
Czech Republic	19,52	60.197	0,04	3.721
Denmark	1.588,36	27.287.497	865,67	8.487.299
Dominican Republic	23,99	122.512	0,00	0
Egypt	124,15	3.501.065	57,16	86.795
Finland	23,94	118.764	0,00	0
France	4.328,44	96.753.482	236,17	10.752.358
French Polynesia	15,81	122.441	0,00	0
Gabon	1,21	8.925	0,00	0
Germany Federal Republic Of	1.464,00	21.507.862	723,78	6.259.696
Ghana	19,52	33.815	0,00	0
Greece	429,00	5.490.840	0,36	9.216
Guam	2,71	243.780	0,00	0
Hong Kong	6.888,68	106.810.274	2.594,74	18.615.877
Hungary	21,67	262.856	0,00	0
Iceland	17,24	120.876	5,95	179.768
India	101,39	822.529	13.419,16	120.165.248
Indonesia Republic Of	17.988,09	43.238.988	43.102,28	249.134.673
Iran Islamic Rep. Of	1.681,95	6.042.184	0,00	0
Ireland	1,61	6.929	6,12	169.426
Italy	19.841,31	247.984.867	170,16	2.391.994
Japan	15.788,43	227.617.658	3.007,80	38.565.596
Jordan	9,42	98.136	0,00	0

MALAYSIA
KUANTITI DAN NILAI EKSPORT/ IMPORT KOMODITI PERIKANAN KESELURUHAN
MENGIKUT NEGARA YANG DITUJUI DAN NEGARA ASAL, 2006
GRAND TOTAL OF QUANTITY AND VALUE OF EXPORT / IMPORT FISHERY COMMODITIES
BY COUNTRY OF DESTINATION AND ORIGIN, 2006
Kuantiti dalam Tan Metrik dan Nilai dalam RM
(Quantity in Tonnes and Value in RM)

Negara yang Ditujui / Negara Asal *Country of Destination / Origin*	**Eksport**/Export		**Import**	
	Kuantiti *Quantity*	**Nilai** *Value*	**Kuantiti** *Quantity*	**Nilai** *Value*
Kazakhstan	3,84	22.785	0,00	0
Kenya	0,00	0	172,82	2.844.973
Korea Rep. Of	7.393,45	28.608.000	1.492,29	9.806.468
Kuwait	82,65	886.491	0,00	0
Lebanon	254,37	2.582.813	0,00	0
Lithuania	503,73	3.045.627	0,00	0
Luxembourg	8,17	81.001	0,00	0
Macau	0,30	11.205	0,28	14.921
Madagascar	0,00	0	1,38	38.418
Maldives	14,82	176.391	38,78	159.845
Malta	7,48	94.997	0,00	0
Mauritius	399,97	2.465.890	1.025,75	11.477.813
Mexico	0,00	0	5.995,93	22.517.035
Mongolia, People's Rep. Of	0,00	0	20,90	131.846
Morocco	1,38	16.604	66,03	277.988
Myanmar Union Of	81,58	199.886	16.249,72	118.495.261
Namibia	0,00	0	225,05	2.587.376
Nauru	2,95	5.485	0,00	0
Netherlands	2.714,99	47.319.690	1.068,08	11.905.262
New Caledonia	58,99	395.056	0,00	0
New Zealand	300,41	3.687.912	1.725,39	13.043.800
Nigeria	0,00	0	4,83	108.575
Norway	6,97	81.465	1.087,92	30.624.730
Oman	0,00	0	419,18	1.673.610
Pakistan	22,92	382.784	12.223,83	46.103.837
Panama	0,00	0	1.374,94	22.452.638
Papua New Guinea	573,65	3.309.965	7,99	195.252
Peru	0,00	0	2.532,88	10.147.411
Philippines	1.213,01	3.251.332	1.791,56	7.582.319
Poland	124,81	2.262.563	0,00	0
Portugal	908,41	8.015.314	0,40	33.076
Puerto Rico	107,36	1.509.596	0,00	0
Qatar	34,79	416.005	0,00	0
Reunion Islands	68,72	665.564	24,93	1.433.174
Romania	35,30	498.415	0,00	0
Russian Federation	416,89	1.728.220	0,00	0
Saudi Arabia	388,61	2.132.466	72,39	864.284
Seychelles	0,00	0	3,48	64.175

Samb. (*cont'd*)

MALAYSIA
KUANTITI DAN NILAI EKSPORT/ IMPORT KOMODITI PERIKANAN KESELURUHAN
MENGIKUT NEGARA YANG DITUJUI DAN NEGARA ASAL, 2006
GRAND TOTAL OF QUANTITY AND VALUE OF EXPORT / IMPORT FISHERY COMMODITIES
BY COUNTRY OF DESTINATION AND ORIGIN, 2006
Kuantiti dalam Tan Metrik dan Nilai dalam RM
(Quantity in Tonnes and Value in RM)

Negara yang Ditujui / Asal *Country of Destination / Origin*	**Eksport**/Export		**Import**	
	Kuantiti *Quantity*	**Nilai** *Value*	**Kuantiti** *Quantity*	**Nilai** *Value*
Singapore Republic Of	49.397,37	304.594.247	2.243,58	32.460.985
Solomon Islands	50,83	304.329	0,00	0
South Africa Republic Of	186,22	2.397.214	4.284,93	27.578.712
Spain	3.650,53	44.001.175	417,36	2.659.449
Sri Lanka Republic Of	73,22	362.727	20,27	268.539
Sudan	0,01	216	0,00	0
Sweden	11,90	116.246	12,03	458.937
Switzerland	12,23	59.532	11,94	121.665
Syrian Arab Repbulic	3,24	47.560	0,00	0
Taiwan	10.075,95	39.871.295	7.719,37	58.096.450
Tanzania United Rep. Of	3,61	31.089	0,42	10.682
Thailand	29.339,38	59.075.004	210.171,32	441.806.387
Tunisia	11,14	132.541	0,00	0
Turkey	18,85	199.488	0,00	0
Uganda **	0,00	0	0,00	6
Ukraine	13,00	107.746	0,00	0
United Arab Emirates	1.615,08	8.041.446	1.113,49	4.453.021
United Kingdom	6.192,55	75.492.923	84,62	2.113.872
United States Of America	34.282,37	582.148.704	9.992,01	51.204.317
Uruguay	1,88	20.760	127,84	4.390.217
Uzbekistan	1,39	16.850	0,00	0
Venezuela	0,00	0	107,14	390.198
Vietnam Socialist Rep. Of	10.117,58	49.476.396	16.990,20	178.387.896
Wallis And Futuna Islands	17,45	118.078	0,00	0
Yemen Rep. Of	0,00	0	4.759,75	17.590.096
Yugoslavia, Fed. Rep. Of	11,74	123.967	0,00	0
Other Countries, N.E.S.	22,15	226.552	0,00	0
JUMLAH / *TOTAL*	**270.773,86**	**2.365.917.864**	**435.616,27**	**2.148.521.434**

** **Kuantiti filet ikan beku yang diimport dari negara Uganda adalah kurang daripada 0.01 tan metrik**
The quantity of frozen fillets imported from Uganda is less than 0.01 tonne

MALAYSIA

EKSPORT DAN IMPORT KOMODITI PERIKANAN MENGIKUT SEMUA NEGARA YANG DITUJUI DAN NEGARA ASAL, 2006

EXPORT AND IMPORT OF FISHERY COMMODITIES BY ALL COUNTRIES OF DESTINATION AND ORIGIN, 2006

Kuantiti dalam Tan Metrik dan Nilai dalam RM

(Quantity in Tonnes and Value in RM)

S.I.T.C. Kod Komoditi *Commodity Code*	Keterangan Komoditi dan Negara *Description of Commodity and Country*	Eksport/*Export* Kuantiti *Quantity*	Eksport/*Export* Nilai *Value*	Import Kuantiti *Quantity*	Import Nilai *Value*
	ALGERIA				
034111900	OTHER ORNAMENTAL FISH, OTHER THAN FRY, ALIVE	89,08	858.940	0,00	0
034113900	EELS (ANGUILLA SPP.), OTHER THAN FRY, ALIVE	0,40	4.000	0,00	0
034114900	CARP, OTHER THAN FRY, ALIVE	9,72	69.547	0,00	0
035130100	IKAN BILIS, DRIED, WHETHER OR NOT SALTED BUT NOT SMOKED	12,00	23.250	0,00	0
	JUMLAH/*TOTAL*	**111,19**	**955.737**	**0,00**	**0**
	ARGENTINA				
034250000	COD, EXCLUDING LIVERS AND ROES, FROZEN	0,00	0	25,50	300.900
034400100	FROZEN FILLETS	0,00	0	205,22	2.519.505
034550000	OTHER FISH MEAT (WHETHER OR NOT MINCED), FRESH, CHILLED OR FROZEN	0,00	0	0,02	49
035130300	SHARKS' FINS, DRIED, WHETHER OR NOT SALTED BUT NOT SMOKED	0,00	0	0,59	6.572
036371200	CUTTLEFISH AND SQUID, DRIED, SALTED OR IN BRINE	0,00	0	104,87	395.704
037220210	CUTTLE FISH, IN AIRTIGHT CONTAINERS, PREPARED OR PRESERVED	0,00	0	0,60	5.899
037220290	CUTTLE FISH, OTHER THAN IN AIRTIGHT CONTAINERS, PREPARED OR PRESERVED	0,00	0	3,50	31.456
037220990	OTHER AQUATIC INVERTEBRATES, OTHER THAN IN AIRTIGHT CONTAINERS, PREPARED OR PRESERVED	0,00	0	5,00	53.925
291990000	OTHER ANIMAL PRODUCTS AND PRODUCTS OF FISH, CRUS., MOLLUSCS/AQUATIC INVTB., UNFIT FOR HUMAN CONSUMPTION	0,00	0	150,00	877.790
	JUMLAH/*TOTAL*	**0,00**	**0**	**495,29**	**4.191.800**
	AUSTRALIA				
034111100	ORNAMENTAL FISH, FRY, ALIVE	8,17	779.890	0,73	40.647
034111900	OTHER ORNAMENTAL FISH, OTHER THAN FRY, ALIVE	247,95	1.769.205	2,01	39.187
034114900	CARP, OTHER THAN FRY, ALIVE	2,39	30.750	0,00	0
034119000	OTHER LIVE FISH, OTHER THAN TROUT, EELS OR CARP	0,00	0	3,41	155.756
034121000	TROUT, EXCLUDING LIVERS AND ROES, FRESH OR CHILLED	0,00	0	1,27	50.559
034122000	PACIFIC SALMON, ATLANTIC SALMON AND DANUBE SALMON, EXCL.LIVERS AND ROES, FRESH OR CHILLED	0,00	0	3,25	106.205
034129000	OTHER SALMONIDAE, EXCL. LIVERS AND ROES, FRESH OR CHILLED	0,00	0	3,61	89.703
034133000	SOLE (SOLEA SPP), EXCLUDING LIVERS AND ROES, FRESH OR CHILLED	0,00	0	0,04	1.039
034139000	OTHER FLAT FISH, EXCL.LIVERS AND ROES, FRESH OR CHILLED	0,00	0	0,08	8.178
034151000	HERRINGS, EXCLUDING LIVERS AND ROES, FRESH OR CHILLED	0,00	0	0,50	34.944
034159000	SARDINES, EXCLUDING LIVERS AND ROES, FRESH OR CHILLED	0,00	0	0,01	745

Samb. (*Cont'd*)

MALAYSIA

EKSPORT DAN IMPORT KOMODITI PERIKANAN MENGIKUT SEMUA NEGARA YANG DITUJUI DAN NEGARA ASAL, 2006

EXPORT AND IMPORT OF FISHERY COMMODITIES BY ALL COUNTRIES OF DESTINATION AND ORIGIN, 2006

S.I.T.C. Kod Komoditi *Commodity*	Keterangan Komoditi dan Negara *Description of Commodity and Country*	Eksport/*Export* Kuantiti	Eksport/*Export* Nilai	Import Kuantiti	Import Nilai

Code		Quantity	Value	Quantity	Value
	AUSTRALIA				
034184000	EELS (ANGUILLA SPP), EXCLUDING LIVERS AND ROES, FRESH OR CHILLED	0,00	0	0,04	1.511
034189000	OTHER FISH, EXCLUDING LIVERS AND ROES, FRESH OR CHILLED	0,00	0	5,95	237.040
034190000	LIVERS AND ROES, FRESH OR CHILLED	0,00	0	0,56	61.806
034210900	OTHER PACIFIC SALMON	1,06	29.115	0,00	0
034211100	SOCKEYE SALMON (RED SALMON)	0,00	0	0,25	11.797
034212000	TROUT, EXCLUDING LIVERS AND ROES, FROZEN	0,00	0	0,62	32.608
034223000	SOLE (SOLEA SPP), EXCL. LIVERS AND ROES, FROZEN	0,00	0	0,05	2.409
034229000	OTHER FLAT FISH, EXCL. LIVERS AND ROES, FROZEN	0,00	0	0,34	10.437
034232000	YELLOWFIN TUNAS, EXCL LIVERS AND ROES, FROZEN	6,00	103.499	0,00	0
034239000	OTHER TUNAS, EXCLUDING LIVERS AND ROES, FROZEN	16,80	16.800	0,00	0
034249000	SARDINES, EXCLUDING LIVERS AND ROES, FROZEN	155,98	308.292	0,00	0
034250000	COD, EXCLUDING LIVERS AND ROES, FROZEN	0,44	3.800	0,03	1.702
034260000	MACKEREL, EXCLUDING LIVERS AND ROES, FROZEN	0,00	0	14,70	32.985
034281000	HADDOCK, EXCLUDING LIVERS AND ROES, FROZEN	0,00	0	0,09	2.544
034285000	SEA BASS, EXCLUDING LIVERS AND ROES, FROZEN	0,00	0	25,34	1.303.441
034289000	OTHER FISH, EXCLUDING LIVERS AND ROES, FROZEN	395,16	1.123.960	95,63	646.258
034400100	FROZEN FILLETS	19,17	350.153	32,39	390.819
034510000	FISH FILLETS, FRESH OR CHILLED	0,00	0	1,31	55.723
034550000	OTHER FISH MEAT (WHETHER OR NOT MINCED), FRESH, CHILLED OR FROZEN	41,90	641.020	0,00	0
035120100	MARINE FISH FILLETS, DRIED, SALTED OR IN BRINE, BUT NOT SMOKED	1,54	43.056	0,00	0
035130100	IKAN BILIS, DRIED, WHETHER OR NOT SALTED BUT NOT SMOKED	27,94	231.599	0,00	0
035130910	OTHER MARINE FISH, DRIED, WHETHER OR NOT SALTED BUT NOT SMOKED	0,45	9.300	0,00	0
035220000	ANCHOVIES, SALTED BUT NOT DRIED OR SMOKED AND IN BRINE	4,77	99.611	0,00	0
035299200	SHARKS' FINS, SALTED BUT NOT DRIED OR SMOKED AND IN BRINE	0,15	8.706	0,00	0
035299920	OTHER FRESHWATER FISH, SALTED BUT NOT DRIED OR SMOKED AND IN BRINE	1,04	7.772	0,00	0
035309000	OTHER SMOKED FISH, NCLUDING FILLETS	0,18	5.263	0,00	0
035400220	LIVERS AND ROES, DRIED, SALTED OR IN BRINE, OF SALMON	3,29	39.261	0,00	0
035400320	LIVERS AND ROES, DRIED, SALTED OR IN BRINE, OF OTHER MARINE FISH	0,40	9.200	0,00	0
035400420	LIVERS AND ROES, DRIED, SALTED OR IN BRINE, OF FRESHWATER FISH	0,50	5.782	0,00	0
036110000	SHRIMPS AND PRAWNS, FIT FOR HUMAN CONSUMPTION, FROZEN	412,71	9.916.186	98,68	2.413.701
036191000	ROCK LOBSTER AND OTHER SEA CRAWFISH, FROZEN	16,84	451.658	0,43	40.602
036192000	LOBSTERS (HOMARUS SPP.), FROZEN	0,60	22.800	10,41	1.161.909
036193000	CRABS, FROZEN	40,66	720.837	0,86	80.733
036201900	ROCK LOBSTER & OTHER SEA CRAWFISH, NOT FROZEN	0,00	0	2,13	247.546
036202900	LOBSTERS, O/T IN SHELL, NOT FROZEN	0,00	0	10,46	1.410.083

Samb. (*Cont'd*)

MALAYSIA

EKSPORT DAN IMPORT KOMODITI PERIKANAN MENGIKUT SEMUA NEGARA YANG DITUJUI DAN NEGARA ASAL, 2006

EXPORT AND IMPORT OF FISHERY COMMODITIES BY ALL COUNTRIES OF DESTINATION AND ORIGIN, 2006

S.I.T.C. Kod Komoditi *Commodity Code*	**Keterangan Komoditi dan Negara** *Description of Commodity and Country*	**Eksport/***Export*		**Import**	
		Kuantiti *Quantity*	**Nilai** *Value*	**Kuantiti** *Quantity*	**Nilai** *Value*
	AUSTRALIA				
036203110	SHRIMPS AND PRAWNS, IN SHELL COOKED BY STEAMING OR BY BOILING IN WATER, DRIED, SALTED OR IN BRINE, IN AIRTIGHT CTR	0,06	2.624	0,00	0
036203190	SHRIMPS, O/T IN SHELL, NOT FROZEN	1,72	33.554	0,00	0
036203910	SHRIMPS AND PRAWN, O/T IN SHELL FRESH OR	0,00	0	0,20	2.485
036203990	SHRIMPS AND PRAWN, O/T IN SHELL, O/T FRESH OR CHILLED	0,96	12.502	0,02	2.433

036204900	CRABS, O/T IN SHELL, NOT FROZEN	30,82	624.260	9,78	1.012.865
036310000	OYSTERS, LIVE, FRESH, CHILLED, FROZEN, DRIED, SALTED OR IN BRINE	0,00	0	4,10	46.035
036351000	SCALLOPS, LIVE, FRESH OR CHILLED	0,00	0	1,90	152.511
036371100	CUTTLE FISH AND SQUID, FROZEN	461,54	5.181.368	14,51	181.672
036371200	CUTTLEFISH AND SQUID, DRIED, SALTED OR IN BRINE	0,50	23.950	0,00	0
036372100	OCTOPUS, FROZEN	329,27	2.986.200	2,50	198.517
036391100	SCALLOPS, FROZEN	1,00	16.828	77,78	2.651.334
036392100	MUSSELS, FROZEN	0,90	9.000	0,00	0
036393190	OTHER MOLLUSCS INCL. FLOURS, MEALS AND PELLETS OF AQUATIC INVERTEBRATES O/T CRUSTACEANS FIT FOR HUMAN CONSUMPTION	0,53	28.475	0,00	0
036399900	OTHER AQUATIC INVERTEBRATES OTHER THAN CRUSTACEANS AND MOLLUSCS	2,49	36.600	0,00	0
037110000	SALMON, WHOLE OR IN PIECES, BUT NOT MINCED	1,50	6.754	0,00	0
037122110	SARDINES, WHOLE OR IN PIECES, BUT NOT MINCED, IN AIRTIGHT CONTAINERS	57,53	590.311	0,00	0
037122190	SARDINES, WHOLE OR IN PIECES, BUT NOT MINCED, O/T IN AIRTIGHT CONTAINERS	0,40	12.568	0,00	0
037130110	TUNAS, WHOLE OR IN PIECES, BUT NOT MINCED, IN AIRTIGHT CONTAINERS	75,31	1.029.954	0,00	0
037140100	MACKEREL, WHOLE OR IN PIECES, BUT NOT MINCED, IN AIRTIGHT CONTAINERS	96,54	573.745	0,00	0
037151100	ANCHOVIES, WHOLE OR IN PIECES, BUT NOT MINCED, IN AIRTIGHT CONTAINERS	9,00	70.548	0,00	0
037159990	OTHER FISH, WHOLE OR IN PIECES, BUT NOT MINCED, OTHER THAN IN AIRTIGHT CONTAINERS	2.004,07	34.100.547	0,00	0
037160100	OTHER PREPARED OR PRESERVED FISH, IN AIRTIGHT CONTAINERS	64,15	493.396	0,00	0
037160920	FISH PASTE AND SIMILAR PREPARATIONS	53,94	504.936	0,00	0
037160990	OTHER PREPARED OR PRESERVED FISH, OTHER THAN IN AIRTIGHT CONTAINERS	37,38	357.645	0,00	0
037211900	CRABS, OTHER THAN IN AIRTIGHT CONTAINERS, PREPARED OR PRESERVED	2,44	20.011	0,00	0
037212900	SHRIMPS AND PRAWNS OTHER THAN IN AIRTIGHT CONTAINERS, PREPARED OR PRESERVED	673,73	12.916.261	0,00	0
037220110	ABALONE, IN AIRTIGHT CONTAINERS, PREPARED OR PRESERVED	0,00	0	17,08	413.353
037220210	CUTTLE FISH, IN AIRTIGHT CONTAINERS, PREPARED OR PRESERVED	5,69	36.831	0,22	5.451
037220290	CUTTLE FISH, OTHER THAN IN AIRTIGHT CONTAINERS, PREPARED OR PRESERVED	1.067,60	17.541.193	0,00	0

Samb. (*Cont'd*)

MALAYSIA

EKSPORT DAN IMPORT KOMODITI PERIKANAN MENGIKUT SEMUA NEGARA YANG DITUJUI DAN NEGARA ASAL, 2006

EXPORT AND IMPORT OF FISHERY COMMODITIES BY ALL COUNTRIES OF DESTINATION AND ORIGIN, 2006

S.I.T.C.		**Eksport/***Export*		**Import**	
Kod Komoditi *Commodity Code*	**Keterangan Komoditi dan Negara** *Description of Commodity and Country*	**Kuantiti** *Quantity*	**Nilai** *Value*	**Kuantiti** *Quantity*	**Nilai** *Value*
	AUSTRALIA				
037220890	OTHER MOLLUSCS, OTHER THAN IN AIRTIGHT CONTAINERS, PREPARED OR PRESERVED	18,35	499.770	0,00	0
037220990	OTHER AQUATIC INVERTEBRATES, OTHER THAN IN AIRTIGHT CONTAINERS, PREPARED OR PRESERVED	2,16	20.683	0,00	0
081420100	FLOURS, MEALS & PELLETS, OF FISH MEAL, UNFIT FOR HUMAN CONSUMPTION	0,00	0	235,20	996.474
098490200	BELACAN (PRAWN PASTE)	31,16	191.120	0,00	0
098911300	PASTA STUFFED WITH CRUSTACEANS OR MOLLUSCS	0,00	0	75,39	899.512
291150000	CORAL AND SHELLS, UNWORKED, POWDER AND WASTE THEREOF	1,23	20.760	406,52	519.811
291990000	OTHER ANIMAL PRODUCTS AND PRODUCTS OF FISH, CRUS., MOLLUSCS/AQUATIC INVTB., UNFIT FOR HUMAN CONSUMPTION	0,00	0	115,00	175.393
292970000	SEAWEEDS AND OTHER ALGAE	3,09	14.050	0,00	0
411120900	FATS AND OILS OF FISH, OTHER THAN LIVER OILS, NOT CHEMICALLY MODIFIED	0,10	5.022	0,23	26.907
667130000	CULTURED PEARLS, WORKED	0,00		0,00	17.464
	JUMLAH/*TOTAL*	**6.441,25**	**94.688.981**	**1.275,58**	**15.974.834**

	AUSTRIA				
034111900	OTHER ORNAMENTAL FISH, OTHER THAN FRY, ALIVE	4,28	74.778	0,00	0
034114900	CARP, OTHER THAN FRY, ALIVE	0,10	950	0,00	0
	JUMLAH/*TOTAL*	4,37	75.728	0,00	0
	BAHRAIN				
034111900	OTHER ORNAMENTAL FISH, OTHER THAN FRY, ALIVE	22,74	224.320	0,00	0
034114900	CARP, OTHER THAN FRY, ALIVE	1,65	11.133	0,00	0
034289000	OTHER FISH, EXCLUDING LIVERS AND ROES, FROZEN	0,00		163,64	650.909
036203190	SHRIMPS, O/T IN SHELL, NOT FROZEN	0,00	4	0,00	0
037159990	OTHER FISH, WHOLE OR IN PIECES, BUT NOT MINCED, OTHER THAN IN AIRTIGHT CONTAINERS	1,93	28.266	0,00	0
	JUMLAH/*TOTAL*	**26,32**	**263.723**	**163,64**	**650.909**
	BANGLADESH				
034189000	OTHER FISH, EXCLUDING LIVERS AND ROES, FRESH OR CHILLED	0,00	0	5,09	209.893
034260000	MACKEREL, EXCLUDING LIVERS AND ROES, FROZEN	0,00	0	25,00	78.789
034289000	OTHER FISH, EXCLUDING LIVERS AND ROES, FROZEN	16,46	124.248	0,00	0
034550000	OTHER FISH MEAT (WHETHER OR NOT MINCED), FRESH, CHILLED OR FROZEN	9,58	46.276	0,00	0
036110000	SHRIMPS AND PRAWNS, FIT FOR HUMAN CONSUMPTION, FROZEN	0,00	0	75,20	934.782
036192000	LOBSTERS (HOMARUS SPP.), FROZEN	0,00	0	1,66	75.687
036193000	CRABS, FROZEN	0,00	0	19,51	313.800
036203190	SHRIMPS, O/T IN SHELL, NOT FROZEN	6,07	24.596	0,00	0
036204900	CRABS, O/T IN SHELL, NOT FROZEN	0,00	0	1.548,31	32.029.562

Samb. (*Cont'd*)

MALAYSIA

EKSPORT DAN IMPORT KOMODITI PERIKANAN MENGIKUT SEMUA NEGARA YANG DITUJUI DAN NEGARA ASAL, 2006

EXPORT AND IMPORT OF FISHERY COMMODITIES BY ALL COUNTRIES OF DESTINATION AND ORIGIN, 2006

S.I.T.C. Kod Komoditi *Commodity Code*	**Keterangan Komoditi dan Negara** *Description of Commodity and Country*	**Eksport/***Export* **Kuantiti** *Quantity*	**Eksport/***Export* **Nilai** *Value*	**Import Kuantiti** *Quantity*	**Import Nilai** *Value*
	BANGLADESH				
081420100	FLOURS, MEALS & PELLETS, OF FISH MEAL, UNFIT FOR HUMAN CONSUMPTION	1.107,00	1.542.718	0,00	0
081420900	OTHER FLOURS, MEALS & PELLETS, OF OTHER AQUATIC INVERTEBRATES, UNFIT FOR HUMAN CONSUMPTION	404,11	474.100	0,00	0
	JUMLAH/*TOTAL*	**1.543,22**	**2.211.938**	**1.674,78**	**33.642.513**
	BELGIUM				
034111900	OTHER ORNAMENTAL FISH,OTHER THAN FRY, ALIVE	5,03	76.368	0,00	0
034114900	CARP, OTHER THAN FRY, ALIVE	1,35	13.500	0,00	0
034289000	OTHER FISH, EXCLUDING LIVERS AND ROES, FROZEN	39,72	329.374	0,00	0
034400100	FROZEN FILLETS	39,29	584.658	0,00	0
034550000	OTHER FISH MEAT (WHETHER OR NOT MINCED), FRESH, CHILLED OR FROZEN	71,68	1.235.527	0,00	0
035130100	IKAN BILIS, DRIED, WHETHER OR NOT SALTED BUT NOT SMOKED	5,80	7.200	0,00	0
036110000	SHRIMPS AND PRAWNS, FIT FOR HUMAN CONSUMPTION, FROZEN	1.073,70	21.525.767	0,00	0
036191000	ROCK LOBSTER AND OTHER SEA CRAWFISH, FROZEN	0,12	5.881	0,00	0
036192000	LOBSTERS (HOMARUS SPP.), FROZEN	0,41	21.213	0,00	0
036204100	CRABS, IN AIRTIGHT CONTAINERS, NOT FROZEN	56,43	1.064.430	0,00	0
036371100	CUTTLE FISH AND SQUID, FROZEN	55,77	366.970	0,00	0
036372100	OCTOPUS, FROZEN	0,96	7.076	0,00	0
037140100	MACKEREL, WHOLE OR IN PIECES, BUT NOT MINCED, IN AIRTIGHT CONTAINERS	0,00	0	0,50	12.593
037151100	ANCHOVIES, WHOLE OR IN PIECES, BUT NOT MINCED, IN AIRTIGHT CONTAINERS	0,00	0	0,50	31.390

037159990	OTHER FISH, WHOLE OR IN PIECES, BUT NOT MINCED, OTHER THAN IN AIRTIGHT CONTAINERS	7,17	156.127	0,00	0
037160100	OTHER PREPARED OR PRESERVED FISH, IN AIRTIGHT CONTAINERS	271,53	2.999.273	0,00	0
037211100	CRABS, IN AIRTIGHT CONTAINERS, PREPARED OR PRESERVED	118,16	1.661.567	0,00	0
037212100	SHRIMPS AND PRAWNS, IN AIRTIGHT CONTAINERS, PREPARED OR PRESERVED	7,21	118.375	0,00	0
037212900	SHRIMPS AND PRAWNS OTHER THAN IN AIRTIGHT CONTAINERS, PREPARED OR PRESERVED	691,54	13.083.824	0,00	0
	JUMLAH/*TOTAL*	**2.445,87**	**43.257.130**	**1,00**	**43.983**
	BRAZIL				
034111100	ORNAMENTAL FISH, FRY, ALIVE	0,00	0	1,90	137.807
034111900	OTHER ORNAMENTAL FISH,OTHER THAN FRY, ALIVE	10,89	120.500	0,00	0
034114900	CARP, OTHER THAN FRY, ALIVE	1,80	13.300	0,00	0
036110000	SHRIMPS AND PRAWNS, FIT FOR HUMAN CONSUMPTION, FROZEN	0,15	4.320	0,00	0
	JUMLAH/*TOTAL*	**12,84**	**138.120**	**1,90**	**137.807**

Samb. (*Cont'd*)

MALAYSIA

EKSPORT DAN IMPORT KOMODITI PERIKANAN MENGIKUT SEMUA NEGARA YANG DITUJUI DAN NEGARA ASAL, 2006

EXPORT AND IMPORT OF FISHERY COMMODITIES BY ALL COUNTRIES OF DESTINATION AND ORIGIN, 2006

S.I.T.C. Kod Komoditi *Commodity Code*	**Keterangan Komoditi dan Negara** *Description of Commodity and Country*	**Eksport/***Export* **Kuantiti** *Quantity*	**Eksport/***Export* **Nilai** *Value*	**Import Kuantiti** *Quantity*	**Import Nilai** *Value*
	BRUNEI DARUSSALAM				
017100070	EXTRACTS AND JUICES OFOTHER MEAT, FISH OR CRUSTACEANS, MOLLUSCS OR OTHER AQUATIC INVETEBRATES	15,23	110.717	0,00	0
034110010	OTHER LIVE ORNAMENTAL FISH, MARINE	1,25	18.727	0,00	0
034110011	OTHER CARP, ALIVE	6,55	50.799	0,00	0
034110030	OTHER LIVE ORNAMENTAL FISH, FRESHWATER	24,01	174.857	0,00	0
034110050	TROUT, ALIVE	0,68	2.550	0,00	0
034110090	CARP BREEDER, ALIVE	0,15	6.000	0,00	0
034110170	OTHER FISH FRY, FOR BREEDING, ALIVE	1,70	41.250	0,00	0
034110190	OTHER FISH FRY, OTHER THAN FOR BREEDING	0,69	5.169	0,00	0
034110210	OTHER MARINE FISH, ALIVE	1,48	51.605	0,00	0
034111100	ORNAMENTAL FISH, FRY, ALIVE	41,14	204.030	0,00	0
034129000	OTHER SALMONIDAE, EXCL. LIVERS AND ROES, FRESH OR CHILLED	12,20	133.558	0,00	0
034149000	OTHER TUNAS, EXCLUDING LIVERS AND ROES, FRESH OR CHILLED	5,61	19.437	0,00	0
034170000	MACKEREL, EXCLUDING LIVERS AND ROES, FRESH OR CHILLED	10,00	77.760	0,00	0
034180010	MARINE FISH, EXCL. LIVERSAND ROES, FRESH OR CHILLED	175,88	1.402.986	0,35	8.719
034219000	OTHER SALMONIDAE, EXCL. LIVERS AND ROES,	22,93	154.863	0,00	0
034229000	OTHER FLAT FISH, EXCL. LIVERS AND ROES, FROZEN	4,00	4.800	0,00	0
034239000	OTHER TUNAS, EXCLUDING LIVERS AND ROES,	0,18	2.522	0,00	0
034250000	COD, EXCLUDING LIVERS AND ROES, FROZEN	0,11	8.456	0,00	0
034260000	MACKEREL, EXCLUDING LIVERS AND ROES, FROZEN	7,60	18.240	0,00	0
034280010	MARINE FISH, EXCL. LIVERS AND ROES, FROZEN	233,40	1.009.494	0,00	0
034280030	FRESHWATER FISH, EXCL.LIVERS AND ROES,	121,77	382.000	0,00	0
034285000	SEA BASS, EXCLUDING LIVERS AND ROES, FROZEN	0,00	0	2,37	35.563
034400100	FROZEN FILLETS	15,73	138.820	0,00	0
034550000	OTHER FISH MEAT (WHETHER OR NOT MINCED), FRESH, CHILLED OR FROZEN	11,04	48.125	0,00	0
035130010	OTHER SHARKS' FINS, IKANBILIS/FISHMAW'S/SHARKS'FINS / OT MARINE FISH	9,50	118.750	0,00	0
035130300	SHARK'S FINS, DRIED, WHETHER OR NOT SALTED BU TNOT SMOKED	0,18	5.250	0,00	0
035130920	OTHER FRESHWATER FISH, DRIED, WHETHER OR NOT SALTED BUT NOT SMOKED	0,50	6.250	0,00	0

036110000	SHRIMPS AND PRAWNS, FIT FOR HUMAN CONSUMPTION, FROZEN	87,87	1.113.953	0,02	192
036192000	LOBSTERS (HOMARUS SPP.), FROZEN	0,24	12.075	0,00	0
036193000	CRABS, FROZEN	7,63	51.216	0,00	0
036199000	OTHER CRUSTACEANS,FROZEN,INCL. FLOURS, MEALS AND PELLETS OF CRUSTACEANS, FIT FOR HUMAN CONSUMPTION	41,62	303.986	0,00	0
036200250	DRIED SHRIMPS & PRAWNS,IN AIRTIGHT CONTAINER	0,90	20.520	0,00	0
036200270	DRIED SHRIMPS & PRAWNS,O/T IN AIRTIGHT CONTAINER	4,90	64.680	0,00	0

Samb. (*Cont'd*)

MALAYSIA

EKSPORT DAN IMPORT KOMODITI PERIKANAN MENGIKUT SEMUA NEGARA YANG DITUJUI DAN NEGARA ASAL, 2006

EXPORT AND IMPORT OF FISHERY COMMODITIES BY ALL COUNTRIES OF DESTINATION AND ORIGIN, 2006

S.I.T.C. Kod Komoditi *Commodity Code*	Keterangan Komoditi dan Negara *Description of Commodity and Country*	Eksport/*Export* Kuantiti *Quantity*	Eksport/*Export* Nilai *Value*	Import Kuantiti *Quantity*	Import Nilai *Value*
	BRUNEI DARUSSALAM				
036200290	SHRIMPS & PRAWNS, O/T DRIED IN AIRTIGHT CONTAINER	1,02	7.878	0,00	0
036200330	SHRIMPS AND PRAWNS, BREEDER, NOT FROZEN	0,83	27.320	0,00	0
036200350	LIVE SHRIMPS AND PRAWNS, NOT FROZEN	1,62	37.220	0,00	0
036203910	SHRIMPS AND PRAWN, O/T IN SHELL, FRESH OR	70,13	713.180	0,00	0
036310010	OYSTERS; LIVE	2,50	68.000	0,00	0
036350030	MUSSELS, LIVE	1,19	8.870	0,00	0
036350050	OTHER LIVE AQUATIC INVERTEBRATES O/T CRUSTACEANS, FIT FOR HUMAN CONSUMPTION	14,21	93.024	0,00	0
036371100	CUTTLE FISH AND SQUID, FROZEN	15,01	127.559	0,00	0
036371200	CUTTLEFISH AND SQUID, DRIED, SALTED OR IN BRINE	5,97	71.154	0,00	0
036390030	OTHER MOLLUCS, INCL.FLOURS, MEALS & PELLETS OF AQUATIC INVERTEBRATES, O/T CRUSTACEANS, DRIED, SALTED OR IN BRINE, HUMAN CONSUMPTION	0,95	20.000	0,00	0
036392100	MUSSELS, FROZEN	8,81	50.378	0,00	0
037122110	SARDINES, WHOLE OR IN PIECES, BUT NOT MINCED, IN AIRTIGHT CONTAINERS	268,19	2.634.576	0,00	0
037130010	PREPARED OR PRESERVED TUNAS, SKIPJACK & BONITO, IN AIRTIGHT CONTAINERS	16,84	176.993	0,00	0
037130090	PREPARED OR PRESERVED TUNAS, SKIPJACK & BONITO, NOT IN AIRTIGHT CONTAINER	14,63	143.037	0,00	0
037130110	TUNAS, WHOLE OR IN PIECES,BUT NOT MINCED, IN AIRTIGHT CONTAINERS	1,95	13.500	0,00	0
037140100	MACKEREL, WHOLE OR IN PIECES, BUT NOT MINCED, IN AIRTIGHT CONTAINERS	25,45	248.844	0,00	0
037151100	ANCHOVIES, WHOLE OR IN PIECES, BUT NOT MINCED, IN AIRTIGHT CONTAINERS	2,24	25.026	0,00	0
037151900	ANCHOVIES, WHOLE OR IN PIECES, BUT NOT MINCED, OTHER THAN IN AIRTIGHT CONTAINERS	1,54	12.782	0,00	0
037159990	OTHER FISH, WHOLE OR IN PIECES, BUT NOT MINCED, OTHER THAN IN AIRTIGHT CONTAINERS	3,13	34.901	0,00	0
037160010	SHARKS' FINS, PREPARED & READY FOR USE, IN AIRTIGHT CONTAINER	5,21	40.471	0,00	0
037160030	SHARKS' FINS, PREPARED & READY FOR USE, O/T IN AIRTIGHT CONTAINER	2,81	27.162	0,00	0
037160150	OTHER PREPARED OR PRESERVED FISH, IN AIRTIGHT CONTAINERS	7,45	59.314	0,00	0
037160920	FISH PASTE AND SIMILAR PREPARATIONS	9,97	97.550	0,00	0
037160930	FISH, BOILED OR STEAMED	4,81	39.642	0,00	0
037160990	OTHER PREPARED OR PRESD. FISH, OTHER THAN IN AIRTIGHT CONTAINERS	62,73	570.455	0,00	0
037210110	SHRIMPS PASTE, O/T IN AIRTIGHT CONTAINER	3,92	30.090	0,00	0
037210170	PREPARED & PRESERVED SHRIMPS & PRAWNS	15,14	113.119	0,00	0
037211100	CRABS, IN AIRTIGHT CONTAINERS, PREPARED OR PRESERVED	2,36	31.454	0,00	0
037211900	CRABS, OTHER THAN IN AIRTIGHT CONTAINERS, PREPARED OR PRESERVED	63,87	495.689	0,00	0
037219900	OTHER CRUSTACEANS, OTHER THAN IN AIRTIGHT CONTAINERS, PREPARED OR PRESERVED	3,91	37.637	0,00	0

MALAYSIA

EKSPORT DAN IMPORT KOMODITI PERIKANAN MENGIKUT SEMUA NEGARA YANG DITUJUI DAN NEGARA ASAL, 2006

EXPORT AND IMPORT OF FISHERY COMMODITIES BY ALL COUNTRIES OF DESTINATION AND ORIGIN, 2006

S.I.T.C. Kod Komoditi *Commodity Code*	Keterangan Komoditi dan Negara *Description of Commodity and Country*	Eksport/*Export* Kuantiti *Quantity*	Eksport/*Export* Nilai *Value*	Import Kuantiti *Quantity*	Import Nilai *Value*
	BRUNEI DARUSSALAM				
037220090	CUTTLEFISH OR MOLLUSCS NOT IN AIRTIGHT CONTAINERS, OTHER THAN AQUATIC INVERTEBRATES WHETHER OR NOT IN AIRTIGHT	56,19	525.740	0,00	0
037220110	ABALONE, IN AIRTIGHT CONTAINERS, PREPARED OR PRESERVED	4,80	44.592	0,00	0
037220190	ABALONE, OTHER THAN IN AIRTIGHT CONTAINERS, PREPARED OR PRESERVED	1,00	6.831	0,00	0
037220210	CUTTLE FISH, IN AIRTIGHT CONTAINERS, PREPARED OR PRESERVED	89,12	849.003	0,00	0
037220810	OTHER MOLLUSCS, IN AIRTIGHT CONTAINERS, PREPARED OR PRESERVED	13,13	113.737	0,00	0
081420100	FLOURS, MEALS & PELLETS, OF FISH MEAL, UNFIT FOR HUMAN CONSUMPTION	1,32	17.347	0,00	0
098490030	FISH SAUCE	10,68	72.772	0,00	0
098490200	BELACAN (PRAWN PASTE)	8,63	110.541	0,00	0
098910070	STUFFED PASTA, WHETHER /NOT COOKED / OTHERWISE PREPARED, CONT. FISH,	4,92	22.628	0,00	0
292961000	AGAR-AGAR	0,56	30.200	0,00	0
	JUMLAH/*TOTAL*	**1.695,40**	**13.613.661**	**2,74**	**44.474**
	CAMBODIA				
034110230	OTHER FRESHWATER FISH, ALIVE	0,00	0	0,23	14.975
037159990	OTHER FISH, WHOLE OR IN PIECES, BUT NOT MINCED, OTHER THAN IN AIRTIGHT CONTAINERS	1,76	11.388	0,00	0
098490200	BELACAN (PRAWN PASTE)	3,38	43.053	0,00	0
292970010	FRESH, CHILLED OR DRIED OF SEAWEEDS AND OTHER ALGAE, USED IN DYEING, TANNING, PERFUMERY, PHARMACY/ INSECTICIDAL	0,00	0	47,64	504.328
292970030	SEAWEEDS AND OTHER ALGAE:OTHER, FRESH, CHILLED OR DRIED, UNFIT FOR HUMAN	0,00	0	15,72	165.390
292970050	SEAWEEDS AND OTHER ALGAE:NOT ELSEWHERE SPECIFIED OR INCLUDED	0,00	0	15,72	163.199
	JUMLAH/*TOTAL*	**5,13**	**54.441**	**79,30**	**847.892**
	CANADA				
034111100	ORNAMENTAL FISH, FRY, ALIVE	5,73	45.417	0,00	0
034111900	OTHER ORNAMENTAL FISH, OTHER THAN FRY, ALIVE	207,14	1.902.594	0,00	0
034114900	CARP, OTHER THAN FRY, ALIVE	29,34	194.484	0,00	0
034129000	OTHER SALMONIDAE, EXCL. LIVERS AND ROES, FRESH OR CHILLED	0,00	0	3,87	127.123
034221000	HALIBUT, EXCLUDING LIVERSAND ROES, FROZEN	0,50	8.457	0,00	0
034223000	SOLE (SOLEA SPP), EXCL. LIVERS AND ROES,	0,06	1.015	0,00	0
034229000	OTHER FLAT FISH, EXCL.LIVERS AND ROES, FROZEN	0,00	0	0,68	9.885
034250000	COD, EXCLUDING LIVERS AND ROES, FROZEN	0,00	0	22,98	1.340.500
034289000	OTHER FISH, EXCLUDING LIVERS AND ROES, FROZEN	14,15	25.749	24,77	146.678
034400100	FROZEN FILLETS	2,50	16.168	0,26	1.273
034510000	FISH FILLETS, FRESH OR CHILLED	0,00	0	0,18	4.163

Samb. (*Cont'd*)

MALAYSIA

EKSPORT DAN IMPORT KOMODITI PERIKANAN MENGIKUT SEMUA NEGARA YANG DITUJUI DAN NEGARA ASAL, 2006

EXPORT AND IMPORT OF FISHERY COMMODITIES BY ALL COUNTRIES OF DESTINATION AND ORIGIN, 2006

S.I.T.C. Kod Komoditi	Keterangan Komoditi dan Negara	Eksport/*Export*	Import

Commodity Code	Description of Commodity and Country	Kuantiti Quantity	Nilai Value	Kuantiti Quantity	Nilai Value
	CANADA				
035130100	IKAN BILIS, DRIED, WHETHER OR NOT SALTED BUT NOT SMOKED	9,90	16.650	0,00	0
035130910	OTHER MARINE FISH, DRIED, WHETHER OR NOT SALTED BUT NOT SMOKED	0,38	6.840	0,00	0
036110000	SHRIMPS AND PRAWNS, FIT FOR HUMAN CONSUMPTION, FROZEN	153,88	6.033.911	9,60	189.378
036192000	LOBSTERS (HOMARUS SPP.), FROZEN	0,00	0	1,35	113.287
036202900	LOBSTERS, O/T IN SHELL, NOT FROZEN	0,00	0	39,49	3.107.752
036371100	CUTTLE FISH AND SQUID, FROZEN	51,26	181.740	52,42	171.226
036391100	SCALLOPS, FROZEN	0,00	0	5,22	306.925
037140900	MACKEREL, WHOLE OR IN PIECES, BUT NOT MINCED, OTHER THAN IN AIRTIGHT CONTAINERS	0,96	20.437	0,00	0
037151100	ANCHOVIES, WHOLE OR IN PIECES, BUT NOT MINCED, IN AIRTIGHT CONTAINERS	4,01	29.009	0,00	0
037160920	FISH PASTE AND SIMILAR PREPARATIONS	10,11	64.870	0,00	0
037160990	OTHER PREPARED OR PRESERVED FISH, OTHER THAN IN AIRTIGHT CONTAINERS	109,31	1.007.953	0,00	0
037170000	CAVIAR AND CAVIAR SUBSTITUTES	0,13	22.682	0,00	0
037220290	CUTTLE FISH, OTHER THAN IN AIRTIGHT CONTAINERS, PREPARED OR PRESERVED	2,50	24.963	0,00	0
037220890	OTHER MOLLUSCS, OTHER THAN IN AIRTIGHT CONTAINERS, PREPARED OR PRESERVED	0,25	12.975	0,00	0
081420100	FLOURS, MEALS & PELLETS, OF FISH MEAL, UNFIT FOR HUMAN CONSUMPTION	0,00	0	192,15	646.016
098490200	BELACAN (PRAWN PASTE)	8,25	44.433	0,00	0
291960900	OTHER PRODUCTS OF FISH ORCRUSTACEANS, MOLLUSCS OR OTHER AQUATIC INVERTEBRATES	0,00	0	0,06	43.830
	JUMLAH/*TOTAL*	**610,36**	**9.660.347**	**353,04**	**6.208.036**
	CHILE				
034122000	PACIFIC SALMON, ATLANTIC SALMON AND DANUBE SALMON, EXCL.LIVERS AND ROES, FRESH OR	0,00	0	35,34	618.667
034210900	OTHER PACIFIC SALMON	0,00	0	42,91	874.440
034212000	TROUT, EXCLUDING LIVERS AND ROES, FROZEN	0,00	0	199,22	2.140.292
034213000	ATLANTIC SALMON ANDDANUBE SALMON, EXCLUDING LIVERS AND ROES, FROZEN	0,00	0	38,65	717.064
034219000	OTHER SALMONIDAE, EXCL. LIVERS AND ROES,	0,00	0	169,66	2.537.118
034229000	OTHER FLAT FISH, EXCL. LIVERS AND ROES, FROZEN	0,00	0	3,42	45.752
034250000	COD, EXCLUDING LIVERS AND ROES, FROZEN	0,00	0	1,81	61.674
034260000	MACKEREL, EXCLUDING LIVERS AND ROES, FROZEN	0,00	0	245,00	1.244.034
034283000	DOGFISH AND OTHER SHARKS, EXCLUDING LIVERS AND ROES, FROZEN	0,00	0	0,30	4.500
034285000	SEA BASS, EXCLUDING LIVERS AND ROES, FROZEN	0,00	0	42,31	1.819.437
034289000	OTHER FISH, EXCLUDING LIVERS AND ROES, FROZEN	0,00	0	0,06	288
034400100	FROZEN FILLETS	0,00	0	105,78	2.419.689
034550000	OTHER FISH MEAT (WHETHER OR NOT MINCED), FRESH, CHILLED OR FROZEN	0,00	0	0,55	2.341

Samb. (*Cont'd*)

MALAYSIA

EKSPORT DAN IMPORT KOMODITI PERIKANAN MENGIKUT SEMUA NEGARA YANG DITUJUI DAN NEGARA ASAL, 2006

EXPORT AND IMPORT OF FISHERY COMMODITIES BY ALL COUNTRIES OF DESTINATION AND ORIGIN, 2006

S.I.T.C. Kod Komoditi Commodity Code	Keterangan Komoditi dan Negara Description of Commodity and Country	Eksport/*Export* Kuantiti Quantity	Eksport/*Export* Nilai Value	Import Kuantiti Quantity	Import Nilai Value
	CHILE				
036310000	OYSTERS, LIVE, FRESH, CHILLED, FROZEN, DRIED, SALTED OR IN BRINE	0,00	0	46,05	310.658
036371100	CUTTLE FISH AND SQUID, FROZEN	0,00	0	308,36	847.734
036392100	MUSSELS, FROZEN	0,00	0	19,45	668.356
037110000	SALMON, WHOLE OR IN PIECES, BUT NOT MINCED	0,00	0	0,65	22.435

037122110	SARDINES, WHOLE OR IN PIECES, BUT NOT MINCED, IN AIRTIGHT CONTAINERS	0,00	0	178,50	924.668
037140100	MACKEREL, WHOLE OR IN PIECES, BUT NOT MINCED, IN AIRTIGHT CONTAINERS	0,00	0	184,11	1.021.278
037159110	HORSE MACKEREL, WHOLE OR IN PIECES, BUT NOT MINCED, IN AIRTIGHT CONTAINERS	0,00	0	17,87	111.210
037159910	OTHER FISH, WHOLE OR IN PIECES, BUT NOT MINCED, IN AIRTIGHT CONTAINERS	0,00	0	89,35	575.615
037219100	OTHER CRUSTACEANS, IN AIRTIGHT CONTAINERS, PREPARED OR PRESERVED	0,00	0	281,03	714.437
037220110	ABALONE, IN AIRTIGHT CONTAINERS, PREPARED OR PRESERVED	0,00	0	4,99	25.048
037220810	OTHER MOLLUSCS, IN AIRTIGHT CONTAINERS, PREPARED OR PRESERVED	0,00	0	66,50	162.725
081420100	FLOURS, MEALS & PELLETS, OF FISH MEAL, UNFIT FOR HUMAN CONSUMPTION	0,00	0	902,99	3.076.693
292961000	AGAR-AGAR	0,00	0	10,42	997.247
411120100	SOLID FRACTIONS OF FISH, OTHER THAN LIVER OILS, NOT CHEMICALLY MODIFIED	0,00	0	245,40	702.813
411120900	FATS AND OILS OF FISH, OTHER THAN LIVER OILS, NOT CHEMICALLY MODIFIED	0,00	0	75,24	86.983
	JUMLAH/*TOTAL*	**0,00**	**0**	**3.315,93**	**22.733.196**
	CHINA, PEOPLE'S REPUBLIC OF				
017100050	EXTRACTS & JUICES OF MEAT, FISH OR CRUSTACEANS, MOLLUSCS OR OTHER AQUATIC INVERTEBRATES, WITH HERBS	0,00	0	6,24	12.480
017100100	EXTRACTS AND JUICES OF MEAT OR FISH EXTRACTS	0,00	0	22,00	56.155
017100300	EXTRACTS AND JUICES OF CRUSTACEANS, MOLLUSCS OR OTHER AQUATIC INVERTEBRATES	0,00	0	111,54	547.525
034111100	ORNAMENTAL FISH, FRY, ALIVE	5,62	353.195	116,17	1.315.146
034111900	OTHER ORNAMENTAL FISH,OTHER THAN FRY, ALIVE	32,61	1.225.173	41,69	987.963
034113900	EELS (ANGUILLA SPP.), OTHER THAN FRY, ALIVE	0,00	0	28,31	93.074
034114900	CARP, OTHER THAN FRY, ALIVE	0,00	0	0,13	2.473
034119000	OTHER LIVE FISH, OTHER THAN TROUT, EELS OR	169,25	4.842.494	2,75	116.594
034142000	YELLOWFIN TUNAS (THUNNUS ALBACARES), EXCLUDING LIVERS AND ROES, FRESH OR CHILLED	0,94	10.644	0,00	0
034149000	OTHER TUNAS, EXCLUDING LIVERS AND ROES, FRESH OR CHILLED	0,00	0	0,30	7.253
034170000	MACKEREL, EXCLUDING LIVERS AND ROES, FRESH OR CHILLED	0,00	0	233,46	773.789
034189000	OTHER FISH, EXCLUDING LIVERS AND ROES, FRESH OR CHILLED	0,00	0	44,12	265.846
034190000	LIVERS AND ROES, FRESH OR CHILLED	0,00	0	0,47	5.716

Samb. (*Cont'd*)

MALAYSIA

EKSPORT DAN IMPORT KOMODITI PERIKANAN MENGIKUT SEMUA NEGARA YANG DITUJUI DAN NEGARA ASAL, 2006

EXPORT AND IMPORT OF FISHERY COMMODITIES BY ALL COUNTRIES OF DESTINATION AND ORIGIN, 2006

S.I.T.C. Kod Komoditi *Commodity Code*	**Keterangan Komoditi dan Negara** *Description of Commodity and Country*	**Eksport/***Export* **Kuantiti** *Quantity*	**Eksport/***Export* **Nilai** *Value*	**Import Kuantiti** *Quantity*	**Import Nilai** *Value*
	CHINA, PEOPLE'S REPUBLIC OF				
034210900	OTHER PACIFIC SALMON	0,00	0	25,08	237.508
034212000	TROUT, EXCLUDING LIVERS AND ROES, FROZEN	0,00	0	86,40	1.025.508
034213000	ATLANTIC SALMON AND DANUBE SALMON,	0,00	0	17,58	229.924
034219000	OTHER SALMONIDAE, EXCL. LIVERS AND ROES,	275,47	466.243	2.116,41	11.883.854
034221000	HALIBUT, EXCLUDING LIVERS AND ROES, FROZEN	0,00	0	0,03	959
034223000	SOLE (SOLEA SPP), EXCL. LIVERS AND ROES,	1,10	4.400	0,00	0
034229000	OTHER FLAT FISH, EXCL. LIVERS AND ROES, FROZEN	132,27	606.087	186,85	901.523
034231000	ALBACORE OR LONGFINNED TUNAS, EXCLUDING LIVERS AND ROES, FROZEN	0,00	0	212,91	3.832.049
034232000	YELLOWFIN TUNAS, EXCL. LIVERS AND ROES,	1,10	7.983	10,00	26.987
034233000	SKIPJACK OR STRIPE-BELLIED BONITO, EXCLUDING LIVERS AND ROES, FROZEN	0,00	0	690,37	1.827.255
034234000	BIGEYE TUNAS (THUNNUS OBESUS), OF TUNAS	0,50	3.643	2,50	6.354
034239000	OTHER TUNAS, EXCLUDING LIVERS AND ROES,	98,16	197.375	484,67	1.188.894
034249000	SARDINES, EXCLUDING LIVERS AND ROES, FROZEN	0,00	0	344,92	826.468

034250000	COD, EXCLUDING LIVERS AND ROES, FROZEN	0,00	0	6,43	14.650
034260000	MACKEREL, EXCLUDING LIVERS AND ROES, FROZEN	575,49	1.062.424	9.066,63	36.635.050
034280010	MARINE FISH, EXCL. LIVERS AND ROES, FROZEN	0,00	0	25,13	124.013
034283000	DOGFISH AND OTHER SHARKS, EXCLUDING LIVERS AND ROES, FROZEN	4,00	8.000	0,00	0
034284000	EELS (ANGUILLA SPP), EXCL.LIVERS AND ROES, FROZEN	233,93	865.702	53,74	1.028.627
034285000	SEA BASS, EXCLUDING LIVERS AND ROES, FROZEN	403,61	7.332.266	48,58	1.542.259
034289000	OTHER FISH, EXCLUDING LIVERS AND ROES, FROZEN	7.578,58	17.561.178	15.061,49	64.484.930
034290000	LIVERS AND ROES, FROZEN	0,00	0	17,21	86.599
034400100	FROZEN FILLETS	79,29	437.543	1.846,91	17.511.926
034510000	FISH FILLETS, FRESH OR CHILLED	0,00	0	440,86	1.812.926
034550000	OTHER FISH MEAT (WHETHER OR NOT MINCED), FRESH, CHILLED OR FROZEN	113,90	519.138	313,57	3.142.596
035130200	FISHMAWS, DRIED, WHETHER OR NOT SALTED BUT NOT SMOKED	2,01	73.301	25,59	362.027
035130300	SHARKS' FINS, DRIED, WHETHER OR NOT SALTED, BUT NOT SMOKED	0,00	0	13,93	464.715
035130910	OTHER MARINE FISH, DRIED, WHETHER OR NOT SALTED, BUT NOT SMOKED	0,76	16.435	22,61	91.308
035299910	OTHER MARINE FISH, DRIED, SALTED BUT NOT DRIED OR SMOKED AND IN BRINE	30,00	72.977	0,24	5.647
035309000	OTHER SMOKED FISH, INCLUDING FILLETS	0,00	0	20,34	47.684
036110000	SHRIMPS AND PRAWNS, FIT FOR HUMAN CONSUMPTION, FROZEN	670,03	10.851.815	10.383,69	214.276.924
036193000	CRABS, FROZEN	131,19	1.152.991	245,52	1.754.657
036199000	OTHER CRUSTACEANS, FROZEN, INCL. FLOURS, MEALS AND PELLETS OF CRUSTACEANS, FIT FOR HUMAN CONSUMPTION	0,00	0	15,54	114.909
036202900	LOBSTERS, O/T IN SHELL, NOT FROZEN	0,20	17.000	0,00	0
036203190	SHRIMPS, O/T IN SHELL, NOT FROZEN	17,01	570.114	18,34	68.211
036203910	SHRIMPS AND PRAWN, O/T IN SHELL, FRESH OR	511,32	13.062.634	0,00	0

Samb. (*Cont'd*)

MALAYSIA

EKSPORT DAN IMPORT KOMODITI PERIKANAN MENGIKUT SEMUA NEGARA YANG DITUJUI DAN NEGARA ASAL, 2006

EXPORT AND IMPORT OF FISHERY COMMODITIES BY ALL COUNTRIES OF DESTINATION AND ORIGIN, 2006

S.I.T.C. Kod Komoditi *Commodity Code*	**Keterangan Komoditi dan Negara** *Description of Commodity and Country*	**Eksport/***Export* **Kuantiti** *Quantity*	**Eksport/***Export* **Nilai** *Value*	**Import Kuantiti** *Quantity*	**Import Nilai** *Value*
	CHINA, PEOPLE'S REPUBLIC OF				
036203990	SHRIMPS AND PRAWN, O/T IN SHELL, O/T FRESH OR CHILLED	48,72	1.551.814	15,07	338.007
036204900	CRABS, O/T IN SHELL, NOT FROZEN	0,00	0	83,76	1.129.581
036209900	OTHER CRUSTACEANS, O/T INSHELL, NOT FROZEN, INCL. FLOURS, MEALS & PELLETS OF CRUSTACEANS, FIT FOR HUMAN CONSUMPTION	0,00	0	0,07	5.423
036310000	OYSTERS, LIVE, FRESH, CHILLED, FROZEN, DRIED, SALTED OR IN BRINE	1,39	5.015	162,21	394.971
036331000	CUTTLE FISH AND SQUID, LIVE, FRESH OR CHILLED	104,91	636.679	0,00	0
036353900	OTHER MOLL. INCL. FLOURS, MEALS & PELLETS OF AQUA. INVTB. O/T CRUSTACEANS, FIT FOR HUMAN CONSUMPTION, LIVE, FRESH OR CHILLED	105,00	251.645	0,01	8.256
036371100	CUTTLE FISH AND SQUID, FROZEN	8.550,12	47.578.992	2.878,22	19.170.024
036371200	CUTTLEFISH AND SQUID, DRIED, SALTED OR IN BRINE	25,46	159.826	1.613,60	5.714.418
036371900	CUTTLE FISH AND SQUID, OTHER THAN FROZEN, DRIED, SALTED OR IN BRINE	0,00	0	23,50	100.330
036372100	OCTOPUS, FROZEN	49,11	379.452	30,45	191.177
036391100	SCALLOPS, FROZEN	0,00	0	79,38	734.446
036391200	SCALLOPS, DRIED, SALTED OR IN BRINE	20,40	217.705	37,23	945.954
036391900	SCALLOPS, O/T FROZEN, DRIED,SALTED OR IN BRINE	0,00	0	1,12	18.007
036392100	MUSSELS, FROZEN	0,00	0	1,84	8.550
036392200	MUSSELS, DRIED, SALTED OR IN BRINE	0,00	0	14,12	112.647
036393110	BECHE-DE-MER (TREPANG), FIT FOR HUMAN CONSUMPTION	8,00	21.863	0,00	0
036399900	OTHER AQUATIC INVERTEBRATES OTHER THAN CRUSTACEANS AND MOLLUSCS	30,00	75.112	21,21	138.011
037110000	SALMON, WHOLE OR IN PIECES, BUT NOT MINCED	0,00	0	28,22	220.386

037122110	SARDINES, WHOLE OR IN PIECES, BUT NOT MINCED, IN AIRTIGHT CONTAINERS	6,63	35.492	4.383,03	20.177.244
037122910	SARDINELLA AND BRISLING OR SPRATS, WHOLE OR IN PIECES, BUT NOT MINCED, IN AIRTIGHT	0,00	0	18,36	66.812
037130110	TUNAS, WHOLE OR IN PIECES, BUT NOT MINCED, IN AIRTIGHT CONTAINERS	0,00	0	611,83	3.616.316
037140100	MACKEREL, WHOLE OR IN PIECES, BUT NOT MINCED, IN AIRTIGHT CONTAINERS	0,00	0	3.046,46	13.575.707
037151100	ANCHOVIES, WHOLE OR IN PIECES, BUT NOT MINCED, IN AIRTIGHT CONTAINERS	0,00	0	125,42	1.715.508
037159910	OTHER FISH, WHOLE OR IN PIECES, BUT NOT MINCED, IN AIRTIGHT CONTAINERS	12,10	104.062	291,06	2.633.041
037160010	SHARKS' FINS, PREPARED & READY FOR USE, IN AIRTIGHT CONTAINER	0,00	0	7,80	71.055
037160100	OTHER PREPARED OR PRESERVED FISH, IN AIRTIGHT CONTAINERS	0,00	0	291,75	1.418.459
037160920	FISH PASTE AND SIMILAR PREPARATIONS	0,42	8.442	8,63	9.028
037160930	FISH, BOILED OR STEAMED	0,00	0	13,00	62.586
037160990	OTHER PREPARED OR PRESD. FISH, OTHER THAN IN AIRTIGHT CONTAINERS	1,32	24.719	73,40	652.737

Samb. (*Cont'd*)

MALAYSIA

EKSPORT DAN IMPORT KOMODITI PERIKANAN MENGIKUT SEMUA NEGARA YANG DITUJUI DAN NEGARA ASAL, 2006

EXPORT AND IMPORT OF FISHERY COMMODITIES BY ALL COUNTRIES OF DESTINATION AND ORIGIN, 2006

S.I.T.C. Kod Komoditi *Commodity Code*	**Keterangan Komoditi dan Negara** *Description of Commodity and Country*	**Eksport/***Export* **Kuantiti** *Quantity*	**Eksport/***Export* **Nilai** *Value*	**Import Kuantiti** *Quantity*	**Import Nilai** *Value*
	CHINA, PEOPLE'S REPUBLIC OF				
037211100	CRABS, IN AIRTIGHT CONTAINERS, PREPARED OR PRESERVED	0,00	0	1,06	16.088
037211900	CRABS, OTHER THAN IN AIRTIGHT CONTAINERS, PREPARED OR PRESERVED	21,66	143.016	7,90	90.114
037212100	SHRIMPS AND PRAWNS, IN AIRTIGHT CONTAINERS, PREPARED OR PRESERVED	0,00	0	73,46	1.356.621
037212900	SHRIMPS AND PRAWNS, OTHER THAN IN AIRTIGHT CONTAINERS, PREPARED OR PRESERVED	0,00	0	42,73	975.218
037219100	OTHER CRUSTACEANS, IN AIRTIGHT CONTAINERS, PREPARED OR PRESERVED	0,00	0	48,90	98.647
037220110	ABALONE, IN AIRTIGHT CONTAINERS, PREPARED OR PRESERVED	0,00	0	7,28	157.451
037220210	CUTTLE FISH, IN AIRTIGHT CONTAINERS, PREPARED OR PRESERVED	9,59	130.447	64,38	202.289
037220290	CUTTLE FISH, OTHER THAN IN AIRTIGHT CONTAINERS, PREPARED OR PRESERVED	1,00	7.147	17,95	165.842
037220810	OTHER MOLLUSCS, IN AIRTIGHT CONTAINERS, PREPARED OR PRESERVED	0,00	0	52,71	135.651
037220910	OTHER AQUATIC INVERTEBRATES, IN AIRTIGHT CONTAINERS, PREPARED OR PRESERVED	2,64	48.335	170,54	764.808
037220990	OTHER AQUATIC INVERTEBRATES, OTHER THAN IN AIRTIGHT CONTAINERS, PREPARED OR PRESERVED	0,00	0	23,83	130.334
081420100	FLOURS, MEALS & PELLETS, OF FISH MEAL, UNFIT FOR HUMAN CONSUMPTION	6.287,00	15.822.581	433,82	1.209.707
081420900	OTHER FLOURS, MEALS & PELLETS, OF OTHER AQUATIC INVERTEBRATES, UNFIT FOR HUMAN	0,00	0	221,13	413.873
098490030	FISH SAUCE	0,00	0	1,03	6.813
098490200	BELACAN (PRAWN PASTE)	7,61	61.443	0,00	0
291150000	CORAL AND SHELLS, UNWORKED, POWDER AND WASTE THEREOF	0,00	0	0,88	73.242
291169000	TORTOISE-SHELL, WHALEBONE, HORN, ANTLERS, HOOVES, CLAWS & BEAKS, UNWORKED; POWDER & WASTE OF THEIRS PRODUCTS	0,00	0	0,03	20.972
291960900	OTHER PRODUCTS OF FISH ORCRUSTACEANS, MOLLUSCS OR OTHER AQUATIC INVERTEBRATES	1,54	76.527	65,74	643.256
291990000	OTHER ANIMAL PRODUCTS AND PRODUCTS OF FISH, CRUS., MOLLUSCS/AQUATIC INVTB., UNFIT FOR HUMAN CONSUMPTION	0,00	0	112,99	778.946
292961000	AGAR-AGAR	0,00	0	524,20	19.901.773
292970000	SEAWEEDS AND OTHER ALGAE	47,82	96.872	188,61	1.831.370

411110900	FISH-LIVER OIL AND THEIR FRACTIONS, NOT CHEMICALLY MODIFIED	0,00	0	5,04	6.171
667120000	CULTURED PEARLS, UNWORKED	0,00		0,00	39.303
667130000	CULTURED PEARLS, WORKED	0,00		0,00	19.429
	JUMLAH/*TOTAL*	**26.410,78**	**128.757.941**	**58.336,17**	**472.007.554**

Samb. (*Cont'd*)

MALAYSIA

EKSPORT DAN IMPORT KOMODITI PERIKANAN MENGIKUT SEMUA NEGARA YANG DITUJUI DAN NEGARA ASAL, 2006

EXPORT AND IMPORT OF FISHERY COMMODITIES BY ALL COUNTRIES OF DESTINATION AND ORIGIN, 2006

S.I.T.C. Kod Komoditi *Commodity Code*	**Keterangan Komoditi dan Negara** *Description of Commodity and Country*	**Eksport/*Export***		**Import**	
		Kuantiti *Quantity*	**Nilai** *Value*	**Kuantiti** *Quantity*	**Nilai** *Value*
	CHRISTMAS ISLAND (IND.OCEAN)				
037122110	SARDINES, WHOLE OR IN PIECES, BUT NOT MINCED, IN AIRTIGHT CONTAINERS	2,85	29.360	0,00	0
	JUMLAH/*TOTAL*	**2,85**	**29.360**	**0,00**	**0**
	COLOMBIA				
034111100	ORNAMENTAL FISH, FRY, ALIVE	0,00	0	44,52	641.253
	JUMLAH/*TOTAL*	**0,00**	**0**	**44,52**	**641.253**
	CYPRUS				
034111900	OTHER ORNAMENTAL FISH, OTHER THAN FRY, ALIVE	11,77	195.261	0,00	0
034114900	CARP, OTHER THAN FRY, ALIVE	3,26	17.000	0,00	0
035130100	IKAN BILIS, DRIED, WHETHER OR NOT SALTED BUT NOT SMOKED	3,00	65.592	0,00	0
035130910	OTHER MARINE FISH, DRIED, WHETHER OR NOT SALTED, BUT NOT SMOKED	3,26	99.295	0,00	0
036110000	SHRIMPS AND PRAWNS, FIT FOR HUMAN CONSUMPTION, FROZEN	74,46	1.484.401	0,00	0
036203190	SHRIMPS, O/T IN SHELL, NOT FROZEN	0,20	8.382	0,00	0
036371100	CUTTLE FISH AND SQUID, FROZEN	131,41	1.131.311	0,00	0
036371200	CUTTLEFISH AND SQUID, DRIED, SALTED OR IN BRINE	0,30	13.118	0,00	0
037220290	CUTTLE FISH, OTHER THAN IN AIRTIGHT CONTAINERS, PREPARED OR PRESERVED	16,00	120.313	0,00	0
	JUMLAH/*TOTAL*	**243,65**	**3.134.673**	**0,00**	**0**
	CZECH REPUBLIC				
034111100	ORNAMENTAL FISH, FRY, ALIVE	0,00	0	0,04	3.721
034111900	OTHER ORNAMENTAL FISH, OTHER THAN FRY, ALIVE	3,33	16.185	0,00	0
034114900	CARP, OTHER THAN FRY, ALIVE	16,19	43.904	0,00	0
036203990	SHRIMPS AND PRAWN, O/T IN SHELL, O/T FRESH OR CHILLED	0,01	108	0,00	0
	JUMLAH/*TOTAL*	**19,52**	**60.197**	**0,04**	**3.721**
	DENMARK				
034111900	OTHER ORNAMENTAL FISH, OTHER THAN FRY, ALIVE	6,09	101.781	0,00	0
034114900	CARP, OTHER THAN FRY, ALIVE	0,32	6.750	0,00	0
034210900	OTHER PACIFIC SALMON	0,00	0	19,13	388.256
034212000	TROUT, EXCLUDING LIVERS AND ROES, FROZEN	0,00	0	2,51	44.058
034213000	ATLANTIC SALMON AND DANUBE SALMON, EXCLUDING LIVERS AND ROES, FROZEN	0,00	0	10,16	187.860
034260000	MACKEREL, EXCLUDING LIVERS AND ROES, FROZEN	0,00	0	10,00	133.667
034289000	OTHER FISH, EXCLUDING LIVERS AND ROES, FROZEN	0,00	0	0,04	800
034400100	FROZEN FILLETS	0,00	0	24,76	230.463
035299100	FISHMAWS, SALTED BUT NOT DRIED OR SMOKED AND IN BRINE	23,70	93.848	0,00	0
035301000	PACIFIC SALMON, SMOKED INCLUDING FILLETS	0,00	0	0,23	10.641
035500000	FLOURS, MEALS AND PELLETS OF FISH, FIT FOR HUMAN CONSUMPTION	0,00	0	0,40	42.435

Samb. (*Cont'd*)

MALAYSIA

EKSPORT DAN IMPORT KOMODITI PERIKANAN MENGIKUT SEMUA NEGARA YANG DITUJUI DAN NEGARA ASAL, 2006

EXPORT AND IMPORT OF FISHERY COMMODITIES BY ALL COUNTRIES OF DESTINATION AND ORIGIN, 2006

S.I.T.C. Kod Komoditi *Commodity Code*	Keterangan Komoditi dan Negara *Description of Commodity and Country*	Eksport/*Export* Kuantiti *Quantity*	Eksport/*Export* Nilai *Value*	Import Kuantiti *Quantity*	Import Nilai *Value*
	DENMARK				
036110000	SHRIMPS AND PRAWNS, FIT FOR HUMAN CONSUMPTION, FROZEN	455,99	7.979.910	0,30	10.069
036203990	SHRIMPS AND PRAWN, O/T IN SHELL, O/T FRESH OR CHILLED	0,00	0	3,00	65.943
036371100	CUTTLE FISH AND SQUID, FROZEN	220,91	2.752.696	0,40	7.125
037159990	OTHER FISH, WHOLE OR IN PIECES, BUT NOT MINCED, OTHER THAN IN AIRTIGHT CONTAINERS	13,81	215.797	0,00	0
037160920	FISH PASTE AND SIMILAR PREPARATIONS	5,77	52.118	0,00	0
037160990	OTHER PREPARED OR PRESD. FISH, OTHER THAN IN AIRTIGHT CONTAINERS	7,18	83.452	0,85	30.160
037170000	CAVIAR AND CAVIAR SUBSTITUTES	0,00	0	0,84	75.974
037212100	SHRIMPS AND PRAWNS, IN AIRTIGHT CONTAINERS, PREPARED OR PRESERVED	72,58	2.113.600	1,30	93.228
037212900	SHRIMPS AND PRAWNS, OTHER THAN IN AIRTIGHT CONTAINERS, PREPARED OR PRESERVED	780,70	13.871.821	0,00	0
037220290	CUTTLE FISH, OTHER THAN IN AIRTIGHT CONTAINERS, PREPARED OR PRESERVED	1,32	15.724	0,00	0
081420100	FLOURS, MEALS & PELLETS, OF FISH MEAL, UNFIT FOR HUMAN CONSUMPTION	0,00	0	744,29	3.215.914
411120100	SOLID FRACTIONS OF FISH, OTHER THAN LIVER OILS, NOT CHEMICALLY MODIFIED	0,00	0	12,98	1.074.489
411120900	FATS AND OILS OF FISH, OTHER THAN LIVER OILS, NOT CHEMICALLY MODIFIED	0,00	0	34,50	2.876.217
	JUMLAH/*TOTAL*	**1.588,36**	**27.287.497**	**865,67**	**8.487.299**
	DOMINICAN REPUBLIC				
036110000	SHRIMPS AND PRAWNS, FIT FOR HUMAN CONSUMPTION, FROZEN	23,99	122.512	0,00	0
	JUMLAH/*TOTAL*	**23,99**	**122.512**	**0,00**	**0**
	EGYPT				
034111100	ORNAMENTAL FISH, FRY, ALIVE	0,05	695	0,00	0
034111900	OTHER ORNAMENTAL FISH,OTHER THAN FRY, ALIVE	0,81	5.154	0,00	0
034119000	OTHER LIVE FISH, OTHER THAN TROUT, EELS OR	0,70	6.017	0,00	0
034241000	HERRINGS, EXCLUDING LIVERS AND ROES, FROZEN	0,00	0	57,16	86.795
034400100	FROZEN FILLETS	0,01	42	0,00	0
036110000	SHRIMPS AND PRAWNS, FIT FOR HUMAN CONSUMPTION, FROZEN	122,58	3.489.157	0,00	0
	JUMLAH/*TOTAL*	**124,15**	**3.501.065**	**57,16**	**86.795**
	FINLAND				
034111900	OTHER ORNAMENTAL FISH,OTHER THAN FRY, ALIVE	16,03	97.151	0,00	0
034114900	CARP, OTHER THAN FRY, ALIVE	0,57	6.669	0,00	0
035130100	IKAN BILIS, DRIED, WHETHER OR NOT SALTED BUT NOT SMOKED	6,75	9.780	0,00	0
036203990	SHRIMPS AND PRAWN, O/T IN SHELL, O/T FRESH OR CHILLED	0,60	5.164	0,00	0
	JUMLAH/*TOTAL*	**23,94**	**118.764**	**0,00**	**0**

Samb. (*Cont'd*)

MALAYSIA

EKSPORT DAN IMPORT KOMODITI PERIKANAN MENGIKUT SEMUA NEGARA YANG DITUJUI DAN NEGARA ASAL, 2006

EXPORT AND IMPORT OF FISHERY COMMODITIES BY ALL COUNTRIES OF DESTINATION AND ORIGIN, 2006

S.I.T.C. Kod Komoditi *Commodity Code*	Keterangan Komoditi dan Negara *Description of Commodity and Country*	Eksport/*Export* Kuantiti *Quantity*	Eksport/*Export* Nilai *Value*	Import Kuantiti *Quantity*	Import Nilai *Value*

	FRANCE				
017100100	EXTRACTS AND JUICES OF MEAT OR FISH EXTRACTS	0,00	0	19,70	609.120
017100300	EXTRACTS AND JUICES OF CRUSTACEANS,	0,00	0	0,30	6.968
034111100	ORNAMENTAL FISH, FRY, ALIVE	2,70	30.850	0,00	0
034111900	OTHER ORNAMENTAL FISH, OTHER THAN FRY, ALIVE	310,55	3.460.423	0,00	0
034114900	CARP, OTHER THAN FRY, ALIVE	158,60	1.165.504	0,00	0
034119000	OTHER LIVE FISH, OTHER THAN TROUT, EELS OR	0,44	42.060	0,00	0
034122000	PACIFIC SALMON, ATLANTIC SALMON AND DANUBE SALMON, EXCL. LIVERS AND ROES, FRESH OR	0,00	0	0,17	6.303
034189000	OTHER FISH, EXCLUDING LIVERS AND ROES, FRESH OR CHILLED	0,00	0	16,44	573.149
034190000	LIVERS AND ROES, FRESH OR CHILLED	0,00	0	0,03	4.426
034211100	SOCKEYE SALMON (RED SALMON)	0,00	0	0,14	4.764
034285000	SEA BASS, EXCLUDING LIVERS AND ROES, FROZEN	0,00	0	118,19	7.152.280
034289000	OTHER FISH, EXCLUDING LIVERS AND ROES, FROZEN	1,96	42.866	0,00	0
034400100	FROZEN FILLETS	0,65	15.007	0,77	25.399
034550000	OTHER FISH MEAT (WHETHER OR NOT MINCED), FRESH, CHILLED OR FROZEN	318,85	6.007.741	26,50	194.639
035130100	IKAN BILIS, DRIED, WHETHER OR NOT SALTED BUT NOT SMOKED	26,02	89.046	0,00	0
036110000	SHRIMPS AND PRAWNS, FIT FOR HUMAN CONSUMPTION, FROZEN	2.955,79	75.590.116	23,55	471.495
036191000	ROCK LOBSTER AND OTHER SEA CRAWFISH,	17,15	1.109.047	0,00	0
036192000	LOBSTERS (HOMARUS SPP.), FROZEN	0,37	46.649	0,00	0
036203190	SHRIMPS, O/T IN SHELL, NOT FROZEN	9,41	265.783	0,00	0
036203990	SHRIMPS AND PRAWN, O/T IN SHELL, O/T FRESH OR CHILLED	0,03	185	0,00	0
036204100	CRABS, IN AIRTIGHT CONTAINERS, NOT FROZEN	26,98	407.300	0,00	0
036310000	OYSTERS, LIVE, FRESH, CHILLED, FROZEN, DRIED, SALTED OR IN BRINE	0,00	0	0,34	12.339
036371100	CUTTLE FISH AND SQUID, FROZEN	4,50	16.500	0,00	0
036371200	CUTTLEFISH AND SQUID, DRIED, SALTED OR IN BRINE	1,21	49.556	0,00	0
036372100	OCTOPUS, FROZEN	12,22	198.873	0,00	0
036391100	SCALLOPS, FROZEN	0,00	0	27,22	1.595.408
037159990	OTHER FISH, WHOLE OR IN PIECES, BUT NOT MINCED,OTHER THAN IN AIRTIGHT CONTAINERS	186,34	2.797.576	0,00	0
037160100	OTHER PREPARED OR PRESERVED FISH, IN AIRTIGHT CONTAINERS	81,87	599.417	1,46	39.531
037211100	CRABS, IN AIRTIGHT CONTAINERS, PREPARED OR PRESERVED	73,83	1.429.558	0,00	0
037212100	SHRIMPS AND PRAWNS, IN AIRTIGHT CONTAINERS, PREPARED OR PRESERVED	48,18	715.783	0,00	0
037212900	SHRIMPS AND PRAWNS, OTHER THAN IN AIRTIGHT CONTAINERS, PREPARED OR PRESERVED	78,05	2.501.624	0,00	0
037219100	OTHER CRUSTACEANS, IN AIRTIGHT CONTAINERS, PREPARED OR PRESERVED	2,14	60.970	0,00	0
037220110	ABALONE, IN AIRTIGHT CONTAINERS, PREPARED OR PRESERVED	0,00	0	0,29	13.286

Samb. (*Cont'd*)

MALAYSIA

EKSPORT DAN IMPORT KOMODITI PERIKANAN MENGIKUT SEMUA NEGARA YANG DITUJUI DAN NEGARA ASAL, 2006

EXPORT AND IMPORT OF FISHERY COMMODITIES BY ALL COUNTRIES OF DESTINATION AND ORIGIN, 2006

S.I.T.C. Kod Komoditi *Commodity Code*	**Keterangan Komoditi dan Negara** *Description of Commodity and Country*	**Eksport/***Export*		**Import**	
		Kuantiti *Quantity*	**Nilai** *Value*	**Kuantiti** *Quantity*	**Nilai** *Value*
	FRANCE				
037220290	CUTTLE FISH, OTHER THAN IN AIRTIGHT CONTAINERS, PREPARED OR PRESERVED	5,87	85.629	0,00	0
037220810	OTHER MOLLUSCS, IN AIRTIGHT CONTAINERS, PREPARED OR PRESERVED	0,00	0	0,61	33.712
037220910	OTHER AQUATIC INVERTEBRATES, IN AIRTIGHT CONTAINERS, PREPARED OR PRESERVED	0,00	0	0,47	9.539
098490200	BELACAN (PRAWN PASTE)	4,74	25.419	0,00	0
	JUMLAH/*TOTAL*	**4.328,44**	**96.753.482**	**236,17**	**10.752.358**

	FRENCH POLYNESIA				
037122110	SARDINES, WHOLE OR IN PIECES, BUT NOT MINCED, IN AIRTIGHT CONTAINERS	15,81	122.441	0,00	0
	JUMLAH/*TOTAL*	**15,81**	**122.441**	**0,00**	**0**
	GABON				
037122110	SARDINES, WHOLE OR IN PIECES, BUT NOT MINCED, IN AIRTIGHT CONTAINERS	1,21	8.925	0,00	0
	JUMLAH/*TOTAL*	**1,21**	**8.925**	**0,00**	**0**
	GERMANY, FEDERAL REPUBLIC OF				
034111100	ORNAMENTAL FISH, FRY, ALIVE	1,18	19.891	0,06	13.445
034111900	OTHER ORNAMENTAL FISH,OTHER THAN FRY, ALIVE	434,75	3.311.517	1,80	14.162
034112900	TROUT, OTHER THAN FRY, ALIVE	0,62	5.556	0,00	0
034114900	CARP, OTHER THAN FRY, ALIVE	92,95	699.384	0,00	0
034119000	OTHER LIVE FISH, OTHER THAN TROUT, EELS OR	0,00	0	0,05	3.337
034159000	SARDINES, EXCLUDING LIVERS AND ROES, FRESH OR CHILLED	0,00	0	0,01	218
034212000	TROUT, EXCLUDING LIVERS AND ROES, FROZEN	0,00	0	8,31	195.778
034213000	ATLANTIC SALMON AND DANUBE SALMON, EXCLUDING LIVERS AND ROES, FROZEN	0,00	0	20,45	372.087
034221000	HALIBUT, EXCLUDING LIVERS AND ROES, FROZEN	0,00	0	25,20	582.314
034260000	MACKEREL, EXCLUDING LIVERS AND ROES, FROZEN	0,00	0	24,00	111.035
034290000	LIVERS AND ROES, FROZEN	0,00	0	0,08	3.684
034400100	FROZEN FILLETS	0,00	0	0,02	716
034550000	OTHER FISH MEAT (WHETHER OR NOT MINCED), FRESH, CHILLED OR FROZEN	23,50	692.117	0,00	0
035110000	COD, DRIED, WHETHER OR NOT SALTED BUT NOT SMOKED	0,00	0	2,00	118.804
035130100	IKAN BILIS, DRIED, WHETHER OR NOT SALTED BUT NOT SMOKED	12,30	16.200	0,00	0
035500000	FLOURS, MEALS AND PELLETS OF FISH, FIT FOR HUMAN CONSUMPTION	0,00	0	1,00	59.354
036110000	SHRIMPS AND PRAWNS, FIT FOR HUMAN CONSUMPTION, FROZEN	290,59	8.829.638	0,00	349
036203190	SHRIMPS, O/T IN SHELL, NOT FROZEN	1,70	8.441	0,10	22.984
036203990	SHRIMPS AND PRAWN, O/T IN SHELL, O/T FRESH OR CHILLED	0,17	1.069	7,05	270.241

Samb. (*Cont'd*)

MALAYSIA

EKSPORT DAN IMPORT KOMODITI PERIKANAN MENGIKUT SEMUA NEGARA YANG DITUJUI DAN NEGARA ASAL, 2006

EXPORT AND IMPORT OF FISHERY COMMODITIES BY ALL COUNTRIES OF DESTINATION AND ORIGIN, 2006

S.I.T.C. Kod Komoditi *Commodity Code*	**Keterangan Komoditi dan Negara** *Description of Commodity and Country*	**Eksport/*Export***		**Import**	
		Kuantiti *Quantity*	**Nilai** *Value*	**Kuantiti** *Quantity*	**Nilai** *Value*
	GERMANY, FEDERAL REPUBLIC OF				
036209900	OTHER CRUSTACEANS, O/T INSHELL, NOT FROZEN, INCL. FLOURS, MEALS & PELLETS OF CRUSTACEANS, FIT FOR HUMAN CONSUMPTION	0,00	0	1,00	50.469
036371100	CUTTLE FISH AND SQUID, FROZEN	143,78	1.021.900	0,00	0
037159110	HORSE MACKEREL, WHOLE OR IN PIECES, BUT NOT MINCED, IN AIRTIGHT CONTAINERS	0,00	0	5,81	74.096
037159990	OTHER FISH, WHOLE OR IN PIECES, BUT NOT MINCED, OTHER THAN IN AIRTIGHT CONTAINERS	51,47	600.197	1,06	16.439
037160100	OTHER PREPARED OR PRESERVED FISH, IN AIRTIGHT CONTAINERS	252,40	2.963.332	0,00	0
037170000	CAVIAR AND CAVIAR SUBSTITUTES	0,00	0	0,16	30.087
037212900	SHRIMPS AND PRAWNS, OTHER THAN IN AIRTIGHT CONTAINERS, PREPARED OR PRESERVED	158,58	3.338.620	6,25	130.741
081420100	FLOURS, MEALS & PELLETS, OF FISH MEAL, UNFIT FOR HUMAN CONSUMPTION	0,00	0	525,00	2.319.747
292961000	AGAR-AGAR	0,00	0	0,50	13.029
292970000	SEAWEEDS AND OTHER ALGAE	0,00	0	3,12	629.949
411110900	FISH-LIVER OIL AND THEIR FRACTIONS, NOT CHEMICALLY MODIFIED	0,00	0	41,33	486.022

411120100	SOLID FRACTIONS OF FISH, OTHER THAN LIVER OILS, NOT CHEMICALLY MODIFIED	0,00	0	1,00	92.735
411120900	FATS AND OILS OF FISH, OTHER THAN LIVER OILS, NOT CHEMICALLY MODIFIED	0,00	0	48,36	464.984
667120000	CULTURED PEARLS, UNWORKED	0,00		0,01	79.619
667130000	CULTURED PEARLS, WORKED	0,00		0,06	103.271
	JUMLAH/*TOTAL*	**1.464,00**	**21.507.862**	**723,78**	**6.259.696**
	GHANA				
034111900	OTHER ORNAMENTAL FISH,OTHER THAN FRY, ALIVE	0,01	456	0,00	0
034114900	CARP, OTHER THAN FRY, ALIVE	0,01	65	0,00	0
081420100	FLOURS, MEALS & PELLETS, OF FISH MEAL, UNFIT FOR HUMAN CONSUMPTION	19,50	33.294	0,00	0
	JUMLAH/*TOTAL*	**19,52**	**33.815**	**0,00**	**0**
	GREECE				
034111900	OTHER ORNAMENTAL FISH,OTHER THAN FRY, ALIVE	59,13	550.024	0,00	0
034114900	CARP, OTHER THAN FRY, ALIVE	1,01	6.441	0,00	0
035130100	IKAN BILIS, DRIED, WHETHER OR NOT SALTED BUT NOT SMOKED	10,00	10.000	0,00	0
036110000	SHRIMPS AND PRAWNS, FIT FOR HUMAN CONSUMPTION, FROZEN	68,35	2.067.159	0,00	0
036371100	CUTTLE FISH AND SQUID, FROZEN	290,51	2.857.216	0,00	0
292961000	AGAR-AGAR	0,00	0	0,36	9.216
	JUMLAH/*TOTAL*	**429,00**	**5.490.840**	**0,36**	**9.216**

Samb. (*Cont'd*)

MALAYSIA

EKSPORT DAN IMPORT KOMODITI PERIKANAN MENGIKUT SEMUA NEGARA YANG DITUJUI DAN NEGARA ASAL, 2006

EXPORT AND IMPORT OF FISHERY COMMODITIES BY ALL COUNTRIES OF DESTINATION AND ORIGIN, 2006

S.I.T.C. Kod Komoditi *Commodity Code*	**Keterangan Komoditi dan Negara** *Description of Commodity and Country*	**Eksport/*Export***		**Import**	
		Kuantiti *Quantity*	**Nilai** *Value*	**Kuantiti** *Quantity*	**Nilai** *Value*
	GUAM				
034111100	ORNAMENTAL FISH, FRY, ALIVE	2,21	233.960	0,00	0
034114900	CARP, OTHER THAN FRY, ALIVE	0,50	9.820	0,00	0
	JUMLAH/*TOTAL*	**2,71**	**243.780**	**0,00**	**0**
	HONG KONG				
017100100	EXTRACTS AND JUICES OF MEAT OR FISH EXTRACTS	32,49	383.063	0,00	0
017100300	EXTRACTS AND JUICES OF CRUSTACEANS, MOLLUSCS OR OTHER AQUATIC INVERTEBRATES	0,00	0	1,02	5.674
034111100	ORNAMENTAL FISH, FRY, ALIVE	59,67	820.013	123,74	2.020.102
034111900	OTHER ORNAMENTAL FISH, OTHER THAN FRY, ALIVE	96,67	1.929.500	16,53	511.598
034112100	TROUT, FRY, ALIVE	0,00	0	7,90	128.588
034113900	EELS (ANGUILLA SPP.), OTHER THAN FRY, ALIVE	0,00	150	1,21	37.927
034114100	CARP, FRY, ALIVE	0,00	0	0,67	36.855
034114900	CARP, OTHER THAN FRY, ALIVE	1,25	69.073	0,00	0
034119000	OTHER LIVE FISH, OTHER THAN TROUT, EELS OR	1.483,40	46.180.671	3,61	173.322
034184000	EELS (ANGUILLA SPP), EXCLUDING LIVERS AND ROES, FRESH OR CHILLED	0,00	0	0,06	3.323
034189000	OTHER FISH, EXCLUDING LIVERS AND ROES, FRESH OR CHILLED	0,02	374	2,71	152.416
034210900	OTHER PACIFIC SALMON	0,00	0	0,55	8.399
034212000	TROUT, EXCLUDING LIVERS AND ROES, FROZEN	0,90	27.000	4,68	86.077
034219000	OTHER SALMONIDAE, EXCL. LIVERS AND ROES,	12,00	129.371	4,29	81.684
034221000	HALIBUT, EXCLUDING LIVERS AND ROES, FROZEN	0,00	0	6,62	166.670
034229000	OTHER FLAT FISH, EXCL. LIVERS AND ROES, FROZEN	0,29	19.160	0,55	14.285
034239000	OTHER TUNAS, EXCLUDING LIVERS AND ROES,	0,09	2.380	0,00	0
034249000	SARDINES, EXCLUDING LIVERS AND ROES, FROZEN	8,50	12.920	0,00	0
034250000	COD, EXCLUDING LIVERS AND ROES, FROZEN	0,00	0	1,36	69.968
034260000	MACKEREL, EXCLUDING LIVERS AND ROES, FROZEN	22,97	178.430	34,58	176.209

034280010	MARINE FISH, EXCL. LIVERS AND ROES, FROZEN	1,94	14.400	0,00	0
034283000	DOGFISH AND OTHER SHARKS, EXCLUDING LIVERS AND ROES, FROZEN	7,00	35.000	0,00	0
034284000	EELS (ANGUILLA SPP),EXCL. LIVERS AND ROES, FROZEN	16,23	97.767	3,60	109.672
034285000	SEA BASS, EXCLUDING LIVERS AND ROES, FROZEN	122,58	954.106	12,70	690.277
034289000	OTHER FISH, EXCLUDING LIVERS AND ROES, FROZEN	603,67	3.732.709	1.433,95	6.679.054
034290000	LIVERS AND ROES, FROZEN	10,14	165.992	2,96	36.857
034400100	FROZEN FILLETS	7,69	116.376	113,02	573.980
034510000	FISH FILLETS, FRESH OR CHILLED	0,00	0	0,30	9.500
034550000	OTHER FISH MEAT (WHETHER OR NOT MINCED), FRESH, CHILLED OR FROZEN	4,72	101.017	32,74	412.064
035120200	FRESHWATER FISH FILLETS, DRIED, SALTED OR IN BRINE, BUT NOT SMOKED	11,12	118.388	0,00	0
035130100	IKAN BILIS, DRIED, WHETHER OR NOT SALTED BUT NOT SMOKED	6,66	80.226	0,00	0
035130200	FISHMAWS, DRIED, WHETHER OR NOT SALTED BUT NOT SMOKED	1,58	99.290	0,26	6.133

Samb. (*Cont'd*)

MALAYSIA

EKSPORT DAN IMPORT KOMODITI PERIKANAN MENGIKUT SEMUA NEGARA YANG DITUJUI DAN NEGARA ASAL, 2006

EXPORT AND IMPORT OF FISHERY COMMODITIES BY ALL COUNTRIES OF DESTINATION AND ORIGIN, 2006

S.I.T.C. Kod Komoditi *Commodity Code*	**Keterangan Komoditi dan Negara** *Description of Commodity and Country*	**Eksport/***Export*		**Import**	
		Kuantiti *Quantity*	**Nilai** *Value*	**Kuantiti** *Quantity*	**Nilai** *Value*
	HONG KONG				
035130300	SHARKS' FINS, DRIED, WHETHER OR NOT SALTED, BUT NOT SMOKED	4,08	355.715	0,21	5.283
035130910	OTHER MARINE FISH, DRIED, WHETHER OR NOT SALTED, BUT NOT SMOKED	2,43	41.600	0,00	0
035299200	SHARKS' FINS, SALTED BUT NOT DRIED OR SMOKED AND IN BRINE	0,32	27.817	3,70	434.838
035309000	OTHER SMOKED FISH, INCLUDING FILLETS	0,00	0	3,07	46.416
035400320	LIVERS AND ROES, DRIED, SALTED OR IN BRINE, OF OTHER MARINE FISH	0,00	0	1,90	11.870
036110000	SHRIMPS AND PRAWNS, FIT FOR HUMAN CONSUMPTION, FROZEN	643,17	13.972.229	41,58	901.694
036193000	CRABS, FROZEN	61,01	476.007	0,44	27.750
036202900	LOBSTERS, O/T IN SHELL, NOT FROZEN	5,82	484.270	0,00	0
036203190	SHRIMPS, O/T IN SHELL, NOT FROZEN	8,77	168.712	0,51	1.563
036203910	SHRIMPS AND PRAWN, O/T IN SHELL FRESH OR	0,02	450	0,00	0
036203990	SHRIMPS AND PRAWN, O/T IN SHELL, O/T FRESH OR CHILLED	77,69	2.339.684	1,23	7.392
036204900	CRABS, O/T IN SHELL, NOT FROZEN	14,45	185.624	0,81	69.409
036209900	OTHER CRUSTACEANS, O/T INSHELL, NOT FROZEN, INCL. FLOURS, MEALS & PELLETS OF CRUSTACEANS, FIT FOR HUMAN CONSUMPTION	0,36	5.445	0,00	0
036310000	OYSTERS, LIVE, FRESH, CHILLED, FROZEN, DRIED, SALTED OR IN BRINE	541,80	564.782	144,00	397.913
036331000	CUTTLE FISH AND SQUID, LIVE, FRESH OR CHILLED	68,54	169.271	0,00	0
036353900	OTHER MOLL. INCL. FLOURS, MEALS & PELLETS OF AQUA. INVTB. O/T CRUSTACEANS, FIT FOR HUMAN CONSUMPTION, LIVE, FRESH OR CHILLED	229,12	251.184	0,00	0
036371100	CUTTLE FISH AND SQUID, FROZEN	255,28	3.245.440	23,56	45.087
036371200	CUTTLEFISH AND SQUID, DRIED, SALTED OR IN BRINE	0,00	0	0,60	10.449
036372100	OCTOPUS, FROZEN	3,21	41.527	44,21	613.473
036372200	OCTOPUS, DRIED, SALTED OR IN BRINE	0,00	0	0,55	7.220
036391100	SCALLOPS, FROZEN	25,26	328.700	95,55	293.464
036391200	SCALLOPS, DRIED, SALTED OR IN BRINE	4,45	30.404	7,53	53.604
036392100	MUSSELS, FROZEN	16,97	593.880	0,00	0
036392900	MUSSELS, OTHER THAN FROZEN, DRIED, SALTED OR IN BRINE	13,87	55.809	0,00	0
036393110	BECHE-DE-MER (TREPANG), FIT FOR HUMAN CONSUMPTION	103,13	2.352.071	0,60	5.722

036393190	OTHER MOLLUSCS INCL. FLOURS, MEALS AND PELLETS OF AQUATIC INVERTEBRATES O/T CRUSTACEANS FIT FOR HUMAN CONSUMPTION	11,92	468.557	0,38	7.612
036399900	OTHER AQUATIC INVERTEBRATES OTHER THAN CRUSTACEANS AND MOLLUSCS	32,95	1.115.734	0,05	13.339
037110000	SALMON, WHOLE OR IN PIECES, BUT NOT MINCED	1,56	10.829	0,00	0
037122110	SARDINES, WHOLE OR IN PIECES, BUT NOT MINCED, IN AIRTIGHT CONTAINERS	318,95	2.806.193	103,20	504.784

Samb. (*Cont'd*)

MALAYSIA

EKSPORT DAN IMPORT KOMODITI PERIKANAN MENGIKUT SEMUA NEGARA YANG DITUJUI DAN NEGARA ASAL, 2006

EXPORT AND IMPORT OF FISHERY COMMODITIES BY ALL COUNTRIES OF DESTINATION AND ORIGIN, 2006

S.I.T.C. Kod Komoditi *Commodity Code*	**Keterangan Komoditi dan Negara** *Description of Commodity and Country*	**Eksport/***Export*		**Import**	
		Kuantiti *Quantity*	**Nilai** *Value*	**Kuantiti** *Quantity*	**Nilai** *Value*
	HONG KONG				
037130990	SKIPJACK AND BONITO (SARDA SPP), WHOLE OR IN PIECES, BUT NOT MINCED, OTHER THAN IN AIRTIGHT CONTAINERS	111,63	1.089.809	0,00	0
037159910	OTHER FISH, WHOLE OR IN PIECES, BUT NOT MINCED, IN AIRTIGHT CONTAINERS	7,85	195.865	105,35	921.842
037159990	OTHER FISH, WHOLE OR IN PIECES, BUT NOT MINCED, OTHER THAN IN AIRTIGHT CONTAINERS	1.104,55	15.291.214	0,00	0
037160100	OTHER PREPARED OR PRESERVED FISH, IN AIRTIGHT CONTAINERS	6,49	181.547	0,00	0
037160920	FISH PASTE AND SIMILAR PREPARATIONS	24,27	285.838	0,74	6.316
037160990	OTHER PREPARED OR PRESD. FISH, OTHER THAN IN AIRTIGHT CONTAINERS	157,38	2.405.879	0,00	0
037211100	CRABS, IN AIRTIGHT CONTAINERS, PREPARED OR PRESERVED	0,48	18.059	0,00	0
037212100	SHRIMPS AND PRAWNS, IN AIRTIGHT CONTAINERS, PREPARED OR PRESERVED	0,30	5.843	0,00	0
037220110	ABALONE, IN AIRTIGHT CONTAINERS, PREPARED OR PRESERVED	0,00	0	17,43	64.944
037220190	ABALONE, OTHER THAN IN AIRTIGHT CONTAINERS, PREPARED OR PRESERVED	0,00	0	3,29	54.786
037220210	CUTTLE FISH, IN AIRTIGHT CONTAINERS, PREPARED OR PRESERVED	2,86	38.068	0,00	0
037220290	CUTTLE FISH, OTHER THAN IN AIRTIGHT CONTAINERS, PREPARED OR PRESERVED	16,97	507.258	9,14	81.438
037220910	OTHER AQUATIC INVERTEBRATES, IN AIRTIGHT CONTAINERS, PREPARED OR PRESERVED	0,00	0	0,50	8.544
037220990	OTHER AQUATIC INVERTEBRATES, OTHER THAN IN AIRTIGHT CONTAINERS, PREPARED OR PRESERVED	0,00	0	27,23	366.065
081420100	FLOURS, MEALS & PELLETS, OF FISH MEAL, UNFIT FOR HUMAN CONSUMPTION	461,00	1.085.098	102,73	426.791
098490200	BELACAN (PRAWN PASTE)	21,61	141.189	0,00	0
098911200	PASTA STUFFED WITH FISH	0,00	0	2,73	12.029
291150000	CORAL AND SHELLS, UNWORKED, POWDER AND WASTE THEREOF	7,76	51.680	0,00	0
291960900	OTHER PRODUCTS OF FISH OR CRUSTACEANS, MOLLUSCS OR OTHER AQUATIC INVERTEBRATES	1,15	30.618	6,37	37.752
291990000	OTHER ANIMAL PRODUCTS AND PRODUCTS OF FISH, CRUS., MOLLUSCS/AQUATIC INVTB., UNFIT FOR HUMAN CONSUMPTION	0,00	0	24,50	41.311
292961000	AGAR-AGAR	0,00	0	5,79	174.263
292970000	SEAWEEDS AND OTHER ALGAE	0,00	0	5,22	36.890
411110900	FISH-LIVER OIL AND THEIR FRACTIONS, NOT CHEMICALLY MODIFIED	5,68	25.865	0,00	0
411120900	FATS AND OILS OF FISH, OTHER THAN LIVER OILS, NOT CHEMICALLY MODIFIED	1,99	97.134	0,00	0
667110000	NATURAL PEARLS	0,00		0,05	188.925
667130000	CULTURED PEARLS, WORKED	0,00		0,42	544.465
	JUMLAH/*TOTAL*	**6.888,68**	**106.810.274**	**2.594,74**	**18.615.877**

Samb. (*Cont'd*)

MALAYSIA

EKSPORT DAN IMPORT KOMODITI PERIKANAN MENGIKUT SEMUA NEGARA YANG DITUJUI DAN NEGARA ASAL, 2006

EXPORT AND IMPORT OF FISHERY COMMODITIES BY ALL COUNTRIES OF DESTINATION AND ORIGIN, 2006

S.I.T.C. Kod Komoditi *Commodity Code*	Keterangan Komoditi dan Negara *Description of Commodity and Country*	Eksport/*Export* Kuantiti *Quantity*	Eksport/*Export* Nilai *Value*	Import Kuantiti *Quantity*	Import Nilai *Value*
	HUNGARY				
034111900	OTHER ORNAMENTAL FISH,OTHER THAN FRY, ALIVE	19,07	248.976	0,00	0
034114900	CARP, OTHER THAN FRY, ALIVE	2,20	13.180	0,00	0
034119000	OTHER LIVE FISH, OTHER THAN TROUT, EELS OR	0,40	700	0,00	0
	JUMLAH/*TOTAL*	**21,67**	**262.856**	**0,00**	**0**
	ICELAND				
034221000	HALIBUT, EXCLUDING LIVERS AND ROES, FROZEN	0,00	0	3,11	82.958
034400100	FROZEN FILLETS	0,00	0	1,40	57.269
035120100	MARINE FISH FILLETS, DRIED, SALTED OR IN BRINE, BUT NOT SMOKED	0,00	0	0,20	8.585
035309000	OTHER SMOKED FISH, INCLUDING FILLETS	0,00	0	0,50	13.197
037170000	CAVIAR AND CAVIAR SUBSTITUTES	0,00	0	0,36	5.095
411110900	FISH-LIVER OIL AND THEIR FRACTIONS, NOT CHEMICALLY MODIFIED	9,64	84.606	0,38	12.664
411120900	FATS AND OILS OF FISH, OTHER THAN LIVER OILS, NOT CHEMICALLY MODIFIED	7,60	36.270	0,00	0
	JUMLAH/*TOTAL*	**17,24**	**120.876**	**5,95**	**179.768**
	INDIA				
034111100	ORNAMENTAL FISH, FRY, ALIVE	0,00	0	72,83	872.690
034111900	OTHER ORNAMENTAL FISH,OTHER THAN FRY, ALIVE	0,00	0	36,03	342.010
034112100	TROUT, FRY, ALIVE	0,00	0	6,55	53.216
034119000	OTHER LIVE FISH, OTHER THAN TROUT, EELS OR	0,00	0	5,98	106.250
034121000	TROUT, EXCLUDING LIVERS AND ROES, FRESH OR CHILLED	0,00	0	0,47	14.657
034122000	PACIFIC SALMON, ATLANTIC SALMON AND DANUBE SALMON, EXCL.LIVERS AND ROES, FRESH OR	0,00	0	0,04	1.599
034131000	HALIBUT, EXCLUDING LIVERS AND ROES, FRESH OR CHILLED	0,00	0	1,06	7.335
034170000	MACKEREL, EXCLUDING LIVERS AND ROES, FRESH OR CHILLED	0,00	0	81,58	547.407
034189000	OTHER FISH, EXCLUDING LIVERS AND ROES, FRESH OR CHILLED	0,00	0	360,45	14.035.487
034210900	OTHER PACIFIC SALMON	0,00	0	27,40	223.888
034219000	OTHER SALMONIDAE, EXCL. LIVERS AND ROES,	0,00	0	796,12	5.777.648
034250000	COD, EXCLUDING LIVERS AND ROES, FROZEN	0,00	0	257,02	961.506
034260000	MACKEREL, EXCLUDING LIVERS AND ROES, FROZEN	0,00	0	4.607,14	20.837.362
034289000	OTHER FISH, EXCLUDING LIVERS AND ROES, FROZEN	75,40	201.492	3.721,26	23.100.512
034400100	FROZEN FILLETS	0,00	0	359,31	2.897.713
034510000	FISH FILLETS, FRESH OR CHILLED	0,00	0	37,51	165.701
034550000	OTHER FISH MEAT (WHETHER OR NOT MINCED), FRESH, CHILLED OR FROZEN	0,00	0	261,83	2.086.279
035120100	MARINE FISH FILLETS, DRIED, SALTED OR IN BRINE, BUT NOT SMOKED	0,00	0	20,08	23.611
035130300	SHARKS' FINS, DRIED, WHETHER OR NOT SALTED, BUT NOT SMOKED	0,00	0	8,66	120.319

Samb. (*Cont'd*)

MALAYSIA

EKSPORT DAN IMPORT KOMODITI PERIKANAN MENGIKUT SEMUA NEGARA YANG DITUJUI DAN NEGARA ASAL, 2006

EXPORT AND IMPORT OF FISHERY COMMODITIES BY ALL COUNTRIES OF DESTINATION AND ORIGIN, 2006

S.I.T.C. Kod Komoditi *Commodity Code*	Keterangan Komoditi dan Negara *Description of Commodity and Country*	Eksport/*Export* Kuantiti *Quantity*	Eksport/*Export* Nilai *Value*	Import Kuantiti *Quantity*	Import Nilai *Value*

	INDIA				
035130910	OTHER MARINE FISH, DRIED, WHETHER OR NOT SALTED, BUT NOT SMOKED	0,00	0	0,97	5.535
035299910	OTHER MARINE FISH, DRIED, SALTED BUT NOT DRIED OR SMOKED AND IN BRINE	5,99	10.813	5,99	11.105
036110000	SHRIMPS AND PRAWNS, FIT FOR HUMAN CONSUMPTION, FROZEN	20,00	610.224	1.453,31	37.672.950
036192000	LOBSTERS (HOMARUS SPP.), FROZEN	0,00	0	14,24	483.355
036193000	CRABS, FROZEN	0,00	0	8,50	155.240
036202900	LOBSTERS, O/T IN SHELL, NOT FROZEN	0,00	0	2,78	161.521
036203990	SHRIMPS AND PRAWNS, O/T IN SHELL, O/T FRESH OR CHILLED	0,00	0	1,93	60.338
036204900	CRABS, O/T IN SHELL, NOT FROZEN	0,00	0	63,68	1.294.863
036371100	CUTTLE FISH AND SQUID, FROZEN	0,00	0	312,85	2.168.838
036393110	BECHE-DE-MER (TREPANG), FIT FOR HUMAN CONSUMPTION	0,00	0	26,86	130.466
036393190	OTHER MOLLUSCS INCL. FLOURS, MEALS AND PELLETS OF AQUATIC INVERTEBRATES O/T CRUSTACEANS FIT FOR HUMAN CONSUMPTION	0,00	0	97,00	568.487
037140100	MACKEREL, WHOLE OR IN PIECES, BUT NOT MINCED, IN AIRTIGHT CONTAINERS	0,00	0	23,93	94.434
037212900	SHRIMPS AND PRAWNS, OTHER THAN IN AIRTIGHT CONTAINERS, PREPARED OR PRESERVED	0,00	0	118,75	3.039.107
081420100	FLOURS, MEALS & PELLETS, OF FISH MEAL, UNFIT FOR HUMAN CONSUMPTION	0,00	0	8,00	20.518
291960900	OTHER PRODUCTS OF FISH OR CRUSTACEANS, MOLLUSCS OR OTHER AQUATIC INVERTEBRATES	0,00	0	2,64	11.904
292961000	AGAR-AGAR	0,00	0	5,60	315.792
292970000	SEAWEEDS AND OTHER ALGAE	0,00	0	0,80	36.366
411110900	FISH-LIVER OIL AND THEIR FRACTIONS, NOT CHEMICALLY MODIFIED	0,00	0	75,00	223.775
411120100	SOLID FRACTIONS OF FISH, OTHER THAN LIVER OILS, NOT CHEMICALLY MODIFIED	0,00	0	535,00	1.535.464
	JUMLAH/*TOTAL*	**101,39**	**822.529**	**13.419,16**	**120.165.248**
	INDONESIA, REPUBLIC OF				
017100070	EXTRACTS AND JUICES OF OTHER MEAT, FISH OR CRUSTACEANS, MOLLUCSOR OTHER AQUATIC INVETEBRATES	2,00	8.000	0,00	0
034110010	OTHER LIVE ORNAMENTAL FISH, MARINE	1,08	18.384	63,57	892.461
034110030	OTHER LIVE ORNAMENTAL FISH, FRESHWATER	185,77	451.779	80,22	2.128.077
034110070	EELS (ANGUILLA SPP.), ALIVE	0,00	0	0,02	254
034110130	MILKFISH OR LAPU LAPU FRY FOR BREEDING, ALIVE	0,00	0	1,79	29.559
034110150	MILKFISH OR LAPU LAPU FRY, OTHER THAN FOR BREEDING, ALIVE	0,00	0	30,97	280.521
034110170	OTHER FISH FRY, FOR BREEDING, ALIVE	167,28	191.200	109,12	1.988.719
034110210	OTHER MARINE FISH, ALIVE	18,00	27.975	13,58	247.254
034110230	OTHER FRESHWATER FISH, ALIVE	1.730,84	3.940.629	106,19	4.349.575
034111100	ORNAMENTAL FISH, FRY, ALIVE	1,49	14.373	595,12	6.031.055

Samb. (*Cont'd*)

MALAYSIA

EKSPORT DAN IMPORT KOMODITI PERIKANAN MENGIKUT SEMUA NEGARA YANG DITUJUI DAN NEGARA ASAL, 2006

EXPORT AND IMPORT OF FISHERY COMMODITIES BY ALL COUNTRIES OF DESTINATION AND ORIGIN, 2006

S.I.T.C. Kod Komoditi *Commodity Code*	**Keterangan Komoditi dan Negara** *Description of Commodity and Country*	**Eksport/***Export* **Kuantiti** *Quantity*	**Eksport/***Export* **Nilai** *Value*	**Import Kuantiti** *Quantity*	**Import Nilai** *Value*
	INDONESIA, REPUBLIC OF				
034119000	OTHER LIVE FISH, OTHER THAN TROUT, EELS OR	0,00	0	3,42	30.239
034129000	OTHER SALMONIDAE, EXCL. LIVERS AND ROES, FRESH OR CHILLED	17,00	19.100	66,30	464.500
034139000	OTHER FLAT FISH, EXCL. LIVERS AND ROES, FRESH OR CHILLED	63,12	240.800	1,55	7.750
034142000	YELLOWFIN TUNAS (THUNNUS ALBACARES), EXCLUDING LIVERS AND ROES, FRESH OR CHILLED	0,00	0	33,35	369.446
034144000	BIGEYE TUNAS (THUNNUS OBESUS), OF FLAT FISH	0,00	0	64,10	705.229

034159000	SARDINES, EXCLUDING LIVERS AND ROES, FRESH OR CHILLED	0,00	0	52,00	143.563
034180010	MARINE FISH, EXCL. LIVERS AND ROES, FRESH OR CHILLED	3.363,01	5.393.074	21.548,13	107.658.181
034180030	FRESHWATER FISH, EXCL. LIVERS AND ROES, FRESH OR CHILLED	692,88	1.353.728	3.949,34	18.678.480
034181000	HADDOCK, EXCLUDING LIVERS AND ROES, FRESH/CHILLED	0,00	0	10,33	42.333
034184000	EELS (ANGUILLA SPP), EXCLUDING LIVERS AND ROES, FRESH OR CHILLED	0,02	40	2,30	6.900
034189000	OTHER FISH, EXCLUDING LIVERS AND ROES, FRESH OR CHILLED	0,00	0	13,55	63.035
034210900	OTHER PACIFIC SALMON	77,03	259.125	0,00	0
034212000	TROUT, EXCLUDING LIVERS AND ROES, FROZEN	0,00	0	18,32	76.077
034219000	OTHER SALMONIDAE, EXCL. LIVERS AND ROES,	1.295,96	1.393.593	11,57	46.898
034229000	OTHER FLAT FISH, EXCL. LIVERS AND ROES, FROZEN	0,00	0	49,02	486.610
034232000	YELLOWFIN TUNAS, EXCL. LIVERS AND ROES,	0,00	0	7,17	44.453
034233000	SKIPJACK OR STRIPE-BELLIED BONITO, EXCLUDING LIVERS AND ROES, FROZEN	0,00	0	26,46	50.919
034235000	BLUEFIN TUNAS (THUNNUS THYNNUS), OF TUNAS	0,00	0	7,10	213.284
034239000	OTHER TUNAS, EXCLUDING LIVERS AND ROES,	159,04	172.444	77,85	278.493
034249000	SARDINES, EXCLUDING LIVERS AND ROES, FROZEN	36,26	57.096	52,54	119.405
034250000	COD, EXCLUDING LIVERS AND ROES, FROZEN	1,97	10.135	0,00	0
034260000	MACKEREL, EXCLUDING LIVERS AND ROES, FROZEN	56,00	128.410	1.123,40	5.465.367
034280010	MARINE FISH, EXCL. LIVERS AND ROES, FROZEN	1.397,87	2.060.125	2.812,46	12.042.452
034280030	FRESHWATER FISH, EXCL.LIVERS AND ROES,	566,72	2.113.385	900,86	2.939.504
034284000	EELS (ANGUILLA SPP),EXCL.LIVERS AND ROES,	0,00	0	47,04	1.377.480
034289000	OTHER FISH, EXCLUDING LIVERS AND ROES, FROZEN	0,00	0	0,04	230
034290000	LIVERS AND ROES, FROZEN	0,00	0	0,85	4.295
034290030	ROES, FROZEN	0,00	0	1,10	6.594
034400100	FROZEN FILLETS	142,23	222.886	1.306,80	9.705.342
034510000	FISH FILLETS, FRESH OR CHILLED	8,71	46.025	91,34	803.275
034550000	OTHER FISH MEAT (WHETHER OR NOT MINCED), FRESH, CHILLED OR FROZEN	514,29	876.024	162,83	948.837
035130010	OTHER SHARKS' FINS, IKANBILIS/FISHMAW'S/SHARKS'FINS / OT MARINE FISH	251,11	627.889	125,07	546.516
035130300	SHARKS' FINS, DRIED, WHETHER OR NOT SALTED, BUT NOT SMOKED	30,58	178.058	7,93	291.519
035130920	OTHER FRESHWATER FISH, DRIED, WHETHER OR NOT SALTED BUT NOT SMOKED	17,75	82.082	12,11	26.555

Samb. (*Cont'd*)

MALAYSIA

EKSPORT DAN IMPORT KOMODITI PERIKANAN MENGIKUT SEMUA NEGARA YANG DITUJUI DAN NEGARA ASAL, 2006

EXPORT AND IMPORT OF FISHERY COMMODITIES BY ALL COUNTRIES OF DESTINATION AND ORIGIN, 2006

S.I.T.C. Kod Komoditi *Commodity Code*	**Keterangan Komoditi dan Negara** *Description of Commodity and Country*	**Eksport/***Export* **Kuantiti** *Quantity*	**Eksport/***Export* **Nilai** *Value*	**Import Kuantiti** *Quantity*	**Import Nilai** *Value*
	INDONESIA, REPUBLIC OF				
035220000	ANCHOVIES, SALTED BUT NOT DRIED OR SMOKED AND IN BRINE	2.605,89	3.484.604	3,15	23.224
035290010	OTHER HERRINGS, COD & ANCHOVIES, FISHMAW'S /SHARKS' FINS/ OT MARINE FISH	0,60	6.000	2,26	30.709
035301000	PACIFIC SALMON, SMOKED INCLUDING FILLETS	5,40	98.000	0,00	0
035400030	LIVERS & ROES OF FISH, DRIED, SALTED/ IN BRINE OF SALMON & OF OT MARINE FISH	0,00	0	2,48	7.452
035500000	FLOURS, MEALS AND PELLETS, OF FISH, FIT FOR HUMAN CONSUMPTION	0,11	1.285	0,00	0
036110000	SHRIMPS AND PRAWNS, FIT FOR HUMAN CONSUMPTION, FROZEN	17,45	322.230	1.118,77	15.171.197
036192000	LOBSTERS (HOMARUS SPP.), FROZEN	0,00	0	0,10	1.500
036193000	CRABS, FROZEN	25,00	906.917	277,93	2.039.602
036199000	OTHER CRUSTACEANS, FROZEN, INCL. FLOURS, MEALS AND PELLETS OF CRUSTACEANS, FIT FOR HUMAN CONSUMPTION	15,58	89.359	0,00	0
036200270	DRIED SHRIMPS & PRAWNS, O/T IN AIRTIGHT	0,00	0	849,45	3.862.002
036200290	SHRIMPS & PRAWNS, O/T DRIED IN AIRTIGHT CONTAINER	0,00	0	0,10	923

036200310	SHRIMPS & PRAWNS, O/T DRIED O/T IN AIRTIGHT CON	15,00	15.000	79,15	570.788
036200330	SHRIMPS AND PRAWNS, BREEDER, NOT FROZEN	8,21	479.224	0,00	0
036200350	LIVE SHRIMPS AND PRAWNS, NOT FROZEN	3,90	75.245	119,51	893.316
036200410	FRESH / CHILLED OF CRAB, O/T IN AIRTIGHT	0,00	0	55,59	469.597
036200430	OTHER FRESH / CHILLED OFCRAB, IN AIRTIGHT CONTAINER	0,00	0	1,64	4.923
036200450	OTHER FRESH / CHILLED OFCRAB, O/T IN AIRTIGHT CONTAINER	0,00	0	20,16	458.090
036200470	CRABS, LIVE, NOT FROZEN	0,00	0	884,23	11.846.374
036200550	OTHER FRESH/ CHILLED OFCRAB FIT FOR HUMAN CONSUMTION, O/T IN AIRTIGHT CONTAINER	3,57	16.732	1,81	12.635
036203190	SHRIMPS, O/T IN SHELL, NOT FROZEN	0,00	0	1,56	12.480
036203910	SHRIMPS AND PRAWN, O/T IN SHELL FRESH OR	0,50	2.196	1.916,53	14.536.147
036203990	SHRIMPS AND PRAWNS, O/T IN SHELL, O/T FRESH OR CHILLED	0,00	0	0,02	653
036310010	OYSTERS; LIVE	0,02	32	0,00	0
036330010	CUTTLEFISH, LIVE	5,50	11.000	47,88	180.935
036330050	CUTTLE FISH, FRESH OR CHILLED	0,30	600	545,58	1.029.478
036350030	MUSSELS, LIVE	0,00	0	11,69	48.996
036350090	MUSSELS, FRESH OR CHILLED	0,00	0	0,96	3.480
036350110	OTHER AQUATIC INVERTEBRATES O/T CRUSTACEANS, FRESH OR CHILLED FIT FOR HUMAN	15,00	9.000	10,00	30.000
036352000	MUSSELS, LIVE, FRESH OR CHILLED	0,00	0	1,25	6.642
036353900	OTHER MOLL. INCL. FLOURS, MEALS & PELLETS OF	0,00	0	0,36	21.432
036371100	CUTTLE FISH AND SQUID, FROZEN	30,12	140.890	649,87	3.959.134
036371200	CUTTLEFISH AND SQUID, DRIED, SALTED OR IN BRINE	0,00	0	70,62	409.943
036372100	OCTOPUS, FROZEN	0,00	0	88,58	454.422

Samb. (*Cont'd*)

MALAYSIA

EKSPORT DAN IMPORT KOMODITI PERIKANAN MENGIKUT SEMUA NEGARA YANG DITUJUI DAN NEGARA ASAL, 2006

EXPORT AND IMPORT OF FISHERY COMMODITIES BY ALL COUNTRIES OF DESTINATION AND ORIGIN, 2006

S.I.T.C. Kod Komoditi *Commodity Code*	**Keterangan Komoditi dan Negara** *Description of Commodity and Country*	**Eksport/***Export* **Kuantiti** *Quantity*	**Eksport/***Export* **Nilai** *Value*	**Import Kuantiti** *Quantity*	**Import Nilai** *Value*
	INDONESIA, REPUBLIC OF				
036372200	OCTOPUS, DRIED, SALTED OR IN BRINE	0,00	0	6,65	88.637
036390010	OTHER MOLLUCS, FROZEN, INCL. FLOURS, MEALS AND PELLETS OF AQUATIC INVERTEBRATES O/T CRUSTACEANS, FOR HUMAN CONSUMPTION	47,40	289.188	10,57	52.622
036390030	OTHER MOLLUSCS, INCL. FLOURS, MEALS & PELLETS OF AQUATIC INVERTEBRATES O/T CRUSTACEANS, DRIED, SALTED OR IN BRINE, HUMAN CONSUMPTION	0,00	0	107,61	745.807
036391100	SCALLOPS, FROZEN	0,00	0	8,48	437.906
036392100	MUSSELS, FROZEN	0,00	0	87,55	480.055
036392200	MUSSELS, DRIED, SALTED OR IN BRINE	0,00	0	0,51	2.220
036399900	OTHER AQUATIC INVERTEBRATES OTHER THAN CRUSTACEANS AND MOLLUSCS	36,30	770.534	78,59	438.876
037110010	SALMON, IN AIRTIGHT CONTAINERS, WHOLE OR IN PIECES, BUT NOT MINCED	19,37	109.143	0,00	0
037110030	SALMON, OTHER THAN IN AIRTIGHT CONTAINERS, WHOLE OR IN PIECES, BUT NOT MINCED	8,35	139.915	0,00	0
037120010	HERRINGS, IN AIRTIGHT CONTAINERS, WHOLE OR IN PIECES, BUT NOT MINCED	1,60	5.600	0,00	0
037122110	SARDINES, WHOLE OR IN PIECES, BUT NOT MINCED, IN AIRTIGHT CONTAINERS	284,01	1.350.923	997,21	3.237.380
037122190	SARDINES, WHOLE OR IN PIECES, BUT NOT MINCED, O/T IN AIRTIGHT CONTAINERS	6,98	29.484	0,00	0
037122910	SARDINELLA AND BRISLING OR SPRATS, WHOLE OR IN PIECES, BUT NOT MINCED, IN AIRTIGHT	2,39	22.755	0,00	0
037130010	PREPARED OR PRESERVED TUNAS, SKIPJACK & BONITO, IN AIRTIGHT CONTAINERS	0,00	0	13,26	136.516
037140100	MACKEREL, WHOLE OR IN PIECES, BUT NOT MINCED, IN AIRTIGHT CONTAINERS	409,10	2.345.799	50,66	150.725
037140900	MACKEREL, WHOLE OR IN PIECES, BUT NOT MINCED, OTHER THAN IN AIRTIGHT CONTAINERS	2,55	11.500	0,00	0

037151100	ANCHOVIES, WHOLE OR IN PIECES, BUT NOT MINCED, IN AIRTIGHT CONTAINERS	0,05	418	0,00	0
037159910	OTHER FISH, WHOLE OR IN PIECES, BUT NOT MINCED, IN AIRTIGHT CONTAINERS	18,17	256.007	0,00	0
037159990	OTHER FISH, WHOLE OR IN PIECES, BUT NOT MINCED, OTHER THAN IN AIRTIGHT CONTAINERS	56,73	794.137	0,00	0
037160010	SHARKS' FINS, PREPARED & READY FOR USE, IN AIRTIGHT CONTAINER	51,33	410.483	0,00	0
037160030	SHARKS' FINS,PREPARED & READY FOR USE, O/T IN AIRTIGHT CONTAINER	10,43	85.955	0,00	0
037160070	FISH SAUSAGES, O/T IN AIRTIGHT CONTAINERS	0,30	5.328	0,00	0
037160150	OTHER PREPARED OR PRESERVED FISH, IN AIRTIGHT CONTAINERS	0,00	0	23,11	196.005
037160920	FISH PASTE AND SIMILAR PREPARATIONS	46,05	210.095	0,00	0
037160990	OTHER PREPARED OR PRESD. FISH, OTHER THAN IN AIRTIGHT CONTAINERS	125,51	1.466.406	38,00	173.981
037170030	CAVIAR AND CAVIAR SUBSTITUTES, O/T INAIRTIGHT CONTAINERS	5,00	22.491	0,00	0
037210030	SHRIMPS PASTE, IN AIRTIGHT CONTAINER	0,90	8.214	0,06	5.729

Samb. (*Cont'd*)

MALAYSIA

EKSPORT DAN IMPORT KOMODITI PERIKANAN MENGIKUT SEMUA NEGARA YANG DITUJUI DAN NEGARA ASAL, 2006

EXPORT AND IMPORT OF FISHERY COMMODITIES BY ALL COUNTRIES OF DESTINATION AND ORIGIN, 2006

S.I.T.C. Kod Komoditi *Commodity Code*	**Keterangan Komoditi dan Negara** *Description of Commodity and Country*	**Eksport/***Export*		**Import**	
		Kuantiti *Quantity*	**Nilai** *Value*	**Kuantiti** *Quantity*	**Nilai** *Value*
	INDONESIA, REPUBLIC OF				
037210110	SHRIMPS PASTE, O/T IN AIRTIGHT CONTAINER	0,00	0	3,20	203.814
037210170	PREPARED & PRESERVED SHRIMPS & PRAWNS	2,10	19.362	9,28	133.091
037211100	CRABS, IN AIRTIGHT CONTAINERS, PREPARED OR PRESERVED	22,75	149.599	30,70	450.933
037211900	CRABS, OTHER THAN IN AIRTIGHT CONTAINERS, PREPARED OR PRESERVED	79,70	189.619	83,31	1.662.265
037220090	CUTTLEFISH OR MOLLUSCS NOT IN AIRTIGHT CONTAINERS, OTHER THAN AQUATIC INVERTEBRATES WHETHER OR NOT IN AIRTIGHT CONTAINERS	22,74	181.566	10,91	128.049
037220190	ABALONE, OTHER THAN IN AIRTIGHT CONTAINERS, PREPARED OR PRESERVED	0,30	6.520	0,07	5.600
037220210	CUTTLE FISH, IN AIRTIGHT CONTAINERS, PREPARED OR PRESERVED	9,91	140.487	0,00	0
037220810	OTHER MOLLUSCS, IN AIRTIGHT CONTAINERS, PREPARED OR PRESERVED	6,29	47.650	3,06	38.751
081420100	FLOURS, MEALS & PELLETS, OF FISH MEAL, UNFIT FOR HUMAN CONSUMPTION	2.190,75	4.103.398	475,87	836.303
081420900	OTHER FLOURS, MEALS & PELLETS, OF OTHER AQUATIC INVERTEBRATES, UNFIT FOR HUMAN	684,96	1.534.870	117,36	202.546
098490200	BELACAN (PRAWN PASTE)	223,38	2.094.657	2,19	43.843
291150010	CORAL AND SIMILAR MATERIAL, UNWORKED OR SIMPLY PREPARED BUT NOT CUT TO SHAPE, POWDER WASTE OF THESE PRODUCT	0,00	0	5,85	112.333
291960090	OTHER PRODUCT OF FISH ORCRUSTACEANS, MOLLUCS OR OTHER AQUATIC INVETEBRATE UNFIT FOR HUMAN CONSUMPTION	0,00	0	26,32	155.504
291990000	OTHER ANIMAL PRODUCTS AND PRODUCTS OF FISH, CRUS., MOLLUSCS/AQUATIC INVTB., UNFIT FOR HUMAN CONSUMPTION	0,00	0	0,15	8.250
292960010	CARAGEENAN	1,20	15.300	0,20	5.589
292961000	AGAR-AGAR	1,38	47.250	48,52	552.357
292970010	FRESH, CHILLED OR DRIED OF SEAWEEDS AND OTHER ALGAE, USED IN DYEING, TANNING, PERFUMERY, PHARMACY/ INSECTICIDAL	3,50	70.007	16,50	83.430
292970030	SEAWEEDS AND OTHER ALGAE:OTHER, FRESH, CHILLED OR DRIED, UNFIT FOR HUMAN	0,00	0	345,28	1.369.640
292970050	SEAWEEDS AND OTHER ALGAE:NOT ELSEWHERE SPECIFIED OR INCLUDED	5,00	74.978	153,20	1.318.606
411110030	FISH LIVER OIL FIT FOR HUMAN CONSUMPTION, O/T SOLID FRACTION NOT CHEMICALLY MODIFIED	2,40	7.200	0,00	0

411120900	FATS AND OILS OF FISH, OTHER THAN LIVER OILS, NOT CHEMICALLY MODIFIED	49,09	677.477	0,00	0
	JUMLAH/*TOTAL*	**17.988,09**	**43.238.988**	**43.102,28**	**249.134.673**

Samb. (*Cont'd*)

MALAYSIA

EKSPORT DAN IMPORT KOMODITI PERIKANAN MENGIKUT SEMUA NEGARA YANG DITUJUI DAN NEGARA ASAL, 2006

EXPORT AND IMPORT OF FISHERY COMMODITIES BY ALL COUNTRIES OF DESTINATION AND ORIGIN, 2006

S.I.T.C. Kod Komoditi *Commodity Code*	**Keterangan Komoditi dan Negara** *Description of Commodity and Country*	**Eksport/***Export* **Kuantiti** *Quantity*	**Eksport/***Export* **Nilai** *Value*	**Import Kuantiti** *Quantity*	**Import Nilai** *Value*
	IRAN, ISLAMIC REP. OF				
034111900	OTHER ORNAMENTAL FISH, OTHER THAN FRY, ALIVE	458,69	3.458.023	0,00	0
034114900	CARP, OTHER THAN FRY, ALIVE	7,32	74.028	0,00	0
034233000	SKIPJACK OR STRIPE-BELLIED BONITO, EXCLUDING LIVERS AND ROES, FROZEN	854,50	1.736.456	0,00	0
034239000	OTHER TUNAS, EXCLUDING LIVERS AND ROES,	340,00	723.520	0,00	0
035130100	IKAN BILIS, DRIED, WHETHER OR NOT SALTED BUT NOT SMOKED	14,45	30.975	0,00	0
291960100	FISH WASTE	7,00	19.182	0,00	0
	JUMLAH/*TOTAL*	**1.681,95**	**6.042.184**	**0,00**	**0**
	IRELAND				
034111900	OTHER ORNAMENTAL FISH, OTHER THAN FRY, ALIVE	1,61	6.929	0,00	0
034400100	FROZEN FILLETS	0,00	0	2,61	80.361
035400100	LIVERS AND ROES, DRIED, SMOKED, SALTED OR IN BRINE, OF COD	0,00	0	0,30	14.501
292961000	AGAR-AGAR	0,00	0	1,50	52.675
411110900	FISH-LIVER OIL AND THEIR FRACTIONS, NOT CHEMICALLY MODIFIED	0,00	0	1,71	21.889
	JUMLAH/*TOTAL*	**1,61**	**6.929**	**6,12**	**169.426**
	ITALY				
034111100	ORNAMENTAL FISH, FRY, ALIVE	1,40	43.256	0,00	0
034111900	OTHER ORNAMENTAL FISH, OTHER THAN FRY, ALIVE	293,12	3.457.015	0,00	0
034114900	CARP, OTHER THAN FRY, ALIVE	27,37	197.005	0,00	0
034119000	OTHER LIVE FISH, OTHER THAN TROUT, EELS OR CARP	0,26	1.720	0,00	0
034189000	OTHER FISH, EXCLUDING LIVERS AND ROES, FRESH OR CHILLED	0,00	0	0,02	1.191
034289000	OTHER FISH, EXCLUDING LIVERS AND ROES, FROZEN	83,87	153.606	0,00	0
034400100	FROZEN FILLETS	4,00	87.994	24,00	107.768
034550000	OTHER FISH MEAT (WHETHER OR NOT MINCED), FRESH, CHILLED OR FROZEN	521,04	9.309.377	0,00	0
035130100	IKAN BILIS, DRIED, WHETHER OR NOT SALTED BUT NOT SMOKED	18,00	33.000	0,00	0
036110000	SHRIMPS AND PRAWNS, FIT FOR HUMAN CONSUMPTION, FROZEN	3.484,05	67.463.347	22,85	900.750
036191000	ROCK LOBSTER AND OTHER SEA CRAWFISH, FROZEN	3,63	109.043	0,00	0
036193000	CRABS, FROZEN	1,00	17.000	0,00	0
036199000	OTHER CRUSTACEANS,FROZEN,INCL. FLOURS, MEALS AND PELLETS OF CRUSTACEANS, FIT FOR HUMAN CONSUMPTION	43,69	636.715	0,00	0
036203190	SHRIMPS, O/T IN SHELL, NOT FROZEN	12,88	274.296	0,00	0
036203990	SHRIMPS AND PRAWNS, O/T IN SHELL, O/T FRESH OR CHILLED	0,00	6	0,00	0
036331000	CUTTLE FISH AND SQUID, LIVE, FRESH OR CHILLED	11,59	135.076	0,00	0
036371100	CUTTLE FISH AND SQUID, FROZEN	12.174,37	129.360.402	93,49	976.271
036372100	OCTOPUS, FROZEN	1.429,63	15.217.807	23,88	133.124
036391100	SCALLOPS, FROZEN	62,82	455.210	0,00	0

Samb. (*Cont'd*)

EKSPORT DAN IMPORT KOMODITI PERIKANAN MENGIKUT SEMUA NEGARA YANG DITUJUI DAN NEGARA ASAL, 2006

EXPORT AND IMPORT OF FISHERY COMMODITIES BY ALL COUNTRIES OF DESTINATION AND ORIGIN, 2006

S.I.T.C. Kod Komoditi *Commodity Code*	Keterangan Komoditi dan Negara *Description of Commodity and Country*	Eksport/*Export* Kuantiti *Quantity*	Eksport/*Export* Nilai *Value*	Import Kuantiti *Quantity*	Import Nilai *Value*
	ITALY				
037151100	ANCHOVIES, WHOLE OR IN PIECES, BUT NOT MINCED, IN AIRTIGHT CONTAINERS	0,00	0	4,73	197.422
037160100	OTHER PREPARED OR PRESERVED FISH, IN AIRTIGHT CONTAINERS	1.608,31	19.500.881	0,00	0
037211100	CRABS, IN AIRTIGHT CONTAINERS, PREPARED OR PRESERVED	25,92	561.550	0,00	0
037212900	SHRIMPS AND PRAWNS, OTHER THAN IN AIRTIGHT CONTAINERS, PREPARED OR PRESERVED	34,36	970.561	0,00	0
291960900	OTHER PRODUCTS OF FISH OR CRUSTACEANS, MOLLUSCS OR OTHER AQUATIC INVERTEBRATES	0,00	0	0,41	21.949
292961000	AGAR-AGAR	0,00	0	0,80	53.519
	JUMLAH/*TOTAL*	**19.841,31**	**247.984.867**	**170,16**	**2.391.994**
	JAPAN				
017100300	EXTRACTS AND JUICES OF CRUSTACEANS, MOLLUSCS OR OTHER AQUATIC INVERTEBRATES	1,18	78.736	0,00	0
034111100	ORNAMENTAL FISH, FRY, ALIVE	26,67	1.453.202	10,31	1.202.782
034111900	OTHER ORNAMENTAL FISH, OTHER THAN FRY, ALIVE	142,12	3.553.943	2,49	211.328
034112900	TROUT, OTHER THAN FRY, ALIVE	0,00	0	1,97	140.831
034114100	CARP, FRY, ALIVE	0,00	0	1,10	137.138
034114900	CARP, OTHER THAN FRY, ALIVE	0,59	5.788	31,35	4.199.943
034119000	OTHER LIVE FISH, OTHER THAN TROUT, EELS OR CARP	0,08	6.134	0,00	0
034122000	PACIFIC SALMON, ATLANTIC SALMON AND DANUBE SALMON, EXCL.LIVERS AND ROES, FRESH OR CHILLED	0,00	0	0,33	19.248
034139000	OTHER FLAT FISH, EXCL. LIVERS AND ROES, FRESH OR CHILLED	0,00	0	11,38	93.979
034142000	YELLOWFIN TUNAS (THUNNUS ALBACARES), EXCLUDING LIVERS AND ROES, FRESH OR CHILLED	681,64	18.550.541	4,97	71.883
034143000	SKIPJACK OR STRIPE-BELLIED BONITO, EXCLUDING LIVERS AND ROES, FRESH OR CHILLED	0,00	0	0,55	21.198
034144000	BIGEYE TUNAS (THUNNUS OBESUS), OF FLAT FISH	28,17	204.414	26,50	171.427
034149000	OTHER TUNAS, EXCLUDING LIVERS AND ROES, FRESH OR CHILLED	3,39	92.855	3,24	227.620
034151000	HERRINGS, EXCLUDING LIVERS AND ROES, FRESH ORCHILLED	0,00	0	0,04	2.398
034159000	SARDINES, EXCLUDING LIVERS AND ROES, FRESH OR CHILLED	0,00	0	0,22	14.197
034170000	MACKEREL, EXCLUDING LIVERS AND ROES, FRESH OR CHILLED	0,00	0	4,08	216.133
034181000	HADDOCK, EXCLUDING LIVERS AND ROES, FRESH/CHILLED	0,00	0	0,22	8.342
034184000	EELS (ANGUILLA SPP), EXCLUDING LIVERS AND ROES, FRESH OR CHILLED	0,00	0	1,68	108.309
034189000	OTHER FISH, EXCLUDING LIVERS AND ROES, FRESH OR CHILLED	0,00	0	48,02	3.307.123
034190000	LIVERS AND ROES, FRESH OR CHILLED	0,00	0	16,47	201.055
034210900	OTHER PACIFIC SALMON	0,00	0	1,44	35.036
034211100	SOCKEYE SALMON (RED SALMON)	0,00	0	3,51	100.704
034219000	OTHER SALMONIDAE, EXCL. LIVERS AND ROES, FROZEN	48,00	347.258	11,69	270.689

Samb. (*Cont'd*)

MALAYSIA

EKSPORT DAN IMPORT KOMODITI PERIKANAN MENGIKUT SEMUA NEGARA YANG DITUJUI DAN NEGARA ASAL, 2006

EXPORT AND IMPORT OF FISHERY COMMODITIES BY ALL COUNTRIES OF DESTINATION AND ORIGIN, 2006

S.I.T.C. Kod Komoditi *Commodity Code*	Keterangan Komoditi dan Negara *Description of Commodity and Country*	Eksport/*Export* Kuantiti *Quantity*	Eksport/*Export* Nilai *Value*	Import Kuantiti *Quantity*	Import Nilai *Value*

	JAPAN				
034223000	SOLE (SOLEA SPP), EXCL. LIVERS AND ROES, FROZEN	0,00	0	0,59	18.176
034229000	OTHER FLAT FISH, EXCL. LIVERS AND ROES, FROZEN	0,00	0	39,38	763.680
034231000	ALBACORE OR LONGFINNED TUNAS, EXCLUDING LIVERS AND ROES, FROZEN	0,00	0	127,32	1.337.910
034232000	YELLOWFIN TUNAS, EXCL. LIVERS AND ROES, FROZEN	111,52	828.424	8,47	45.483
034233000	SKIPJACK OR STRIPE-BELLIED BONITO, EXCLUDING LIVERS AND ROES, FROZEN	0,00	0	40,23	184.882
034234000	BIGEYE TUNAS (THUNNUS OBESUS), OF TUNAS	3,19	23.189	214,11	906.934
034239000	OTHER TUNAS, EXCLUDING LIVERS AND ROES, FROZEN	3,11	87.164	24,64	543.836
034241000	HERRINGS, EXCLUDING LIVERS AND ROES, FROZEN	0,00	0	0,17	8.179
034249000	SARDINES, EXCLUDING LIVERS AND ROES, FROZEN	0,00	0	74,16	354.636
034250000	COD, EXCLUDING LIVERS AND ROES, FROZEN	0,00	0	4,57	200.068
034260000	MACKEREL, EXCLUDING LIVERS AND ROES, FROZEN	0,00	0	1.330,19	4.514.681
034284000	EELS (ANGUILLA SPP), EXCL.LIVERS AND ROES, FROZEN	0,00	0	0,88	30.037
034285000	SEA BASS, EXCLUDING LIVERS AND ROES, FROZEN	0,00	0	0,07	5.410
034289000	OTHER FISH, EXCLUDING LIVERS AND ROES, FROZEN	30,98	192.755	181,87	1.322.378
034290000	LIVERS AND ROES, FROZEN	0,00	0	58,92	1.402.673
034400100	FROZEN FILLETS	1.242,65	5.617.235	105,07	1.467.406
034510000	FISH FILLETS, FRESH OR CHILLED	0,00	0	9,94	188.960
034550000	OTHER FISH MEAT (WHETHER OR NOT MINCED), FRESH, CHILLED OR FROZEN	3.524,12	16.502.981	76,11	2.286.490
035120100	MARINE FISH FILLETS, DRIED, SALTED OR IN BRINE, BUT NOT SMOKED	10,47	25.865	0,00	0
035130300	SHARKS' FINS, DRIED, WHETHER OR NOT SALTED, BUT NOT SMOKED	0,00	0	0,60	17.935
035130910	OTHER MARINE FISH, DRIED, WHETHER OR NOT SALTED, BUT NOT SMOKED	0,00	0	2,95	143.525
035299910	OTHER MARINE FISH, DRIED, SALTED BUT NOT DRIED OR SMOKED AND IN BRINE	5,00	34.180	0,00	0
035309000	OTHER SMOKED FISH, INCLUDING FILLETS	0,00	0	0,31	24.143
035400100	LIVERS AND ROES, DRIED, SMOKED, SALTED OR IN BRINE, OF COD	0,00	0	0,64	53.518
036110000	SHRIMPS AND PRAWNS, FIT FOR HUMAN CONSUMPTION, FROZEN	3.022,20	82.260.481	1,91	89.378
036191000	ROCK LOBSTER AND OTHER SEA CRAWFISH, FROZEN	2,07	124.990	0,00	0
036193000	CRABS, FROZEN	347,52	6.744.213	0,97	48.701
036203190	SHRIMPS, O/T IN SHELL, NOT FROZEN	34,96	427.018	0,13	5.512
036203910	SHRIMPS AND PRAWN, O/T IN SHELL FRESH OR	233,75	13.188.280	0,08	3.638
036203990	SHRIMPS AND PRAWNS, O/T IN SHELL, O/T FRESH OR CHILLED	0,00	81	0,06	3.229
036204900	CRABS, O/T IN SHELL, NOT FROZEN	53,62	590.960	0,05	8.345
036310000	OYSTERS, LIVE, FRESH, CHILLED, FROZEN, DRIED, SALTED OR IN BRINE	0,00	0	7,25	110.015
036331000	CUTTLE FISH AND SQUID, LIVE, FRESH OR CHILLED	0,00	0	13,66	135.801
036371100	CUTTLE FISH AND SQUID, FROZEN	2.832,68	45.508.415	5,54	135.831
036372100	OCTOPUS, FROZEN	32,11	265.342	10,64	446.922

Samb. (*Cont'd*)

MALAYSIA

EKSPORT DAN IMPORT KOMODITI PERIKANAN MENGIKUT SEMUA NEGARA YANG DITUJUI DAN NEGARA ASAL, 2006

EXPORT AND IMPORT OF FISHERY COMMODITIES BY ALL COUNTRIES OF DESTINATION AND ORIGIN, 2006

S.I.T.C. Kod Komoditi *Commodity Code*	**Keterangan Komoditi dan Negara** *Description of Commodity and Country*	**Eksport/***Export* **Kuantiti** *Quantity*	**Eksport/***Export* **Nilai** *Value*	**Import Kuantiti** *Quantity*	**Import Nilai** *Value*
	JAPAN				
036391100	SCALLOPS, FROZEN	0,00	0	77,08	915.315
036391200	SCALLOPS, DRIED, SALTED OR IN BRINE	0,00	0	0,80	11.256
036392100	MUSSELS, FROZEN	1,17	30.970	0,00	0
036393110	BECHE-DE-MER (TREPANG), FIT FOR HUMAN CONSUMPTION	21,13	233.663	0,00	0
036393190	OTHER MOLLUSCS INCL. FLOURS, MEALS AND PELLETS OF AQUATIC INVERTEBRATES O/T CRUSTACEANS FIT FOR HUMAN CONSUMPTION	853,84	9.485.342	2,50	35.150

036399900	OTHER AQUATIC INVERTEBRATES OTHER THAN CRUSTACEANS AND MOLLUSCS	212,95	1.503.471	0,75	19.278
037122110	SARDINES, WHOLE OR IN PIECES, BUT NOT MINCED, IN AIRTIGHT CONTAINERS	1,36	15.957	0,00	0
037130190	TUNAS, WHOLE OR IN PIECES,BUT NOT MINCED, O/T IN AIRTIGHT CONTAINERS	229,68	4.343.751	0,00	0
037130990	SKIPJACK AND BONITO (SARDA SPP), WHOLE OR IN PIECES, BUT NOT MINCED, OTHER THAN IN AIRTIGHT CONTAINERS	46,47	509.996	0,00	0
037140100	MACKEREL, WHOLE OR IN PIECES, BUT NOT MINCED, IN AIRTIGHT CONTAINERS	3,23	46.247	2,72	24.127
037159190	HORSE MACKEREL, WHOLE OR IN PIECES, BUT NOT MINCED, OTHER THAN IN AIRTIGHT CONTAINERS	0,00	0	1,44	7.862
037159990	OTHER FISH, WHOLE OR IN PIECES, BUT NOT MINCED, OTHER THAN IN AIRTIGHT CONTAINERS	23,00	273.737	14,56	907.159
037160100	OTHER PREPARED OR PRESERVED FISH, IN AIRTIGHT CONTAINERS	10,56	102.353	2,05	98.073
037160920	FISH PASTE AND SIMILAR PREPARATIONS	1.765,51	8.364.623	23,67	246.458
037160990	OTHER PREPARED OR PRESD. FISH, OTHER THAN IN AIRTIGHT CONTAINERS	11,88	122.984	30,07	331.943
037211900	CRABS, OTHER THAN IN AIRTIGHT CONTAINERS, PREPARED OR PRESERVED	17,56	124.842	0,00	0
037220110	ABALONE, IN AIRTIGHT CONTAINERS, PREPARED OR PRESERVED	0,00	0	0,20	16.741
037220290	CUTTLE FISH, OTHER THAN IN AIRTIGHT CONTAINERS, PREPARED OR PRESERVED	3,00	20.458	0,00	0
037220890	OTHER MOLLUSCS, OTHER THAN IN AIRTIGHT CONTAINERS, PREPARED OR PRESERVED	0,00	0	1,90	80.233
081420100	FLOURS, MEALS & PELLETS, OF FISH MEAL, UNFIT FOR HUMAN CONSUMPTION	105,00	182.636	76,79	255.846
081420900	OTHER FLOURS, MEALS & PELLETS, OF OTHER AQUATIC INVERTEBRATES, UNFIT FOR HUMAN CONSUMPTION	0,00	0	183,55	561.767
291960900	OTHER PRODUCTS OF FISH OR CRUSTACEANS, MOLLUSCS OR OTHER AQUATIC INVERTEBRATES	0,00	0	2,00	13.795
291990000	OTHER ANIMAL PRODUCTS AND PRODUCTS OF FISH, CRUS., MOLLUSCS/AQUATIC INVTB., UNFIT FOR HUMAN CONSUMPTION	0,00	0	32,00	65.115
292961000	AGAR-AGAR	0,00	0	19,37	873.282
292970000	SEAWEEDS AND OTHER ALGAE	60,00	857.611	11,67	789.024
411110900	FISH-LIVER OIL AND THEIR FRACTIONS, NOT CHEMICALLY MODIFIED	0,00	0	0,40	10.011

Samb. (*Cont'd*)

MALAYSIA

EKSPORT DAN IMPORT KOMODITI PERIKANAN MENGIKUT SEMUA NEGARA YANG DITUJUI DAN NEGARA ASAL, 2006

EXPORT AND IMPORT OF FISHERY COMMODITIES BY ALL COUNTRIES OF DESTINATION AND ORIGIN, 2006

S.I.T.C. Kod Komoditi *Commodity Code*	**Keterangan Komoditi dan Negara** *Description of Commodity and Country*	**Eksport/***Export*		**Import**	
		Kuantiti *Quantity*	**Nilai** *Value*	**Kuantiti** *Quantity*	**Nilai** *Value*
	JAPAN				
411120100	SOLID FRACTIONS OF FISH, OTHER THAN LIVER OILS, NOT CHEMICALLY MODIFIED	0,00	0	0,45	55.415
411120900	FATS AND OILS OF FISH, OTHER THAN LIVER OILS, NOT CHEMICALLY MODIFIED	0,00	0	0,46	126.210
667110000	NATURAL PEARLS	0,00	0	0,01	33.635
667120000	CULTURED PEARLS, UNWORKED	0,00	0	0,09	121.765
667130000	CULTURED PEARLS, WORKED	0,32	4.684.573	0,23	5.396.461
	JUMLAH/*TOTAL*	**15.788,43**	**227.617.658**	**3.007,80**	**38.565.596**
	JORDAN				
034111900	OTHER ORNAMENTAL FISH, OTHER THAN FRY, ALIVE	4,22	31.153	0,00	0
034114900	CARP, OTHER THAN FRY, ALIVE	0,03	300	0,00	0
036203990	SHRIMPS AND PRAWNS, O/T IN SHELL, O/T FRESH OR CHILLED	0,05	2.910	0,00	0
037159990	OTHER FISH, WHOLE OR IN PIECES, BUT NOT MINCED, OTHER THAN IN AIRTIGHT CONTAINERS	0,60	8.317	0,00	0
037160100	OTHER PREPARED OR PRESERVED FISH, IN AIRTIGHT CONTAINERS	2,02	14.715	0,00	0

037212900	SHRIMPS AND PRAWNS, OTHER THAN IN AIRTIGHT CONTAINERS, PREPARED OR PRESERVED	2,03	34.787	0,00	0
037220290	CUTTLE FISH, OTHER THAN IN AIRTIGHT CONTAINERS, PREPARED OR PRESERVED	0,48	5.954	0,00	0
	JUMLAH/*TOTAL*	**9,42**	**98.136**	**0,00**	**0**
	KAZAKHSTAN				
034111900	OTHER ORNAMENTAL FISH, OTHER THAN FRY, ALIVE	3,72	21.865	0,00	0
034114900	CARP, OTHER THAN FRY, ALIVE	0,12	920	0,00	0
	JUMLAH/*TOTAL*	**3,84**	**22.785**	**0,00**	**0**
	KENYA				
034289000	OTHER FISH, EXCLUDING LIVERS AND ROES, FROZEN	0,00	0	0,20	8.108
034400100	FROZEN FILLETS	0,00	0	155,12	2.541.323
034550000	OTHER FISH MEAT (WHETHER OR NOT MINCED), FRESH, CHILLED OR FROZEN	0,00	0	17,50	295.542
	JUMLAH/*TOTAL*	**0,00**	**0**	**172,82**	**2.844.973**
	KOREA, REPUBLIC OF				
034111100	ORNAMENTAL FISH, FRY, ALIVE	0,45	65.805	0,00	0
034111900	OTHER ORNAMENTAL FISH, OTHER THAN FRY, ALIVE	2,48	86.925	0,00	0
034210900	OTHER PACIFIC SALMON	0,00	0	1,60	22.331
034250000	COD, EXCLUDING LIVERS AND ROES, FROZEN	0,00	0	0,47	1.387
034260000	MACKEREL, EXCLUDING LIVERS AND ROES, FROZEN	0,00	0	212,27	1.062.438
034289000	OTHER FISH, EXCLUDING LIVERS AND ROES, FROZEN	92,53	368.379	273,77	3.630.970
034290000	LIVERS AND ROES, FROZEN	0,02	174	0,00	0
034400100	FROZEN FILLETS	7,72	41.643	0,00	0

Samb. (*Cont'd*)

MALAYSIA

EKSPORT DAN IMPORT KOMODITI PERIKANAN MENGIKUT SEMUA NEGARA YANG DITUJUI DAN NEGARA ASAL, 2006

EXPORT AND IMPORT OF FISHERY COMMODITIES BY ALL COUNTRIES OF DESTINATION AND ORIGIN, 2006

S.I.T.C. Kod Komoditi *Commodity Code*	**Keterangan Komoditi dan Negara** *Description of Commodity and Country*	**Eksport/*Export***		**Import**	
		Kuantiti *Quantity*	**Nilai** *Value*	**Kuantiti** *Quantity*	**Nilai** *Value*
	KOREA, REPUBLIC OF				
034550000	OTHER FISH MEAT (WHETHER OR NOT MINCED), FRESH, CHILLED OR FROZEN	962,04	2.733.162	4,50	18.142
035130300	SHARKS' FINS, DRIED, WHETHER OR NOT SALTED, BUT NOT SMOKED	1,80	162.837	0,00	0
035299910	OTHER MARINE FISH, DRIED, SALTED BUT NOT DRIED OR SMOKED AND IN BRINE	51,00	192.565	0,00	0
036110000	SHRIMPS AND PRAWNS, FIT FOR HUMAN CONSUMPTION, FROZEN	588,05	7.208.871	0,00	0
036191000	ROCK LOBSTER AND OTHER SEA CRAWFISH, FROZEN	3,99	129.499	0,00	0
036193000	CRABS, FROZEN	17,65	224.155	2,00	141.185
036199000	OTHER CRUSTACEANS, FROZEN, INCL. FLOURS, MEALS AND PELLETS OF CRUSTACEANS, FIT FOR HUMAN CONSUMPTION	8,25	333.370	0,00	0
036202900	LOBSTERS, O/T IN SHELL, NOT FROZEN	0,00	0	1,14	116.178
036203910	SHRIMPS AND PRAWN, O/T IN SHELL FRESH OR	6,60	209.022	0,00	0
036203990	SHRIMPS AND PRAWNS, O/T IN SHELL, O/T FRESH OR CHILLED	0,10	3.100	0,00	0
036204900	CRABS, O/T IN SHELL, NOT FROZEN	0,00	0	9,66	1.037.838
036310000	OYSTERS, LIVE, FRESH, CHILLED, FROZEN, DRIED, SALTED OR IN BRINE	0,00	0	136,72	1.184.989
036331000	CUTTLE FISH AND SQUID, LIVE, FRESH OR CHILLED	29,00	86.911	0,00	0
036353900	OTHER MOLL. INCL. FLOURS, MEALS & PELLETS OF AQUA. INVTB. O/T CRUSTACEANS, FIT FOR HUMAN CONSUMPTION, LIVE, FRESH OR CHILLED	29,00	54.958	0,00	0
036371100	CUTTLE FISH AND SQUID, FROZEN	3.989,81	6.175.000	46,48	191.520
036371200	CUTTLEFISH AND SQUID, DRIED, SALTED OR IN BRINE	0,00	0	62,84	242.372
036372100	OCTOPUS, FROZEN	71,11	473.605	2,00	27.542
036391200	SCALLOPS, DRIED, SALTED OR IN BRINE	1,40	68.426	45,00	145.921
036392100	MUSSELS, FROZEN	30,11	1.076.330	0,00	0

036392200	MUSSELS, DRIED, SALTED OR IN BRINE	0,00	0	77,58	265.830
036392900	MUSSELS, OTHER THAN FROZEN, DRIED, SALTED OR IN BRINE	5,04	33.396	0,00	0
036393110	BECHE-DE-MER (TREPANG), FIT FOR HUMAN CONSUMPTION	126,25	925.377	0,30	5.338
036393190	OTHER MOLLUSCS INCL. FLOURS, MEALS AND PELLETS OF AQUATIC INVERTEBRATES O/T CRUSTACEANS FIT FOR HUMAN CONSUMPTION	84,92	1.030.917	0,00	0
036399900	OTHER AQUATIC INVERTEBRATES OTHER THAN CRUSTACEANS AND MOLLUSCS	75,58	2.196.239	0,00	0
037130110	TUNAS, WHOLE OR IN PIECES, BUT NOT MINCED, IN AIRTIGHT CONTAINERS	0,00	0	1,15	6.521
037160100	OTHER PREPARED OR PRESERVED FISH, IN AIRTIGHT CONTAINERS	0,00	0	13,00	59.963
037160920	FISH PASTE AND SIMILAR PREPARATIONS	1.146,00	4.081.831	0,00	0
037160990	OTHER PREPARED OR PRESERVED FISH, OTHER THAN IN AIRTIGHT CONTAINERS	9,20	104.910	0,00	0
037212900	SHRIMPS AND PRAWNS, OTHER THAN IN AIRTIGHT CONTAINERS, PREPARED OR PRESERVED	2,50	114.361	0,00	0

Samb. (*Cont'd*)

MALAYSIA

EKSPORT DAN IMPORT KOMODITI PERIKANAN MENGIKUT SEMUA NEGARA YANG DITUJUI DAN NEGARA ASAL, 2006

EXPORT AND IMPORT OF FISHERY COMMODITIES BY ALL COUNTRIES OF DESTINATION AND ORIGIN, 2006

S.I.T.C. Kod Komoditi *Commodity Code*	**Keterangan Komoditi dan Negara** *Description of Commodity and Country*	**Eksport/***Export*		**Import**	
		Kuantiti *Quantity*	**Nilai** *Value*	**Kuantiti** *Quantity*	**Nilai** *Value*
	KOREA, REPUBLIC OF				
037220190	ABALONE, OTHER THAN IN AIRTIGHT CONTAINERS, PREPARED OR PRESERVED	4,74	194.340	0,00	0
037220290	CUTTLE FISH, OTHER THAN IN AIRTIGHT CONTAINERS, PREPARED OR PRESERVED	0,00	0	0,90	39.220
037220990	OTHER AQUATIC INVERTEBRATES, OTHER THAN IN AIRTIGHT CONTAINERS, PREPARED OR PRESERVED	0,00	0	0,48	33.300
081420100	FLOURS, MEALS & PELLETS, OF FISH MEAL, UNFIT FOR HUMAN CONSUMPTION	0,00	0	356,89	900.084
081420900	OTHER FLOURS, MEALS & PELLETS, OF OTHER AQUATIC INVERTEBRATES, UNFIT FOR HUMAN CONSUMPTION	0,00	0	234,36	543.903
292970000	SEAWEEDS AND OTHER ALGAE	46,11	231.892	9,18	129.496
	JUMLAH/*TOTAL*	**7.393,45**	**28.608.000**	**1.492,29**	**9.806.468**
	KUWAIT				
034111900	OTHER ORNAMENTAL FISH, OTHER THAN FRY, ALIVE	4,99	72.625	0,00	0
034114900	CARP, OTHER THAN FRY, ALIVE	1,15	8.000	0,00	0
034139000	OTHER FLAT FISH, EXCL. LIVERS AND ROES, FRESH OR CHILLED	23,00	81.211	0,00	0
037159990	OTHER FISH, WHOLE OR IN PIECES, BUT NOT MINCED, OTHER THAN IN AIRTIGHT CONTAINERS	50,70	682.251	0,00	0
037212900	SHRIMPS AND PRAWNS, OTHER THAN IN AIRTIGHT CONTAINERS, PREPARED OR PRESERVED	1,80	30.562	0,00	0
037220290	CUTTLE FISH, OTHER THAN IN AIRTIGHT CONTAINERS, PREPARED OR PRESERVED	1,01	11.842	0,00	0
	JUMLAH/*TOTAL*	**82,65**	**886.491**	**0,00**	**0**
	LEBANON				
034111900	OTHER ORNAMENTAL FISH, OTHER THAN FRY, ALIVE	111,15	632.374	0,00	0
034114900	CARP, OTHER THAN FRY, ALIVE	9,93	81.169	0,00	0
035130100	IKAN BILIS, DRIED, WHETHER OR NOT SALTED BUT NOT SMOKED	12,00	12.000	0,00	0
036110000	SHRIMPS AND PRAWNS, FIT FOR HUMAN CONSUMPTION, FROZEN	19,46	465.693	0,00	0
036203190	SHRIMPS, O/T IN SHELL, NOT FROZEN	0,00	23	0,00	0
036203990	SHRIMPS AND PRAWNS, O/T IN SHELL, O/T FRESH OR CHILLED	0,08	2.740	0,00	0
037159990	OTHER FISH, WHOLE OR IN PIECES, BUT NOT MINCED, OTHER THAN IN AIRTIGHT CONTAINERS	23,88	289.095	0,00	0
037160100	OTHER PREPARED OR PRESERVED FISH, IN AIRTIGHT CONTAINERS	18,64	187.368	0,00	0

037212900	SHRIMPS AND PRAWNS, OTHER THAN IN AIRTIGHT CONTAINERS, PREPARED OR PRESERVED	22,80	433.725	0,00	0
037220290	CUTTLE FISH, OTHER THAN IN AIRTIGHT CONTAINERS, PREPARED OR PRESERVED	36,42	478.626	0,00	0
	JUMLAH/*TOTAL*	**254,37**	**2.582.813**	**0,00**	**0**

Samb. (*Cont'd*)

MALAYSIA

EKSPORT DAN IMPORT KOMODITI PERIKANAN MENGIKUT SEMUA NEGARA YANG DITUJUI DAN NEGARA ASAL, 2006

EXPORT AND IMPORT OF FISHERY COMMODITIES BY ALL COUNTRIES OF DESTINATION AND ORIGIN, 2006

S.I.T.C. Kod Komoditi *Commodity Code*	**Keterangan Komoditi dan Negara** *Description of Commodity and Country*	**Eksport/*Export***		**Import**	
		Kuantiti *Quantity*	**Nilai** *Value*	**Kuantiti** *Quantity*	**Nilai** *Value*
	LITHUANIA				
034284000	EELS (ANGUILLA SPP), EXCL.LIVERS AND ROES, FROZEN	46,42	1.292.925	0,00	0
034289000	OTHER FISH, EXCLUDING LIVERS AND ROES, FROZEN	79,31	151.069	0,00	0
034400100	FROZEN FILLETS	252,00	1.050.684	0,00	0
034550000	OTHER FISH MEAT (WHETHER OR NOT MINCED), FRESH, CHILLED OR FROZEN	126,00	550.949	0,00	0
	JUMLAH/*TOTAL*	**503,73**	**3.045.627**	**0,00**	**0**
	LUXEMBOURG				
034111900	OTHER ORNAMENTAL FISH, OTHER THAN FRY, ALIVE	7,37	73.001	0,00	0
034114900	CARP, OTHER THAN FRY, ALIVE	0,80	8.000	0,00	0
	JUMLAH/*TOTAL*	**8,17**	**81.001**	**0,00**	**0**
	MACAU				
034111900	OTHER ORNAMENTAL FISH, OTHER THAN FRY, ALIVE	0,30	11.205	0,00	0
035130300	SHARKS' FINS, DRIED, WHETHER OR NOT SALTED, BUT NOT SMOKED	0,00	0	0,14	9.592
035299200	SHARKS' FINS, SALTED BUT NOT DRIED OR SMOKED AND IN BRINE	0,00	0	0,14	5.329
	JUMLAH/*TOTAL*	**0,30**	**11.205**	**0,28**	**14.921**
	MADAGASCAR				
036353110	BECHE-DE-MER (TREPANG) LIVE, FRESH OR CHILLED	0,00	0	1,38	38.418
	JUMLAH/*TOTAL*	**0,00**	**0**	**1,38**	**38.418**
	MALDIVES				
034111900	OTHER ORNAMENTAL FISH, OTHER THAN FRY, ALIVE	7,59	109.120	0,00	0
034114900	CARP, OTHER THAN FRY, ALIVE	3,60	36.000	0,00	0
034149000	OTHER TUNAS, EXCLUDING LIVERS AND ROES, FRESH OR CHILLED	0,00	0	3,38	34.832
034189000	OTHER FISH, EXCLUDING LIVERS AND ROES, FRESH OR CHILLED	0,00	0	0,43	9.482
034234000	BIGEYE TUNAS (THUNNUS OBESUS), OF TUNAS	0,00	0	13,14	73.199
034283000	DOGFISH AND OTHER SHARKS, EXCLUDING LIVERS AND ROES, FROZEN	0,00	0	11,11	13.429
034289000	OTHER FISH, EXCLUDING LIVERS AND ROES, FROZEN	0,00	0	9,60	12.097
034290000	LIVERS AND ROES, FROZEN	0,12	2.642	0,00	0
034550000	OTHER FISH MEAT (WHETHER OR NOT MINCED), FRESH, CHILLED OR FROZEN	0,00	0	0,79	9.748
035130100	IKAN BILIS, DRIED, WHETHER OR NOT SALTED BUT NOT SMOKED	3,51	28.629	0,00	0
036393110	BECHE-DE-MER (TREPANG), FIT FOR HUMAN CONSUMPTION	0,00	0	0,33	7.058
	JUMLAH/*TOTAL*	**14,82**	**176.391**	**38,78**	**159.845**

Samb. (*Cont'd*)

MALAYSIA

EKSPORT DAN IMPORT KOMODITI PERIKANAN MENGIKUT SEMUA NEGARA YANG DITUJUI DAN NEGARA ASAL, 2006

EXPORT AND IMPORT OF FISHERY COMMODITIES BY ALL COUNTRIES OF DESTINATION AND ORIGIN, 2006

S.I.T.C. Kod Komoditi *Commodity Code*	Keterangan Komoditi dan Negara *Description of Commodity and Country*	Eksport/*Export* Kuantiti *Quantity*	Eksport/*Export* Nilai *Value*	Import Kuantiti *Quantity*	Import Nilai *Value*
	MALTA				
037160100	OTHER PREPARED OR PRESERVED FISH, IN AIRTIGHT CONTAINERS	7,48	94.997	0,00	0
	JUMLAH/*TOTAL*	**7,48**	**94.997**	**0,00**	**0**
	MAURITIUS				
034111100	ORNAMENTAL FISH, FRY, ALIVE	1,50	18.949	0,00	0
034111900	OTHER ORNAMENTAL FISH, OTHER THAN FRY, ALIVE	13,37	231.938	0,00	0
034114900	CARP, OTHER THAN FRY, ALIVE	7,34	75.355	0,00	0
034139000	OTHER FLAT FISH, EXCL. LIVERS AND ROES, FRESH OR CHILLED	0,26	1.430	0,00	0
034231000	ALBACORE OR LONGFINNED TUNAS, EXCLUDING LIVERS AND ROES, FROZEN	0,00	0	986,27	10.495.572
034285000	SEA BASS, EXCLUDING LIVERS AND ROES, FROZEN	0,00	0	10,29	594.309
034289000	OTHER FISH, EXCLUDING LIVERS AND ROES, FROZEN	0,00	0	21,00	363.384
034550000	OTHER FISH MEAT (WHETHER OR NOT MINCED), FRESH, CHILLED OR FROZEN	1,77	11.770	8,19	24.548
035130100	IKAN BILIS, DRIED, WHETHER OR NOT SALTED BUT NOT SMOKED	13,00	13.200	0,00	0
036110000	SHRIMPS AND PRAWNS, FIT FOR HUMAN CONSUMPTION, FROZEN	7,90	145.718	0,00	0
036193000	CRABS, FROZEN	3,00	18.841	0,00	0
036203190	SHRIMPS, O/T IN SHELL, NOT FROZEN	1,50	24.758	0,00	0
037130990	SKIPJACK AND BONITO (SARDA SPP), WHOLE OR IN PIECES, BUT NOT MINCED, OTHER THAN IN AIRTIGHT CONTAINERS	114,00	245.524	0,00	0
037160100	OTHER PREPARED OR PRESERVED FISH, IN AIRTIGHT CONTAINERS	25,87	240.042	0,00	0
037160920	FISH PASTE AND SIMILAR PREPARATIONS	27,65	168.724	0,00	0
037160990	OTHER PREPARED OR PRESERVED FISH, OTHER THAN IN AIRTIGHT CONTAINERS	182,44	1.250.701	0,00	0
292961000	AGAR-AGAR	0,39	18.940	0,00	0
	JUMLAH/*TOTAL*	**399,97**	**2.465.890**	**1.025,75**	**11.477.813**
	MEXICO				
034159000	SARDINES, EXCLUDING LIVERS AND ROES, FRESH OR CHILLED	0,00	0	78,87	265.061
034249000	SARDINES, EXCLUDING LIVERS AND ROES, FROZEN	0,00	0	4.541,07	16.675.151
034260000	MACKEREL, EXCLUDING LIVERS AND ROES, FROZEN	0,00	0	1.365,46	5.405.063
036209900	OTHER CRUSTACEANS, O/T INSHELL, NOT FROZEN, INCL. FLOURS, MEALS & PELLETS OF CRUSTACEANS, FIT FOR HUMAN CONSUMPTION	0,00	0	0,01	5.956
037219100	OTHER CRUSTACEANS, IN AIRTIGHT CONTAINERS, PREPARED OR PRESERVED	0,00	0	6,53	16.320
037220110	ABALONE, IN AIRTIGHT CONTAINERS, PREPARED OR PRESERVED	0,00	0	3,74	140.494
037220810	OTHER MOLLUSCS, IN AIRTIGHT CONTAINERS, PREPARED OR PRESERVED	0,00	0	0,26	8.990
	JUMLAH/*TOTAL*	**0,00**	**0**	**5.995,93**	**22.517.035**

Samb. (*Cont'd*)

MALAYSIA

EKSPORT DAN IMPORT KOMODITI PERIKANAN MENGIKUT SEMUA NEGARA YANG DITUJUI DAN NEGARA ASAL, 2006

EXPORT AND IMPORT OF FISHERY COMMODITIES BY ALL COUNTRIES OF DESTINATION AND ORIGIN, 2006

S.I.T.C. Kod Komoditi *Commodity Code*	Keterangan Komoditi dan Negara *Description of Commodity and Country*	Eksport/*Export* Kuantiti *Quantity*	Eksport/*Export* Nilai *Value*	Import Kuantiti *Quantity*	Import Nilai *Value*

	MONGOLIA, PEOPLE'S REP. OF				
034289000	OTHER FISH, EXCLUDING LIVERS AND ROES, FROZEN	0,00	0	13,60	51.429
034400100	FROZEN FILLETS	0,00	0	7,30	80.417
	JUMLAH/*TOTAL*	**0,00**	**0**	**20,90**	**131.846**
	MOROCCO				
034111900	OTHER ORNAMENTAL FISH, OTHER THAN FRY, ALIVE	1,35	16.364	0,00	0
034114900	CARP, OTHER THAN FRY, ALIVE	0,03	240	0,00	0
034249000	SARDINES, EXCLUDING LIVERS AND ROES, FROZEN	0,00	0	52,42	175.359
034400100	FROZEN FILLETS	0,00	0	13,61	102.629
	JUMLAH/*TOTAL*	**1,38**	**16.604**	**66,03**	**277.988**
	MYANMAR, UNION OF				
034110010	OTHER LIVE ORNAMENTAL FISH, MARINE	0,00	0	0,15	9.989
034111100	ORNAMENTAL FISH, FRY, ALIVE	0,00	0	6,36	130.084
034219000	OTHER SALMONIDAE, EXCL. LIVERS AND ROES, FROZEN	0,00	0	160,87	1.259.489
034239000	OTHER TUNAS, EXCLUDING LIVERS AND ROES, FROZEN	0,00	0	397,83	4.987.648
034260000	MACKEREL, EXCLUDING LIVERS AND ROES, FROZEN	0,00	0	183,20	625.396
034280010	MARINE FISH, EXCL. LIVERS AND ROES, FROZEN	30,96	55.073	4.644,97	26.873.638
034280030	FRESHWATER FISH, EXCL.LIVERS AND ROES, FROZEN	0,00	0	933,56	5.217.693
034284000	EELS (ANGUILLA SPP), EXCL.LIVERS AND ROES, FROZEN	0,00	0	2,00	5.163
034290030	ROES, FROZEN	0,00	0	0,02	22
034400100	FROZEN FILLETS	0,00	0	98,42	1.327.962
034550000	OTHER FISH MEAT (WHETHER OR NOT MINCED), FRESH, CHILLED OR FROZEN	0,00	0	968,58	3.674.723
035120200	FRESHWATER FISH FILLETS, DRIED, SALTED OR IN BRINE, BUT NOT SMOKED	0,00	0	18,83	55.837
035130010	OTHER SHARKS' FINS, IKANBILIS/FISHMAW'S/SHARKS'FINS OT MARINE FISH	0,00	0	412,75	1.990.447
035130300	SHARKS' FINS, DRIED, WHETHER OR NOT SALTED, BUT NOT SMOKED	0,00	0	30,89	218.946
035130920	OTHER FRESHWATER FISH, DRIED, WHETHER OR NOT SALTED BUT NOT SMOKED	0,00	0	426,39	1.977.558
035299910	OTHER MARINE FISH, DRIED, SALTED BUT NOT DRIED OR SMOKED AND IN BRINE	0,00	0	6,00	36.184
035299920	OTHER FRESHWATER FISH, SALTED BUT NOT DRIED OR SMOKED AND IN BRINE	0,00	0	385,67	787.587
035400010	LIVERS & ROES OF FISH,OF COD/ OF SMOKED SALMON & OF OT SMOKED MARINE FISH & OF SMOKED FRESHWATER FISH	0,00	0	2,96	5.635
035400030	LIVERS & ROES OF FISH, DRIED, SALTED/ IN BRINE OF SALMON & OF OT MARINE FISH	0,00	0	54,01	234.084
036110000	SHRIMPS AND PRAWNS, FIT FOR HUMAN CONSUMPTION, FROZEN	0,00	0	2.023,66	33.598.543
036192000	LOBSTERS (HOMARUS SPP.), FROZEN	0,00	0	11,13	476.548
036193000	CRABS, FROZEN	0,00	0	776,86	5.255.376

Samb. (*Cont'd*)

MALAYSIA

EKSPORT DAN IMPORT KOMODITI PERIKANAN MENGIKUT SEMUA NEGARA YANG DITUJUI DAN NEGARA ASAL, 2006

EXPORT AND IMPORT OF FISHERY COMMODITIES BY ALL COUNTRIES OF DESTINATION AND ORIGIN, 2006

S.I.T.C. Kod Komoditi *Commodity Code*	**Keterangan Komoditi dan Negara** *Description of Commodity and Country*	**Eksport/***Export* **Kuantiti** *Quantity*	**Eksport/***Export* **Nilai** *Value*	**Import Kuantiti** *Quantity*	**Import Nilai** *Value*
	MYANMAR, UNION OF				
036200110	DRIED LOBSTER, IN AIRTIGHT CONTAINER	0,00	0	5,81	57.295
036200230	LOBSTERS (HOMARUS SPP.) FRESH OR CHILLED, NOT FROZEN	0,00	0	0,36	17.567
036200270	DRIED SHRIMPS & PRAWNS,O/T IN AIRTIGHT CONTAINER	0,00	0	1.104,98	17.530.663
036200310	SHRIMPS & PRAWNS, O/T DRIED O/T IN AIRTIGHT CONTAINER	0,00	0	6,21	146.947
036200330	SHRIMPS AND PRAWNS,BREEDER, NOT FROZEN	0,00	0	3,03	45.726
036200350	LIVE SHRIMPS AND PRAWNS,NOT FROZEN	0,00	0	147,20	2.392.265
036200410	FRESH / CHILLED OF CRAB,O/T IN AIRTIGHT CONTAINER	0,00	0	39,38	104.687
036203910	SHRIMPS AND PRAWN, O/T IN SHELL FRESH OR	0,00	0	13,63	565.506

036371100	CUTTLE FISH AND SQUID, FROZEN	3,29	5.967	801,53	1.861.994
036371200	CUTTLEFISH AND SQUID, DRIED, SALTED OR IN BRINE	0,00	0	114,95	288.127
036372100	OCTOPUS, FROZEN	3,00	5.444	0,00	0
036390010	OTHER MOLLUCS, FROZEN, INCL. FLOURS, MEALS AND PELLETS OF AQUATIC INVERTEBRATES O/T CRUSTACEANS, FOR HUMAN CONSUMPTION	0,00	0	76,50	499.117
036390030	OTHER MOLLUCS, INCL. FLOURS, MEALS & PELLETSOF AQUATIC INVERTEBRATES O/T CRUSTACEANS, DRIED, SALTED OR IN BRINE, HUMAN CONSUMPTION	0,00	0	40,08	134.734
036391100	SCALLOPS, FROZEN	0,00	0	1,39	5.123
036392100	MUSSELS, FROZEN	0,00	0	8,36	49.943
036392200	MUSSELS, DRIED, SALTED OR IN BRINE	0,00	0	2,70	20.136
036399900	OTHER AQUATIC INVERTEBRATES OTHER THAN CRUSTACEANS AND MOLLUSCS	0,00	0	233,87	891.709
037210170	PREPARED & PRESERVED SHRIMPS & PRAWNS	0,00	0	10,26	482.594
081420100	FLOURS, MEALS & PELLETS, OF FISH MEAL, UNFIT FOR HUMAN CONSUMPTION	40,00	102.000	1.894,38	4.298.637
081420900	OTHER FLOURS, MEALS & PELLETS, OF OTHER AQUATIC INVERTEBRATES, UNFIT FOR HUMAN CONSUMPTION	0,00	0	200,00	353.939
098490200	BELACAN (PRAWN PASTE)	3,50	7.169	0,00	0
291150030	SHELLS OF MOLLUSCS, CRUSTACEANS OR ECHINODERMS, UNWORKED OR SIMPLY PREPARED BUT NOT CUT, POWDER AND WASTE	0,18	6.393	0,00	0
292961000	AGAR-AGAR	0,65	17.840	0,00	0
	JUMLAH/*TOTAL*	**81,58**	**199.886**	**16.249,72**	**118.495.261**
	NAMIBIA				
034231000	ALBACORE OR LONGFINNED TUNAS, EXCLUDING LIVERS AND ROES, FROZEN	0,00	0	26,98	266.247
034400100	FROZEN FILLETS	0,00	0	198,07	2.321.129
	JUMLAH/*TOTAL*	**0,00**	**0**	**225,05**	**2.587.376**
	NAURU				
037160990	OTHER PREPARED OR PRESERVED FISH, OTHER THAN IN AIRTIGHT CONTAINERS	2,95	5.485	0,00	0
	JUMLAH/*TOTAL*	**2,95**	**5.485**	**0,00**	**0**

Samb. (*Cont'd*)

MALAYSIA

EKSPORT DAN IMPORT KOMODITI PERIKANAN MENGIKUT SEMUA NEGARA YANG DITUJUI DAN NEGARA ASAL, 2006

EXPORT AND IMPORT OF FISHERY COMMODITIES BY ALL COUNTRIES OF DESTINATION AND ORIGIN, 2006

S.I.T.C. Kod Komoditi *Commodity Code*	**Keterangan Komoditi dan Negara** *Description of Commodity and Country*	**Eksport/*Export***		**Import**	
		Kuantiti *Quantity*	**Nilai** *Value*	**Kuantiti** *Quantity*	**Nilai** *Value*
	NETHERLANDS				
034111900	OTHER ORNAMENTAL FISH, OTHER THAN FRY, ALIVE	399,62	5.233.028	0,00	0
034114900	CARP, OTHER THAN FRY, ALIVE	146,42	978.622	0,00	0
034121000	TROUT, EXCLUDING LIVERS AND ROES, FRESH OR CHILLED	0,00	0	0,36	18.233
034122000	PACIFIC SALMON, ATLANTIC SALMON AND DANUBE SALMON, EXCL.LIVERS AND ROES, FRESH OR CHILLED	0,00	0	185,57	2.216.268
034129000	OTHER SALMONIDAE, EXCL. LIVERS AND ROES, FRESH OR CHILLED	0,00	0	26,94	443.074
034131000	HALIBUT, EXCLUDING LIVERS AND ROES, FRESH OR CHILLED	0,00	0	0,10	5.079
034133000	SOLE (SOLEA SPP), EXCLUDING LIVERS AND ROES, FRESH OR CHILLED	0,00	0	0,48	24.354
034139000	OTHER FLAT FISH, EXCL. LIVERS AND ROES, FRESH OR CHILLED	0,00	0	1,18	95.309
034149000	OTHER TUNAS, EXCLUDING LIVERS AND ROES, FRESH OR CHILLED	0,00	0	0,05	2.182
034190000	LIVERS AND ROES, FRESH OR CHILLED	0,00	0	0,00	834
034210900	OTHER PACIFIC SALMON	0,00	0	126,17	1.470.449
034223000	SOLE (SOLEA SPP), EXCL. LIVERS AND ROES, FROZEN	0,00	0	0,76	64.519
034229000	OTHER FLAT FISH, EXCL. LIVERS AND ROES, FROZEN	0,00	0	0,17	11.280
034239000	OTHER TUNAS, EXCLUDING LIVERS AND ROES, FROZEN	0,00	0	106,96	615.241

034249000	SARDINES, EXCLUDING LIVERS AND ROES, FROZEN	0,00	0	53,54	322.756
034250000	COD, EXCLUDING LIVERS AND ROES, FROZEN	0,00	0	184,04	2.198.320
034260000	MACKEREL, EXCLUDING LIVERS AND ROES, FROZEN	0,00	0	135,53	973.245
034281000	HADDOCK, EXCLUDING LIVERS AND ROES, FROZEN	0,00	0	0,72	18.041
034285000	SEA BASS, EXCLUDING LIVERS AND ROES, FROZEN	0,00	0	0,07	5.064
034289000	OTHER FISH, EXCLUDING LIVERS AND ROES, FROZEN	8,71	77.646	54,78	244.809
034290000	LIVERS AND ROES, FROZEN	0,00	0	0,00	870
034400100	FROZEN FILLETS	44,24	1.074.833	39,61	386.907
034510000	FISH FILLETS, FRESH OR CHILLED	0,00	0	0,22	6.240
034550000	OTHER FISH MEAT (WHETHER OR NOT MINCED), FRESH, CHILLED OR FROZEN	176,63	4.862.508	0,00	0
035130100	IKAN BILIS, DRIED, WHETHER OR NOT SALTED BUT NOT SMOKED	43,73	562.572	0,00	0
035130910	OTHER MARINE FISH, DRIED, WHETHER OR NOT SALTED, BUT NOT SMOKED	37,29	1.114.896	0,00	0
036110000	SHRIMPS AND PRAWNS, FIT FOR HUMAN CONSUMPTION, FROZEN	588,95	14.057.581	45,36	506.679
036193000	CRABS, FROZEN	0,00	0	0,82	9.395
036199000	OTHER CRUSTACEANS, FROZEN, INCL. FLOURS, MEALS AND PELLETS OF CRUSTACEANS, FIT FOR HUMAN CONSUMPTION	7,93	173.959	0,00	0
036203110	SHRIMPS AND PRAWNS, IN SHELL COOKED BY STEAMING OR BY BOILING IN WATER, DRIED, SALTED OR IN BRINE, IN AIRTIGHT CTR	12,05	160.369	0,00	0
036203190	SHRIMPS, O/T IN SHELL, NOT FROZEN	49,99	728.923	0,00	0
036203990	SHRIMPS AND PRAWNS, O/T IN SHELL, O/T FRESH OR CHILLED	0,00	0	0,02	2.058

Samb. (*Cont'd*)

MALAYSIA

EKSPORT DAN IMPORT KOMODITI PERIKANAN MENGIKUT SEMUA NEGARA YANG DITUJUI DAN NEGARA ASAL, 2006

EXPORT AND IMPORT OF FISHERY COMMODITIES BY ALL COUNTRIES OF DESTINATION AND ORIGIN, 2006

S.I.T.C. Kod Komoditi *Commodity Code*	**Keterangan Komoditi dan Negara** *Description of Commodity and Country*	**Eksport/***Export*		**Import**	
		Kuantiti *Quantity*	**Nilai** *Value*	**Kuantiti** *Quantity*	**Nilai** *Value*
	NETHERLANDS				
036204100	CRABS, IN AIRTIGHT CONTAINERS, NOT FROZEN	96,23	1.583.504	0,00	0
036371100	CUTTLE FISH AND SQUID, FROZEN	204,78	1.781.045	24,00	126.285
036371200	CUTTLEFISH AND SQUID, DRIED, SALTED OR IN BRINE	2,99	130.913	0,00	0
037122110	SARDINES, WHOLE OR IN PIECES, BUT NOT MINCED, IN AIRTIGHT CONTAINERS	0,00	0	1,63	13.728
037140100	MACKEREL, WHOLE OR IN PIECES, BUT NOT MINCED, IN AIRTIGHT CONTAINERS	0,00	0	3,98	86.172
037151100	ANCHOVIES, WHOLE OR IN PIECES, BUT NOT MINCED, IN AIRTIGHT CONTAINERS	0,53	20.020	0,00	0
037159910	OTHER FISH, WHOLE OR IN PIECES, BUT NOT MINCED, IN AIRTIGHT CONTAINERS	3,37	75.187	0,00	0
037159990	OTHER FISH, WHOLE OR IN PIECES, BUT NOT MINCED, OTHER THAN IN AIRTIGHT CONTAINERS	340,03	6.288.720	0,00	0
037160100	OTHER PREPARED OR PRESERVED FISH, IN AIRTIGHT CONTAINERS	199,19	2.347.189	0,00	0
037160920	FISH PASTE AND SIMILAR PREPARATIONS	3,15	27.553	0,00	0
037170000	CAVIAR AND CAVIAR SUBSTITUTES	0,00	0	0,09	7.952
037211100	CRABS, IN AIRTIGHT CONTAINERS, PREPARED OR PRESERVED	177,82	3.530.386	0,00	0
037211900	CRABS, OTHER THAN IN AIRTIGHT CONTAINERS, PREPARED OR PRESERVED	0,00	0	0,77	8.138
037212100	SHRIMPS AND PRAWNS, IN AIRTIGHT CONTAINERS, PREPARED OR PRESERVED	27,24	216.588	0,00	0
037212900	SHRIMPS AND PRAWNS, OTHER THAN IN AIRTIGHT CONTAINERS, PREPARED OR PRESERVED	63,37	1.403.464	0,34	8.853
037220110	ABALONE, IN AIRTIGHT CONTAINERS, PREPARED OR PRESERVED	0,00	0	0,22	21.587
037220910	OTHER AQUATIC INVERTEBRATES, IN AIRTIGHT CONTAINERS, PREPARED OR PRESERVED	35,29	358.004	0,00	0
098490200	BELACAN (PRAWN PASTE)	45,46	532.180	0,00	0
411110900	FISH-LIVER OIL AND THEIR FRACTIONS, NOT CHEMICALLY MODIFIED	0,00	0	18,05	183.137

411120100	SOLID FRACTIONS OF FISH, OTHER THAN LIVER OILS, NOT CHEMICALLY MODIFIED	0,00	0	24,70	1.622.217
411120900	FATS AND OILS OF FISH, OTHER THAN LIVER OILS, NOT CHEMICALLY MODIFIED	0,00	0	30,85	185.987
	JUMLAH/*TOTAL*	**2.714,99**	**47.319.690**	**1.068,08**	**11.905.262**
	NEW CALEDONIA				
037122110	SARDINES, WHOLE OR IN PIECES, BUT NOT MINCED, IN AIRTIGHT CONTAINERS	7,96	93.732	0,00	0
037140100	MACKEREL, WHOLE OR IN PIECES, BUT NOT MINCED, IN AIRTIGHT CONTAINERS	51,03	301.324	0,00	0
	JUMLAH/*TOTAL*	**58,99**	**395.056**	**0,00**	**0**
	NEW ZEALAND				
034111900	OTHER ORNAMENTAL FISH, OTHER THAN FRY, ALIVE	0,48	12.880	0,00	0
034122000	PACIFIC SALMON, ATLANTIC SALMON AND DANUBE SALMON, EXCL.LIVERS AND ROES, FRESH OR CHILLED	0,00	0	6,38	197.829

Samb. (*Cont'd*)

MALAYSIA

EKSPORT DAN IMPORT KOMODITI PERIKANAN MENGIKUT SEMUA NEGARA YANG DITUJUI DAN NEGARA ASAL, 2006

EXPORT AND IMPORT OF FISHERY COMMODITIES BY ALL COUNTRIES OF DESTINATION AND ORIGIN, 2006

S.I.T.C. Kod Komoditi *Commodity Code*	**Keterangan Komoditi dan Negara** *Description of Commodity and Country*	**Eksport/***Export*		**Import**	
		Kuantiti *Quantity*	**Nilai** *Value*	**Kuantiti** *Quantity*	**Nilai** *Value*
034129000	OTHER SALMONIDAE, EXCL. LIVERS AND ROES, FRESH OR CHILLED	0,00	0	1,06	33.042
034139000	OTHER FLAT FISH, EXCL. LIVERS AND ROES, FRESH OR CHILLED	0,00	0	0,01	916
034189000	OTHER FISH, EXCLUDING LIVERS AND ROES, FRESH OR CHILLED	0,00	0	0,95	15.821
034210900	OTHER PACIFIC SALMON	0,00	0	2,23	79.836
034211100	SOCKEYE SALMON (RED SALMON)	0,00	0	5,63	170.204
034223000	SOLE (SOLEA SPP), EXCL.LIVERS AND ROES, FROZEN	0,00	0	5,70	61.388
034249000	SARDINES, EXCLUDING LIVERS AND ROES, FROZEN	15,50	23.250	0,00	0
034283000	DOGFISH AND OTHER SHARKS, EXCLUDING LIVERS AND ROES, FROZEN	0,00	0	25,83	1.270.983
034289000	OTHER FISH, EXCLUDING LIVERS AND ROES, FROZEN	74,00	111.000	355,68	1.455.294
034400100	FROZEN FILLETS	0,00	0	75,83	913.417
034510000	FISH FILLETS, FRESH OR CHILLED	0,00	0	8,86	171.603
034550000	OTHER FISH MEAT (WHETHER OR NOT MINCED), FRESH, CHILLED OR FROZEN	0,00	0	5,04	42.510
035120100	MARINE FISH FILLETS, DRIED, SALTED OR IN BRINE, BUT NOT SMOKED	1,63	26.635	0,00	0
035130100	IKAN BILIS, DRIED, WHETHER OR NOT SALTED BUT NOT SMOKED	1,03	24.619	0,00	0
035130300	SHARKS' FINS, DRIED, WHETHER OR NOT SALTED, BUT NOT SMOKED	0,00	0	0,41	17.310
035500000	FLOURS, MEALS AND PELLETSOF FISH, FIT FOR HUMAN CONSUMPTION	0,00	0	0,15	16.318
036110000	SHRIMPS AND PRAWNS, FIT FOR HUMAN CONSUMPTION, FROZEN	61,62	1.021.794	0,00	0
036191000	ROCK LOBSTER AND OTHER SEA CRAWFISH, FROZEN	0,00	0	0,24	27.534
036192000	LOBSTERS (HOMARUS SPP.), FROZEN	0,00	0	1,36	211.140
036202900	LOBSTERS, O/T IN SHELL, NOT FROZEN	0,00	0	17,67	2.494.759
036209900	OTHER CRUSTACEANS, O/T INSHELL, NOT FROZEN, INCL. FLOURS, MEALS & PELLETS OF CRUSTACEANS, FIT FOR HUMAN CONSUMPTION	0,00	0	0,03	6.862
036371100	CUTTLE FISH AND SQUID, FROZEN	0,70	5.697	38,08	81.804
036392100	MUSSELS, FROZEN	0,00	0	279,11	3.345.393
036393110	BECHE-DE-MER (TREPANG), FIT FOR HUMAN CONSUMPTION	0,00	0	0,40	6.769
037159990	OTHER FISH, WHOLE OR IN PIECES, BUT NOT MINCED, OTHER THAN IN AIRTIGHT CONTAINERS	7,78	130.552	0,00	0
037160100	OTHER PREPARED OR PRESERVED FISH, IN AIRTIGHT CONTAINERS	41,28	330.353	0,00	0
037160990	OTHER PREPARED OR PRESERVED FISH, OTHER THAN IN AIRTIGHT CONTAINERS	0,00	0	33,57	224.782

037212900	SHRIMPS AND PRAWNS, OTHER THAN IN AIRTIGHT CONTAINERS, PREPARED OR PRESERVED	73,64	1.794.747	0,00	0
037220110	ABALONE, IN AIRTIGHT CONTAINERS, PREPARED OR PRESERVED	0,00	0	32,84	652.162
037220290	CUTTLE FISH, OTHER THAN IN AIRTIGHT CONTAINERS, PREPARED OR PRESERVED	14,62	158.094	0,00	0

Samb. (*Cont'd*)

MALAYSIA

EKSPORT DAN IMPORT KOMODITI PERIKANAN MENGIKUT SEMUA NEGARA YANG DITUJUI DAN NEGARA ASAL, 2006

EXPORT AND IMPORT OF FISHERY COMMODITIES BY ALL COUNTRIES OF DESTINATION AND ORIGIN, 2006

S.I.T.C. Kod Komoditi *Commodity Code*	**Keterangan Komoditi dan Negara** *Description of Commodity and Country*	**Eksport/***Export*		**Import**	
		Kuantiti *Quantity*	**Nilai** *Value*	**Kuantiti** *Quantity*	**Nilai** *Value*
	NEW ZEALAND				
037220810	OTHER MOLLUSCS, IN AIRTIGHT CONTAINERS, PREPARED OR PRESERVED	0,00	0	0,20	8.160
037220890	OTHER MOLLUSCS, OTHER THAN IN AIRTIGHT CONTAINERS, PREPARED OR PRESERVED	0,00	0	10,73	73.200
081420900	OTHER FLOURS, MEALS & PELLETS, OF OTHER AQUATIC INVERTEBRATES, UNFIT FOR HUMAN CONSUMPTION	8,12	48.291	100,01	139.348
291990000	OTHER ANIMAL PRODUCTS AND PRODUCTS OF FISH, CRUS., MOLLUSCS/AQUATIC INVTB., UNFIT FOR HUMAN CONSUMPTION	0,00	0	564,35	888.119
292970000	SEAWEEDS AND OTHER ALGAE	0,00	0	0,15	5.486
411110900	FISH-LIVER OIL AND THEIR FRACTIONS, NOT CHEMICALLY MODIFIED	0,00	0	57,33	165.479
411120900	FATS AND OILS OF FISH, OTHER THAN LIVER OILS, NOT CHEMICALLY MODIFIED	0,00	0	95,55	266.332
	JUMLAH/*TOTAL*	**300,41**	**3.687.912**	**1.725,39**	**13.043.800**
	NIGERIA				
034111100	ORNAMENTAL FISH, FRY, ALIVE	0,00	0	4,83	108.575
	JUMLAH/*TOTAL*	**0,00**	**0**	**4,83**	**108.575**
	NORWAY				
017100100	EXTRACTS AND JUICES OF MEAT OR FISH EXTRACTS	0,00	0	7,15	126.583
017100300	EXTRACTS AND JUICES OF CRUSTACEANS, MOLLUSCS OR OTHER AQUATIC INVERTEBRATES	0,00	0	2,28	54.523
034111900	OTHER ORNAMENTAL FISH, OTHER THAN FRY, ALIVE	6,67	79.715	0,00	0
034114900	CARP, OTHER THAN FRY, ALIVE	0,31	1.750	0,00	0
034121000	TROUT, EXCLUDING LIVERS AND ROES, FRESH OR CHILLED	0,00	0	12,18	355.636
034122000	PACIFIC SALMON, ATLANTIC SALMON AND DANUBE SALMON, EXCL.LIVERS AND ROES, FRESH OR CHILLED	0,00	0	567,85	17.209.887
034129000	OTHER SALMONIDAE, EXCL. LIVERS AND ROES, FRESH OR CHILLED	0,00	0	44,68	1.246.935
034139000	OTHER FLAT FISH, EXCL. LIVERS AND ROES, FRESH OR CHILLED	0,00	0	10,52	249.289
034189000	OTHER FISH, EXCLUDING LIVERS AND ROES, FRESH OR CHILLED	0,00	0	0,04	2.945
034212000	TROUT, EXCLUDING LIVERS AND ROES, FROZEN	0,00	0	89,77	1.872.666
034213000	ATLANTIC SALMON AND DANUBE SALMON, EXCLUDING LIVERS AND ROES, FROZEN	0,00	0	82,48	1.703.926
034219000	OTHER SALMONIDAE, EXCL.LIVERS AND ROES, FROZEN	0,00	0	89,57	1.847.040
034221000	HALIBUT, EXCLUDING LIVERS AND ROES, FROZEN	0,00	0	1,05	36.862
034229000	OTHER FLAT FISH, EXCL.LIVERS AND ROES, FROZEN	0,00	0	13,59	154.032
034250000	COD, EXCLUDING LIVERS AND ROES, FROZEN	0,00	0	0,02	848
034260000	MACKEREL, EXCLUDING LIVERS AND ROES, FROZEN	0,00	0	29,78	288.408
034285000	SEA BASS, EXCLUDING LIVERS AND ROES, FROZEN	0,00	0	24,83	1.306.776
034289000	OTHER FISH, EXCLUDING LIVERS AND ROES, FROZEN	0,00	0	11,47	266.543
034400100	FROZEN FILLETS	0,00	0	72,05	2.749.590

Samb. (*Cont'd*)

MALAYSIA

EKSPORT DAN IMPORT KOMODITI PERIKANAN MENGIKUT SEMUA NEGARA YANG DITUJUI

DAN NEGARA ASAL, 2006

EXPORT AND IMPORT OF FISHERY COMMODITIES BY ALL COUNTRIES OF DESTINATION AND ORIGIN, 2006

S.I.T.C. Kod Komoditi *Commodity Code*	Keterangan Komoditi dan Negara *Description of Commodity and Country*	Eksport/*Export* Kuantiti *Quantity*	Eksport/*Export* Nilai *Value*	Import Kuantiti *Quantity*	Import Nilai *Value*
	NORWAY				
034510000	FISH FILLETS, FRESH OR CHILLED	0,00	0	1,39	46.954
034550000	OTHER FISH MEAT (WHETHER OR NOT MINCED), FRESH, CHILLED OR FROZEN	0,00	0	0,31	12.978
035500000	FLOURS, MEALS AND PELLETSOF FISH, FIT FOR HUMAN CONSUMPTION	0,00	0	1,80	168.878
036110000	SHRIMPS AND PRAWNS, FIT FOR HUMAN CONSUMPTION, FROZEN	0,00	0	1,00	18.096
036193000	CRABS, FROZEN	0,00	0	0,21	9.506
036203990	SHRIMPS AND PRAWNS, O/T IN SHELL, O/T FRESH OR CHILLED	0,00	0	1,60	57.532
036204900	CRABS, O/T IN SHELL, NOT FROZEN	0,00	0	0,20	10.806
036209900	OTHER CRUSTACEANS, O/T IN SHELL, NOT FROZEN, INCL. FLOURS, MEALS & PELLETS OF CRUSTACEANS, FIT FOR HUMAN CONSUMPTION	0,00	0	0,43	41.589
036371900	CUTTLE FISH AND SQUID, OTHER THAN FROZEN, DRIED, SALTED OR IN BRINE	0,00	0	1,20	93.103
036391100	SCALLOPS, FROZEN	0,00	0	0,20	8.490
036391900	SCALLOPS, O/T FROZEN, DRIED, SALTED OR IN BRINE	0,00	0	0,20	14.049
037110000	SALMON, WHOLE OR IN PIECES, BUT NOT MINCED	0,00	0	0,27	10.017
037160100	OTHER PREPARED OR PRESERVED FISH, IN AIRTIGHT CONTAINERS	0,00	0	0,50	30.786
037160990	OTHER PREPARED OR PRESERVED FISH, OTHER THAN IN AIRTIGHT CONTAINERS	0,00	0	2,00	122.493
037212100	SHRIMPS AND PRAWNS, IN AIRTIGHT CONTAINERS, PREPARED OR PRESERVED	0,00	0	3,15	165.379
037212900	SHRIMPS AND PRAWNS, OTHER THAN IN AIRTIGHT CONTAINERS, PREPARED OR PRESERVED	0,00	0	0,10	6.725
411120900	FATS AND OILS OF FISH, OTHER THAN LIVER OILS, NOT CHEMICALLY MODIFIED	0,00	0	14,06	334.860
	JUMLAH/*TOTAL*	**6,97**	**81.465**	**1.087,92**	**30.624.730**
	OMAN				
034170000	MACKEREL, EXCLUDING LIVERS AND ROES, FRESH OR CHILLED	0,00	0	0,02	308
034260000	MACKEREL, EXCLUDING LIVERS AND ROES, FROZEN	0,00	0	319,24	1.345.594
034289000	OTHER FISH, EXCLUDING LIVERS AND ROES, FROZEN	0,00	0	99,92	327.708
	JUMLAH/*TOTAL*	**0,00**	**0**	**419,18**	**1.673.610**
	OTHER COUNTRIES, NES.				
036110000	SHRIMPS AND PRAWNS, FIT FOR HUMAN CONSUMPTION, FROZEN	22,15	226.552	0,00	0
	JUMLAH/*TOTAL*	**22,15**	**226.552**	**0,00**	**0**
	PAKISTAN				
034111900	OTHER ORNAMENTAL FISH, OTHER THAN FRY, ALIVE	3,60	38.596	0,00	0
034114900	CARP, OTHER THAN FRY, ALIVE	0,10	312	0,00	0
034170000	MACKEREL, EXCLUDING LIVERS AND ROES, FRESH OR CHILLED	0,00	0	83,80	312.207

Samb. (*Cont'd*)

MALAYSIA

EKSPORT DAN IMPORT KOMODITI PERIKANAN MENGIKUT SEMUA NEGARA YANG DITUJUI DAN NEGARA ASAL, 2006

EXPORT AND IMPORT OF FISHERY COMMODITIES BY ALL COUNTRIES OF DESTINATION AND ORIGIN, 2006

S.I.T.C. Kod Komoditi *Commodity Code*	Keterangan Komoditi dan Negara *Description of Commodity and Country*	Eksport/*Export* Kuantiti *Quantity*	Eksport/*Export* Nilai *Value*	Import Kuantiti *Quantity*	Import Nilai *Value*
034189000	**PAKISTAN**	0,00	0	2,05	27.945

034219000	OTHER SALMONIDAE, EXCL. LIVERS AND ROES, FROZEN	0,00	0	149,57	812.344
034232000	YELLOWFIN TUNAS, EXCL.LIVERS AND ROES, FROZEN	0,00	0	0,18	470
034250000	COD, EXCLUDING LIVERS AND ROES, FROZEN	0,00	0	33,41	117.872
034260000	MACKEREL, EXCLUDING LIVERS AND ROES, FROZEN	0,00	0	8.629,15	31.564.156
034289000	OTHER FISH, EXCLUDING LIVERS AND ROES, FROZEN	0,00	0	2.112,37	8.078.480
034400100	FROZEN FILLETS	0,00	0	37,84	161.846
034550000	OTHER FISH MEAT (WHETHER OR NOT MINCED), FRESH, CHILLED OR FROZEN	0,00	0	12,00	95.427
035130100	IKAN BILIS, DRIED, WHETHER OR NOT SALTED BUT NOT SMOKED	0,00	0	0,26	5.914
035130200	FISHMAWS, DRIED, WHETHER OR NOT SALTED BUT NOT SMOKED	0,00	0	3,01	28.450
035130300	SHARKS' FINS, DRIED, WHETHER OR NOT SALTED, BUT NOT SMOKED	0,00	0	5,07	94.442
036110000	SHRIMPS AND PRAWNS, FIT FOR HUMAN CONSUMPTION, FROZEN	0,00	0	67,24	880.556
036193000	CRABS, FROZEN	0,00	0	57,73	379.203
036204900	CRABS, O/T IN SHELL, NOT FROZEN	0,00	0	63,15	828.169
036371100	CUTTLE FISH AND SQUID, FROZEN	0,00	0	287,73	1.139.527
036393110	BECHE-DE-MER (TREPANG), FIT FOR HUMAN CONSUMPTION	0,00	0	0,48	5.292
037140100	MACKEREL, WHOLE OR IN PIECES, BUT NOT MINCED, IN AIRTIGHT CONTAINERS	0,00	0	28,80	92.519
037159990	OTHER FISH, WHOLE OR IN PIECES, BUT NOT MINCED, OTHER THAN IN AIRTIGHT CONTAINERS	19,22	343.876	0,00	0
081420100	FLOURS, MEALS & PELLETS, OF FISH MEAL, UNFIT FOR HUMAN CONSUMPTION	0,00	0	650,00	1.479.018
	JUMLAH/*TOTAL*	**22,92**	**382.784**	**12.223,83**	**46.103.837**
	PANAMA				
034260000	MACKEREL, EXCLUDING LIVERS AND ROES, FROZEN	0,00	0	25,62	90.035
034285000	SEA BASS, EXCLUDING LIVERS AND ROES, FROZEN	0,00	0	1.349,32	22.362.603
	JUMLAH/*TOTAL*	**0,00**	**0**	**1.374,94**	**22.452.638**
	PAPUA NEW GUINEA				
034111900	OTHER ORNAMENTAL FISH, OTHER THAN FRY, ALIVE	0,00	0	0,56	32.225
035220000	ANCHOVIES, SALTED BUT NOT DRIED OR SMOKED AND IN BRINE	0,30	5.394	0,00	0
036203190	SHRIMPS, O/T IN SHELL, NOT FROZEN	0,01	80	0,00	0
036392900	MUSSELS, OTHER THAN FROZEN, DRIED, SALTED OR IN BRINE	1,37	21.820	0,00	0
036393110	BECHE-DE-MER (TREPANG), FIT FOR HUMAN CONSUMPTION	0,00	0	7,43	163.027
037140100	MACKEREL, WHOLE OR IN PIECES, BUT NOT MINCED, IN AIRTIGHT CONTAINERS	570,86	3.259.532	0,00	0

Samb. (*Cont'd*)

MALAYSIA

EKSPORT DAN IMPORT KOMODITI PERIKANAN MENGIKUT SEMUA NEGARA YANG DITUJUI DAN NEGARA ASAL, 2006

EXPORT AND IMPORT OF FISHERY COMMODITIES BY ALL COUNTRIES OF DESTINATION AND ORIGIN, 2006

S.I.T.C. Kod Komoditi *Commodity Code*	**Keterangan Komoditi dan Negara** *Description of Commodity and Country*	**Eksport/*Export***		**Import**	
		Kuantiti *Quantity*	**Nilai** *Value*	**Kuantiti** *Quantity*	**Nilai** *Value*
	PAPUA NEW GUINEA				
037160990	OTHER PREPARED OR PRESERVED FISH, OTHER THAN IN AIRTIGHT CONTAINERS	0,80	15.853	0,00	0
037220110	ABALONE, IN AIRTIGHT CONTAINERS, PREPARED OR PRESERVED	0,31	7.286	0,00	0
	JUMLAH/*TOTAL*	**573,65**	**3.309.965**	**7,99**	**195.252**
	PERU				
034111100	ORNAMENTAL FISH, FRY, ALIVE	0,00	0	17,70	289.243
034111900	OTHER ORNAMENTAL FISH, OTHER THAN FRY, ALIVE	0,00	0	0,02	7.077
034260000	MACKEREL, EXCLUDING LIVERS AND ROES, FROZEN	0,00	0	81,60	322.896

036371100	CUTTLE FISH AND SQUID, FROZEN	0,00	0	81,56	267.607
037160100	OTHER PREPARED OR PRESERVED FISH, IN AIRTIGHT CONTAINERS	0,00	0	20,23	175.108
081420100	FLOURS, MEALS & PELLETS, OF FISH MEAL, UNFIT FOR HUMAN CONSUMPTION	0,00	0	1.531,83	6.487.709
411120100	SOLID FRACTIONS OF FISH, OTHER THAN LIVER OILS, NOT CHEMICALLY MODIFIED	0,00	0	398,06	1.260.371
411120900	FATS AND OILS OF FISH, OTHER THAN LIVER OILS, NOT CHEMICALLY MODIFIED	0,00	0	401,88	1.337.400
	JUMLAH/*TOTAL*	**0,00**	**0**	**2.532,88**	**10.147.411**
	PHILIPPINES				
034110010	OTHER LIVE ORNAMENTAL FISH, MARINE	0,00	0	133,43	875.300
034110030	OTHER LIVE ORNAMENTAL FISH, FRESHWATER	4,00	25.608	4,40	46.463
034110070	EELS (ANGUILLA SPP.), ALIVE	0,00	0	0,16	2.310
034110170	OTHER FISH FRY, FOR BREEDING, ALIVE	0,00	0	0,03	2.020
034110210	OTHER MARINE FISH, ALIVE	0,00	0	1,08	31.370
034110230	OTHER FRESHWATER FISH, ALIVE	0,34	1.104	1,61	10.800
034111100	ORNAMENTAL FISH, FRY, ALIVE	10,21	128.095	10,24	108.764
034121000	TROUT, EXCLUDING LIVERS AND ROES, FRESH OR CHILLED	0,00	0	0,77	5.959
034180010	MARINE FISH, EXCL. LIVERS AND ROES, FRESH OR CHILLED	10,20	21.600	0,02	410
034183000	DOGFISH AND OTHER SHARKS, EXCLUDING LIVERS AND ROES, FRESH OR CHILLED	0,60	1.200	0,00	0
034184000	EELS (ANGUILLA SPP), EXCLUDING LIVERS AND ROES, FRESH OR CHILLED	0,00	0	0,04	1.033
034229000	OTHER FLAT FISH, EXCL.LIVERS AND ROES, FROZEN	0,01	12	0,00	0
034239000	OTHER TUNAS, EXCLUDING LIVERS AND ROES, FROZEN	40,35	75.150	0,00	0
034260000	MACKEREL, EXCLUDING LIVERS AND ROES, FROZEN	0,00	0	4,56	24.331
034280010	MARINE FISH, EXCL. LIVERS AND ROES, FROZEN	122,16	200.682	9,09	62.308
034283000	DOGFISH AND OTHER SHARKS, EXCLUDING LIVERS AND ROES, FROZEN	0,20	444	0,00	0
034400100	FROZEN FILLETS	41,34	77.054	1,60	12.881
034550000	OTHER FISH MEAT (WHETHER OR NOT MINCED), FRESH, CHILLED OR FROZEN	20,50	94.018	0,00	0

Samb. (*Cont'd*)

MALAYSIA

EKSPORT DAN IMPORT KOMODITI PERIKANAN MENGIKUT SEMUA NEGARA YANG DITUJUI DAN NEGARA ASAL, 2006

EXPORT AND IMPORT OF FISHERY COMMODITIES BY ALL COUNTRIES OF DESTINATION AND ORIGIN, 2006

S.I.T.C. Kod Komoditi *Commodity Code*	**Keterangan Komoditi dan Negara** *Description of Commodity and Country*	**Eksport/*Export***		**Import**	
		Kuantiti *Quantity*	**Nilai** *Value*	**Kuantiti** *Quantity*	**Nilai** *Value*
	PHILIPPINES				
035130010	OTHER SHARKS' FINS, IKANBILIS/FISHMAW'S/SHARKS'FINS OT MARINE FISH	361,10	599.100	2,48	16.280
035130300	SHARKS' FINS, DRIED, WHETHER OR NOT SALTED, BUT NOT SMOKED	0,00	0	14,27	121.746
035130920	OTHER FRESHWATER FISH, DRIED, WHETHER OR NOT SALTED BUT NOT SMOKED	16,50	17.000	0,00	0
035500000	FLOURS, MEALS AND PELLETSOF FISH, FIT FOR HUMAN CONSUMPTION	0,00	0	1,80	106.797
036110000	SHRIMPS AND PRAWNS, FIT FOR HUMAN CONSUMPTION, FROZEN	0,00	0	2,33	20.685
036200270	DRIED SHRIMPS & PRAWNS,O/T IN AIRTIGHT CONTAINER	12,63	29.100	0,00	0
036200350	LIVE SHRIMPS AND PRAWNS, NOT FROZEN	0,00	0	0,01	462
036310010	OYSTERS; LIVE	11,29	26.472	0,00	0
036350110	OTHER AQUATIC INVERTEBRATES O/T CRUSTACEANS, FRESH OR CHILLED FIT FOR HUMAN	18,24	25.681	1,58	38.279
036371200	CUTTLEFISH AND SQUID, DRIED, SALTED OR IN BRINE	0,00	0	0,11	220
036390010	OTHER MOLLUCS, FROZEN, INCL. FLOURS, MEALS AND PELLETS OF AQUATIC INVERTEBRATES O/T CRUSTACEANS, FOR HUMAN CONSUMPTION	0,00	0	16,15	73.079

036390030	OTHER MOLLUSCS, INCL. FLOURS, MEALS & PELLETS OF AQUATIC INVERTEBRATES O/T CRUSTACEANS, DRIED, SALTED OR IN BRINE, HUMAN CONSUMPTION	0,00	0	27,65	175.114
036391100	SCALLOPS, FROZEN	0,00	0	3,45	12.695
036399900	OTHER AQUATIC INVERTEBRATES OTHER THAN CRUSTACEANS AND MOLLUSCS	0,00	0	42,73	248.477
037122110	SARDINES, WHOLE OR IN PIECES, BUT NOT MINCED, IN AIRTIGHT CONTAINERS	0,02	279	833,79	3.775.620
037130010	PREPARED OR PRESERVED TUNAS, SKIPJACK & BONITO, IN AIRTIGHT CONTAINERS	0,00	0	63,00	75.714
037151100	ANCHOVIES, WHOLE OR IN PIECES, BUT NOT MINCED, IN AIRTIGHT CONTAINERS	0,55	5.150	0,00	0
037159990	OTHER FISH, WHOLE OR IN PIECES, BUT NOT MINCED, OTHER THAN IN AIRTIGHT CONTAINERS	15,00	77.095	0,00	0
037160050	FISH SAUSAGES, IN AIRTIGHT CONTAINERS	0,00	0	14,64	35.990
037160920	FISH PASTE AND SIMILAR PREPARATIONS	29,50	158.755	0,00	0
037160990	OTHER PREPARED OR PRESERVED FISH, OTHER THAN IN AIRTIGHT CONTAINERS	1,26	65.139	0,00	0
037220090	CUTTLEFISH OR MOLLUSCS NOT IN AIRTIGHT CONTAINERS, OTHER THAN AQUATIC INVERTEBRATES WHETHER OR NOT IN AIRTIGHT	20,94	71.540	0,00	0
037220110	ABALONE, IN AIRTIGHT CONTAINERS, PREPARED OR PRESERVED	0,00	0	0,61	11.018
037220190	ABALONE, OTHER THAN IN AIRTIGHT CONTAINERS, PREPARED OR PRESERVED	0,00	0	0,78	6.344
081420900	OTHER FLOURS, MEALS & PELLETS, OF OTHER AQUATIC INVERTEBRATES, UNFIT FOR HUMAN CONSUMPTION	420,00	983.813	0,00	0
098490200	BELACAN (PRAWN PASTE)	12,08	83.241	0,00	0

Samb. (*Cont'd*)

MALAYSIA

EKSPORT DAN IMPORT KOMODITI PERIKANAN MENGIKUT SEMUA NEGARA YANG DITUJUI DAN NEGARA ASAL, 2006

EXPORT AND IMPORT OF FISHERY COMMODITIES BY ALL COUNTRIES OF DESTINATION AND ORIGIN, 2006

S.I.T.C. Kod Komoditi *Commodity Code*	**Keterangan Komoditi dan Negara** *Description of Commodity and Country*	**Eksport/***Export*		**Import**	
		Kuantiti *Quantity*	**Nilai** *Value*	**Kuantiti** *Quantity*	**Nilai** *Value*
	PHILIPPINES				
291150010	CORAL AND SIMILAR MATERIAL, UNWORKED OR SIMPLY PREPARED BUT NOT CUT TO SHAPE, POWDER WASTE OF THESE PRODUCT	0,00	0	100,00	51.923
292960010	CARAGEENAN	0,00	0	23,55	582.467
292970030	SEAWEEDS AND OTHER ALGAE:OTHER, FRESH, CHILLED ORDRIED, UNFIT FOR HUMAN CONSUMPTION	0,00	0	468,00	1.035.200
292970050	SEAWEEDS AND OTHER ALGAE:NOT ELSEWHERE SPECIFIED OR INCLUDED	44,00	484.000	7,60	10.260
	JUMLAH/*TOTAL*	**1.213,01**	**3.251.332**	**1.791,56**	**7.582.319**
	POLAND				
034111900	OTHER ORNAMENTAL FISH, OTHER THAN FRY, ALIVE	62,47	789.793	0,00	0
034112900	TROUT, OTHER THAN FRY, ALIVE	0,20	9.612	0,00	0
034114900	CARP, OTHER THAN FRY, ALIVE	9,95	93.540	0,00	0
034284000	EELS (ANGUILLA SPP), EXCL.LIVERS AND ROES, FROZEN	47,62	1.315.728	0,00	0
037220290	CUTTLE FISH, OTHER THAN IN AIRTIGHT CONTAINERS, PREPARED OR PRESERVED	4,58	53.890	0,00	0
	JUMLAH/*TOTAL*	**124,81**	**2.262.563**	**0,00**	**0**
	PORTUGAL				
034111900	OTHER ORNAMENTAL FISH, OTHER THAN FRY, ALIVE	87,48	1.126.458	0,00	0
034114900	CARP, OTHER THAN FRY, ALIVE	33,12	172.110	0,00	0
034400100	FROZEN FILLETS	0,00	0	0,35	27.833
034550000	OTHER FISH MEAT (WHETHER OR NOT MINCED), FRESH, CHILLED OR FROZEN	50,70	764.619	0,00	0
036110000	SHRIMPS AND PRAWNS, FIT FOR HUMAN CONSUMPTION, FROZEN	63,95	1.080.150	0,00	0
036204900	CRABS, O/T IN SHELL, NOT FROZEN	4,60	34.000	0,00	0

036371100	CUTTLE FISH AND SQUID, FROZEN	564,73	3.983.932	0,00	0
037151100	ANCHOVIES, WHOLE OR IN PIECES, BUT NOT MINCED, IN AIRTIGHT CONTAINERS	0,00	0	0,05	5.243
037160100	OTHER PREPARED OR PRESERVED FISH, IN AIRTIGHT CONTAINERS	103,83	854.045	0,00	0
	JUMLAH/*TOTAL*	**908,41**	**8.015.314**	**0,40**	**33.076**
	PUERTO RICO				
034550000	OTHER FISH MEAT (WHETHER OR NOT MINCED), FRESH, CHILLED OR FROZEN	13,09	214.151	0,00	0
036110000	SHRIMPS AND PRAWNS, FIT FOR HUMAN CONSUMPTION, FROZEN	94,27	1.295.445	0,00	0
	JUMLAH/*TOTAL*	**107,36**	**1.509.596**	**0,00**	**0**
	QATAR				
034111900	OTHER ORNAMENTAL FISH, OTHER THAN FRY, ALIVE	13,78	148.388	0,00	0
034113900	EELS (ANGUILLA SPP.), OTHER THAN FRY, ALIVE	0,12	3.100	0,00	0
034114900	CARP, OTHER THAN FRY, ALIVE	4,82	47.540	0,00	0

Samb. (*Cont'd*)

MALAYSIA

EKSPORT DAN IMPORT KOMODITI PERIKANAN MENGIKUT SEMUA NEGARA YANG DITUJUI DAN NEGARA ASAL, 2006

EXPORT AND IMPORT OF FISHERY COMMODITIES BY ALL COUNTRIES OF DESTINATION AND ORIGIN, 2006

S.I.T.C. Kod Komoditi *Commodity Code*	**Keterangan Komoditi dan Negara** *Description of Commodity and Country*	**Eksport/*Export***		**Import**	
		Kuantiti *Quantity*	**Nilai** *Value*	**Kuantiti** *Quantity*	**Nilai** *Value*
	QATAR				
034122000	PACIFIC SALMON, ATLANTIC SALMON AND DANUBE SALMON, EXCL.LIVERS AND ROES, FRESH OR CHILLED	0,02	500	0,00	0
034190000	LIVERS AND ROES, FRESH OR CHILLED	0,21	6.930	0,00	0
034250000	COD, EXCLUDING LIVERS AND ROES, FROZEN	0,30	4.103	0,00	0
034400100	FROZEN FILLETS	0,04	700	0,00	0
034510000	FISH FILLETS, FRESH OR CHILLED	0,03	530	0,00	0
036110000	SHRIMPS AND PRAWNS, FIT FOR HUMAN CONSUMPTION, FROZEN	0,05	570	0,00	0
036399900	OTHER AQUATIC INVERTEBRATES OTHER THAN CRUSTACEANS AND MOLLUSCS	0,13	5.730	0,00	0
037159990	OTHER FISH, WHOLE OR IN PIECES, BUT NOT MINCED, OTHER THAN IN AIRTIGHT CONTAINERS	15,29	197.914	0,00	0
	JUMLAH/*TOTAL*	**34,79**	**416.005**	**0,00**	**0**
	REUNION ISLANDS				
034111900	OTHER ORNAMENTAL FISH, OTHER THAN FRY, ALIVE	13,72	228.363	0,00	0
034114900	CARP, OTHER THAN FRY, ALIVE	2,72	22.200	0,00	0
034229000	OTHER FLAT FISH, EXCL.LIVERS AND ROES, FROZEN	0,00	0	2,26	134.265
034250000	COD, EXCLUDING LIVERS AND ROES, FROZEN	0,00	0	22,67	1.298.909
035130100	IKAN BILIS, DRIED, WHETHER OR NOT SALTED BUT NOT SMOKED	13,00	13.200	0,00	0
037122110	SARDINES, WHOLE OR IN PIECES, BUT NOT MINCED, IN AIRTIGHT CONTAINERS	32,32	315.691	0,00	0
037160990	OTHER PREPARED OR PRESERVED FISH, OTHER THAN IN AIRTIGHT CONTAINERS	5,21	56.241	0,00	0
037213900	LOBSTERS, OTHER THAN IN AIRTIGHT CONTAINERS, PREPARED OR PRESERVED	0,65	12.358	0,00	0
037220990	OTHER AQUATIC INVERTEBRATES, OTHER THAN IN AIRTIGHT CONTAINERS, PREPARED OR PRESERVED	1,10	17.511	0,00	0
	JUMLAH/*TOTAL*	**68,72**	**665.564**	**24,93**	**1.433.174**
	ROMANIA				
034111900	OTHER ORNAMENTAL FISH, OTHER THAN FRY, ALIVE	28,68	441.045	0,00	0
034114900	CARP, OTHER THAN FRY, ALIVE	6,62	57.370	0,00	0
	JUMLAH/*TOTAL*	**35,30**	**498.415**	**0,00**	**0**
	RUSSIAN FEDERATION				
034111100	ORNAMENTAL FISH, FRY, ALIVE	0,11	13.530	0,00	0
034111900	OTHER ORNAMENTAL FISH, OTHER THAN FRY, ALIVE	306,46	1.387.464	0,00	0

034114900	CARP, OTHER THAN FRY, ALIVE	53,56	250.516	0,00	0
035130100	IKAN BILIS, DRIED, WHETHER OR NOT SALTED BUT NOT SMOKED	56,70	73.800	0,00	0
036203990	SHRIMPS AND PRAWNS, O/T IN SHELL, O/T FRESH OR CHILLED	0,05	2.910	0,00	0
	JUMLAH/*TOTAL*	**416,89**	**1.728.220**	**0,00**	**0**

Samb. (*Cont'd*)

MALAYSIA

EKSPORT DAN IMPORT KOMODITI PERIKANAN MENGIKUT SEMUA NEGARA YANG DITUJUI DAN NEGARA ASAL, 2006

EXPORT AND IMPORT OF FISHERY COMMODITIES BY ALL COUNTRIES OF DESTINATION AND ORIGIN, 2006

S.I.T.C. Kod Komoditi *Commodity Code*	**Keterangan Komoditi dan Negara** *Description of Commodity and Country*	**Eksport/***Export*		**Import**	
		Kuantiti *Quantity*	**Nilai** *Value*	**Kuantiti** *Quantity*	**Nilai** *Value*
	SAUDI ARABIA				
034111100	ORNAMENTAL FISH, FRY, ALIVE	0,00	0	2,39	130.687
034111900	OTHER ORNAMENTAL FISH, OTHER THAN FRY, ALIVE	2,78	33.700	0,00	0
034139000	OTHER FLAT FISH, EXCL. LIVERS AND ROES, FRESH OR CHILLED	71,89	190.792	0,00	0
034260000	MACKEREL, EXCLUDING LIVERS AND ROES, FROZEN	0,01	22	52,00	183.722
034400100	FROZEN FILLETS	25,01	189.913	0,00	0
036110000	SHRIMPS AND PRAWNS, FIT FOR HUMAN CONSUMPTION, FROZEN	0,00	15	18,00	549.875
037159990	OTHER FISH, WHOLE OR IN PIECES, BUT NOT MINCED, OTHER THAN IN AIRTIGHT CONTAINERS	77,62	1.131.102	0,00	0
037160100	OTHER PREPARED OR PRESERVED FISH, IN AIRTIGHT CONTAINERS	3,40	28.060	0,00	0
037212900	SHRIMPS AND PRAWNS, OTHER THAN IN AIRTIGHT CONTAINERS, PREPARED OR PRESERVED	5,48	93.871	0,00	0
037220290	CUTTLE FISH, OTHER THAN IN AIRTIGHT CONTAINERS, PREPARED OR PRESERVED	2,42	29.259	0,00	0
081420100	FLOURS, MEALS & PELLETS, OF FISH MEAL, UNFIT FOR HUMAN CONSUMPTION	200,00	435.732	0,00	0
	JUMLAH/*TOTAL*	**388,61**	**2.132.466**	**72,39**	**864.284**
	SEYCHELLES				
035299200	SHARKS' FINS, SALTED BUT NOT DRIED OR SMOKED AND IN BRINE	0,00	0	3,48	64.175
	JUMLAH/*TOTAL*	**0,00**	**0**	**3,48**	**64.175**
	SINGAPORE, REPUBLIC OF				
017100050	EXTRACTS & JUICES OF MEAT, FISH OR CRUSTACEANS, MOLLUCS OR OTHER AQUATIC INVETEBRATES, WITH HERBS	38,45	389.150	0,00	0
017100070	EXTRACTS AND JUICES OFOTHER MEAT, FISH OR CRUSTACEANS, MOLLUCSOR OTHER AQUATIC INVETEBRATES	9,93	148.354	0,00	0
034110010	OTHER LIVE ORNAMENTAL FISH, MARINE	0,07	8.313	0,28	39.536
034110011	OTHER CARP, ALIVE	298,89	1.022.694	0,00	0
034110030	OTHER LIVE ORNAMENTAL FISH, FRESHWATER	5.892,88	17.629.888	8,06	819.061
034110070	EELS (ANGUILLA SPP.), ALIVE	11,36	68.865	0,00	0
034110090	CARP BREEDER, ALIVE	466,61	1.399.885	0,00	0
034110130	MILKFISH OR LAPU LAPU FRY FOR BREEDING, ALIVE	163,28	803.448	0,00	0
034110150	MILKFISH OR LAPU LAPU FRY, OTHER THAN FOR BREEDING, ALIVE	201,10	870.929	0,00	0
034110170	OTHER FISH FRY, FOR BREEDING, ALIVE	310,82	1.243.280	30,94	2.767.850
034110190	OTHER FISH FRY, OTHERTHAN FOR BREEDING	11,37	41.683	2,20	250.750
034110210	OTHER MARINE FISH, ALIVE	1.322,47	17.130.302	0,60	4.923
034110230	OTHER FRESHWATER FISH, ALIVE	790,64	5.787.717	0,38	35.000
034111100	ORNAMENTAL FISH, FRY, ALIVE	9,26	817.949	51,07	2.249.178
034122000	PACIFIC SALMON, ATLANTIC SALMON AND DANUBE SALMON, EXCL.LIVERS AND ROES, FRESH OR CHILLED	0,00	0	49,01	469.291

Samb. (*Cont'd*)

MALAYSIA

EKSPORT DAN IMPORT KOMODITI PERIKANAN MENGIKUT SEMUA NEGARA YANG DITUJUI DAN NEGARA ASAL, 2006

EXPORT AND IMPORT OF FISHERY COMMODITIES BY ALL COUNTRIES OF DESTINATION AND ORIGIN, 2006

S.I.T.C. Kod Komoditi *Commodity Code*	Keterangan Komoditi dan Negara *Description of Commodity and Country*	Eksport/*Export* Kuantiti *Quantity*	Eksport/*Export* Nilai *Value*	Import Kuantiti *Quantity*	Import Nilai *Value*
	SINGAPORE, REPUBLIC OF				
034129000	OTHER SALMONIDAE, EXCL. LIVERS AND ROES, FRESH OR CHILLED	12,40	32.933	0,00	0
034131000	HALIBUT, EXCLUDING LIVERS AND ROES, FRESH OR CHILLED	0,20	1.500	0,00	0
034142000	YELLOWFIN TUNAS (THUNNUS ALBACARES), EXCLUDING LIVERS AND ROES, FRESH OR CHILLED	0,16	1.729	0,00	0
034149000	OTHER TUNAS, EXCLUDING LIVERS AND ROES, FRESH OR CHILLED	4,00	23.657	0,00	0
034159000	SARDINES, EXCLUDING LIVERS AND ROES, FRESH OR CHILLED	0,72	2.447	0,00	0
034180010	MARINE FISH, EXCL. LIVERS AND ROES, FRESH OR CHILLED	12.696,96	41.113.106	0,00	0
034180030	FRESHWATER FISH, EXCL. LIVERS AND ROES, FRESH OR CHILLED	424,92	3.647.944	0,00	0
034184000	EELS (ANGUILLA SPP), EXCLUDING LIVERS AND ROES, FRESH OR CHILLED	0,46	2.866	0,00	0
034190000	LIVERS AND ROES, FRESH OR CHILLED	0,35	2.913	0,00	0
034211100	SOCKEYE SALMON (RED SALMON)	0,00	0	9,26	332.172
034212000	TROUT, EXCLUDING LIVERS AND ROES, FROZEN	0,02	828	0,00	0
034213000	ATLANTIC SALMON AND DANUBE SALMON, EXCLUDING LIVERS AND ROES, FROZEN	0,13	2.033	0,00	0
034219000	OTHER SALMONIDAE, EXCL. LIVERS AND ROES, FROZEN	14,41	94.804	0,00	0
034221000	HALIBUT, EXCLUDING LIVERS AND ROES, FROZEN	4,57	22.096	4,75	134.967
034223000	SOLE (SOLEA SPP), EXCL. LIVERS AND ROES, FROZEN	0,15	3.932	0,00	0
034229000	OTHER FLAT FISH, EXCL. LIVERS AND ROES, FROZEN	372,85	1.697.629	67,63	590.728
034233000	SKIPJACK OR STRIPE-BELLIED BONITO, EXCLUDING LIVERS AND ROES, FROZEN	16,87	54.732	0,00	0
034235000	BLUEFIN TUNAS (THUNNUS THYNNUS), OF TUNAS	14,00	20.790	0,00	0
034239000	OTHER TUNAS, EXCLUDING LIVERS AND ROES, FROZEN	48,32	186.811	52,01	260.139
034241000	HERRINGS, EXCLUDING LIVERS AND ROES, FROZEN	1,00	9.500	0,00	0
034249000	SARDINES, EXCLUDING LIVERS AND ROES, FROZEN	20,07	73.889	23,56	15.181
034250000	COD, EXCLUDING LIVERS AND ROES, FROZEN	10,35	227.573	0,66	36.975
034260000	MACKEREL, EXCLUDING LIVERS AND ROES, FROZEN	43,28	255.384	137,99	514.850
034280010	MARINE FISH, EXCL. LIVERS AND ROES, FROZEN	634,36	3.122.218	318,76	2.946.988
034280030	FRESHWATER FISH, EXCL.LIVERS AND ROES, FROZEN	675,87	1.318.251	13,44	54.842
034283000	DOGFISH AND OTHER SHARKS, EXCLUDING LIVERS AND ROES, FROZEN	0,00	0	5,06	19.269
034284000	EELS (ANGUILLA SPP), EXCL.LIVERS AND ROES, FROZEN	13,60	106.003	0,40	2.615
034285000	SEA BASS, EXCLUDING LIVERS AND ROES, FROZEN	53,86	733.997	26,66	548.370
034289000	OTHER FISH, EXCLUDING LIVERS AND ROES, FROZEN	15,60	87.559	0,00	0
034290030	ROES, FROZEN	3,09	78.137	4,40	23.350
034400100	FROZEN FILLETS	421,35	2.353.989	383,28	3.289.745
034510000	FISH FILLETS, FRESH OR CHILLED	451,84	1.381.627	1,70	19.410
034550000	OTHER FISH MEAT (WHETHER OR NOT MINCED), FRESH, CHILLED OR FROZEN	1.129,06	5.406.865	165,57	2.040.599

Samb. (*Cont'd*)

MALAYSIA

EKSPORT DAN IMPORT KOMODITI PERIKANAN MENGIKUT SEMUA NEGARA YANG DITUJUI DAN NEGARA ASAL, 2006

EXPORT AND IMPORT OF FISHERY COMMODITIES BY ALL COUNTRIES OF DESTINATION AND ORIGIN, 2006

S.I.T.C. Kod Komoditi *Commodity Code*	Keterangan Komoditi dan Negara *Description of Commodity and Country*	Eksport/*Export* Kuantiti *Quantity*	Eksport/*Export* Nilai *Value*	Import Kuantiti *Quantity*	Import Nilai *Value*

	SINGAPORE, REPUBLIC OF				
035120100	MARINE FISH FILLETS, DRIED, SALTED OR IN BRINE, BUT NOT SMOKED	15,16	244.380	0,00	0
035130010	OTHER SHARKS' FINS, IKANBILIS/FISHMAW'S/SHARKS'FINS OT MARINE FISH	301,71	2.812.197	5,17	71.425
035130300	SHARKS' FINS, DRIED, WHETHER OR NOT SALTED, BUT NOT SMOKED	0,33	29.429	13,45	114.032
035130920	OTHER FRESHWATER FISH, DRIED, WHETHER OR NOT SALTED BUT NOT SMOKED	35,73	445.753	0,00	0
035290010	OTHER HERRINGS, COD & ANCHOVIES, FISHMAW'S /SHARKS' FINS OT MARINEFISH	9,53	64.683	0,26	13.455
035299920	OTHER FRESHWATER FISH, SALTED BUT NOT DRIED OR SMOKED AND IN BRINE	2,00	14.097	0,00	0
035500000	FLOURS, MEALS AND PELLETSOF FISH, FIT FOR HUMAN CONSUMPTION	0,00	0	1,74	5.267
036110000	SHRIMPS AND PRAWNS, FIT FOR HUMAN CONSUMPTION, FROZEN	915,56	20.963.369	64,64	1.061.838
036191000	ROCK LOBSTER AND OTHER SEA CRAWFISH, FROZEN	3,32	92.350	0,00	0
036192000	LOBSTERS (HOMARUS SPP.), FROZEN	1,86	42.191	31,44	437.356
036193000	CRABS, FROZEN	70,52	855.561	13,01	149.556
036199000	OTHER CRUSTACEANS,FROZEN, INCL. FLOURS, MEALS AND PELLETS OF CRUSTACEANS, FIT FOR HUMAN CONSUMPTION	0,00	0	23,18	194.726
036200150	OTHER DRIED LOBSTER, IN AIRTIGHT CONTAINER	77,36	1.057.129	0,00	0
036200210	LIVE LOBSTERS (HOMARUS SPP.), NOT FROZEN	5,82	291.000	0,00	0
036200230	LOBSTERS (HOMARUS SPP.) FRESH OR CHILLED, NOT FROZEN	12,73	285.647	0,00	0
036200270	DRIED SHRIMPS & PRAWNS, O/T IN AIRTIGHT CONTAINER	62,45	609.923	1,22	9.716
036200310	SHRIMPS & PRAWNS, O/T DRIED O/T IN AIRTIGHT CON	115,74	2.362.185	0,10	3.383
036200350	LIVE SHRIMPS AND PRAWNS, NOT FROZEN	835,70	16.835.053	7,66	69.297
036200450	OTHER FRESH / CHILLED OFCRAB, O/T IN AIRTIGHT CONTAINER	3,53	105.010	0,00	0
036200550	OTHER FRESH/ CHILLED OF CRAB FIT FOR HUMAN CONSUMTION, O/T IN AIRTIGHT CONTAINER	84,00	553.059	0,00	0
036203910	SHRIMPS AND PRAWN, O/T IN SHELL FRESH OR	8.326,27	70.543.856	0,00	0
036310030	OYSTERS; FRESH, CHILLED OR FROZEN	0,00	0	2,59	24.499
036330050	CUTTLE FISH, FRESH OR CHILLED	2.295,03	8.843.851	0,00	0
036350030	MUSSELS, LIVE	8,05	8.050	0,00	0
036350110	OTHER AQUATIC INVERTEBRATES O/T CRUSTACEANS, FRESH OR CHILLED FIT FOR HUMAN	1.767,42	1.787.143	0,00	0
036371100	CUTTLE FISH AND SQUID, FROZEN	620,41	5.004.130	62,76	581.743
036371200	CUTTLEFISH AND SQUID, DRIED, SALTED OR IN BRINE	11,71	110.778	0,00	0
036372100	OCTOPUS, FROZEN	55,66	293.800	18,84	115.612
036390010	OTHER MOLLUCS, FROZEN, INCL. FLOURS, MEALS AND PELLETS OF AQUATIC INVERTEBRATES O/T CRUSTACEANS, FOR HUMAN CONSUMPTION	72,98	909.450	1,45	47.591

Samb. (*Cont'd*)

MALAYSIA

EKSPORT DAN IMPORT KOMODITI PERIKANAN MENGIKUT SEMUA NEGARA YANG DITUJUI DAN NEGARA ASAL, 2006

EXPORT AND IMPORT OF FISHERY COMMODITIES BY ALL COUNTRIES OF DESTINATION AND ORIGIN, 2006

S.I.T.C. Kod Komoditi *Commodity Code*	**Keterangan Komoditi dan Negara** *Description of Commodity and Country*	**Eksport/***Export* **Kuantiti** *Quantity*	**Eksport/***Export* **Nilai** *Value*	**Import Kuantiti** *Quantity*	**Import Nilai** *Value*
	SINGAPORE, REPUBLIC OF				
036390030	OTHER MOLLUCS, INCL. FLOURS, MEALS & PELLETS OF AQUATIC INVERTEBRATES O/T CRUSTACEANS, DRIED, SALTED OR IN BRINE, HUMAN CONSUMPTION	0,84	36.442	3,24	39.131
036391100	SCALLOPS, FROZEN	27,41	875.871	46,25	584.654
036391200	SCALLOPS, DRIED, SALTED OR IN BRINE	0,60	37.005	0,00	0
036392100	MUSSELS, FROZEN	13,25	82.050	0,00	0
036392200	MUSSELS, DRIED, SALTED OR IN BRINE	1,54	29.340	0,00	0
036393110	BECHE-DE-MER (TREPANG), FIT FOR HUMAN CONSUMPTION	0,00	0	1,08	8.632

036393190	OTHER MOLLUSCS INCL. FLOURS, MEALS AND PELLETS OF AQUATIC INVERTEBRATES O/T CRUSTACEANS FIT FOR HUMAN CONSUMPTION	0,00	0	2,99	40.829
036399900	OTHER AQUATIC INVERTEBRATES OTHER THAN CRUSTACEANS AND MOLLUSCS	45,22	895.881	1,97	68.084
037110010	SALMON, IN AIRTIGHT CONTAINERS, WHOLE OR IN PIECES, BUT NOT MINCED	12,74	136.304	0,00	0
037110030	SALMON, OTHER THAN IN AIRTIGHT CONTAINERS, WHOLE OR IN PIECES, BUT NOT MINCED	1,09	21.251	0,00	0
037122110	SARDINES, WHOLE OR IN PIECES, BUT NOT MINCED, IN AIRTIGHT CONTAINERS	1.312,32	12.796.810	84,33	321.056
037122190	SARDINES, WHOLE OR IN PIECES, BUT NOT MINCED, O/T IN AIRTIGHT CONTAINERS	26,30	201.600	0,00	0
037130010	PREPARED OR PRESERVED TUNAS, SKIPJACK & BONITO, IN AIRTIGHT CONTAINERS	30,74	324.292	29,28	76.800
037130090	PREPARED OR PRESERVED TUNAS, SKIPJACK & BONITO, NOT IN AIRTIGHT CONTAINER	51,68	377.281	0,00	0
037140100	MACKEREL, WHOLE OR IN PIECES, BUT NOT MINCED, IN AIRTIGHT CONTAINERS	144,19	1.447.843	20,88	82.504
037140900	MACKEREL, WHOLE OR IN PIECES, BUT NOT MINCED, OTHER THAN IN AIRTIGHT CONTAINERS	2,25	18.600	0,00	0
037151100	ANCHOVIES, WHOLE OR IN PIECES, BUT NOT MINCED, IN AIRTIGHT CONTAINERS	22,64	354.561	11,89	42.924
037151900	ANCHOVIES, WHOLE OR IN PIECES, BUT NOT MINCED, OTHER THAN IN AIRTIGHT CONTAINERS	756,36	11.111.614	0,00	0
037159190	HORSE MACKEREL, WHOLE OR IN PIECES, BUT NOT MINCED, OTHER THAN IN AIRTIGHT CONTAINERS	12,15	87.280	0,00	0
037159910	OTHER FISH, WHOLE OR IN PIECES, BUT NOT MINCED, IN AIRTIGHT CONTAINERS	0,00	0	2,26	36.960
037159990	OTHER FISH, WHOLE OR IN PIECES, BUT NOT MINCED, OTHER THAN IN AIRTIGHT CONTAINERS	15,82	424.845	0,00	0
037160010	SHARKS' FINS, PREPARED & READY FOR USE, IN AIRTIGHT CONTAINER	4,31	121.708	0,00	0
037160030	SHARKS' FINS, PREPARED & READY FOR USE, O/T IN AIRTIGHT CONTAINER	2,62	152.722	0,61	6.080
037160070	FISH SAUSAGES, O/T IN AIR CONTAINERS	0,21	6.928	0,00	0
037160150	OTHER PREPARED ORPRESERVED FISH, INAIRTIGHT CONTAINERS	0,65	11.810	73,79	659.833
037160920	FISH PASTE AND SIMILAR PREPARATIONS	1.204,90	7.080.339	1,05	5.083
037160930	FISH, BOILED OR STEAMED	2,80	22.122	15,15	127.932

Samb. (*Cont'd*)

MALAYSIA

EKSPORT DAN IMPORT KOMODITI PERIKANAN MENGIKUT SEMUA NEGARA YANG DITUJUI DAN NEGARA ASAL, 2006

EXPORT AND IMPORT OF FISHERY COMMODITIES BY ALL COUNTRIES OF DESTINATION AND ORIGIN, 2006

S.I.T.C. Kod Komoditi *Commodity Code*	**Keterangan Komoditi dan Negara** *Description of Commodity and Country*	**Eksport/***Export* **Kuantiti** *Quantity*	**Eksport/***Export* **Nilai** *Value*	**Import Kuantiti** *Quantity*	**Import Nilai** *Value*
	SINGAPORE, REPUBLIC OF				
037160990	OTHER PREPARED OR PRESERVED FISH, OTHER THAN IN AIRTIGHT CONTAINERS	1.010,75	8.775.323	111,32	357.654
037210030	SHRIMPS PASTE, IN AIRTIGHT CONTAINER	3,12	31.749	0,00	0
037210110	SHRIMPS PASTE, O/T IN AIRTIGHT CONTAINER	98,84	795.264	0,00	0
037210170	PREPARED & PRESERVED SHRIMPS & PRAWNS	116,35	1.374.366	0,22	7.643
037211100	CRABS, IN AIRTIGHT CONTAINERS, PREPARED OR PRESERVED	0,00	0	23,88	183.105
037211900	CRABS, OTHER THAN IN AIRTIGHT CONTAINERS, PREPARED OR PRESERVED	15,81	111.688	3,15	27.091
037213900	LOBSTERS, OTHER THAN IN AIRTIGHT CONTAINERS, PREPARED OR PRESERVED	51,75	529.891	0,00	0
037219100	OTHER CRUSTACEANS, IN AIRTIGHT CONTAINERS, PREPARED OR PRESERVED	4,97	153.654	12,05	32.545
037220090	CUTTLEFISH OR MOLLUSCS NOT IN AIRTIGHT CONTAINERS, OTHER THAN AQUATIC INVERTEBRATES WHETHER OR NOT IN AIRTIGHT	267,48	3.005.885	2,18	21.163
037220110	ABALONE, IN AIRTIGHT CONTAINERS, PREPARED OR PRESERVED	0,00	0	9,42	178.445
037220190	ABALONE, OTHER THAN IN AIRTIGHT CONTAINERS, PREPARED OR PRESERVED	5,82	94.626	0,20	13.177

037220210	CUTTLE FISH, IN AIRTIGHT CONTAINERS, PREPARED OR PRESERVED	219,21	2.247.139	22,65	183.297
037220290	CUTTLE FISH, OTHER THAN IN AIRTIGHT CONTAINERS, PREPARED OR PRESERVED	0,00	0	1,20	10.348
037220810	OTHER MOLLUSCS, IN AIRTIGHT CONTAINERS, PREPARED OR PRESERVED	70,05	809.682	0,00	0
081420100	FLOURS, MEALS & PELLETS, OF FISH MEAL, UNFIT FOR HUMAN CONSUMPTION	536,00	1.071.153	6,33	7.443
081420900	OTHER FLOURS, MEALS & PELLETS, OF OTHER AQUATIC INVERTEBRATES, UNFIT FOR HUMAN CONSUMPTION	716,53	1.362.773	0,00	0
098490030	FISH SAUCE	24,75	204.886	6,20	78.787
098490200	BELACAN (PRAWN PASTE)	227,45	1.495.511	140,15	765.204
098910070	STUFFED PASTA, WHETHER /NOT COOKED / OTHERWISE PREPARED,CONT. FISH, CRUSTACAENS/	0,00	0	0,51	5.783
291960090	OTHER PRODUCT OF FISH OR CRUSTACEANS, MOLLUCS OR OTHER AQUATIC INVETERBRATE UNFIT FOR HUMAN CONSUMPTION	0,00	0	0,51	24.005
292960010	CARAGEENAN	5,16	77.533	0,00	0
292961000	AGAR-AGAR	2,42	133.322	2,10	179.869
292970030	SEAWEEDS AND OTHER ALGAE:OTHER, FRESH, CHILLED OR DRIED, UNFIT FOR HUMAN CONSUMPTION	0,10	7.254	0,00	0
292970050	SEAWEEDS AND OTHER ALGAE:NOT ELSEWHERE SPECIFIEDOR INCLUDED	1,20	13.126	0,00	0
411110070	FISH LIVER OIL OTHER FITFOR HUMAN CONSUMPTION, O/T SOLID FRACTION NOT CHEMICALLY MODIFIED	0,25	14.355	0,00	0
667110010	GRADED & TEMPORARILY STRUNG FOR CONVENIENCE OF TRANSPORT FOR GRADED PEARLS	4,20	1.036.295	0,01	139.395
667110030	OTHER NATURAL PEARLS	0,00	0	0,10	545.603
667120000	CULTURED PEARLS, UNWORKED	0,00	0	0,21	3.862.066

Samb. (*Cont'd*)

MALAYSIA

EKSPORT DAN IMPORT KOMODITI PERIKANAN MENGIKUT SEMUA NEGARA YANG DITUJUI DAN NEGARA ASAL, 2006

EXPORT AND IMPORT OF FISHERY COMMODITIES BY ALL COUNTRIES OF DESTINATION AND ORIGIN, 2006

S.I.T.C. Kod Komoditi *Commodity Code*	**Keterangan Komoditi dan Negara** *Description of Commodity and Country*	**Eksport/***Export*		**Import**	
		Kuantiti *Quantity*	**Nilai** *Value*	**Kuantiti** *Quantity*	**Nilai** *Value*
	SINGAPORE, REPUBLIC OF				
667130000	CULTURED PEARLS, WORKED	0,00	0	0,00	41.328
667130010	GRADED & TEMPORARILY STRUNG FOR CONVENIENCE OF TRANSPORT FOR WORKED CULTURED PEARLS	0,00	0	0,41	751.906
667130030	OTHER CULTURED PEARLS, WORKED	0,00	0	0,88	2.579.341
	JUMLAH/*TOTAL*	**49.397,37**	**304.594.247**	**2.243,58**	**32.460.985**
	SOLOMON ISLANDS				
037140100	MACKEREL, WHOLE OR IN PIECES, BUT NOT MINCED, IN AIRTIGHT CONTAINERS	50,83	304.329	0,00	0
	JUMLAH/*TOTAL*	**50,83**	**304.329**	**0,00**	**0**
	SOUTH AFRICA, REPUBLIC OF				
034111900	OTHER ORNAMENTAL FISH, OTHER THAN FRY, ALIVE	83,37	1.089.844	0,00	0
034113900	EELS (ANGUILLA SPP.), OTHER THAN FRY, ALIVE	0,04	400	0,00	0
034114900	CARP, OTHER THAN FRY, ALIVE	4,83	61.800	0,00	0
034121000	TROUT, EXCLUDING LIVERS AND ROES, FRESH OR CHILLED	0,13	5.730	0,00	0
034231000	ALBACORE OR LONGFINNED TUNAS, EXCLUDING LIVERS AND ROES, FROZEN	0,00	0	181,02	1.832.023
034249000	SARDINES, EXCLUDING LIVERS AND ROES, FROZEN	0,00	0	4.005,08	24.259.160
034400100	FROZEN FILLETS	0,00	0	75,57	923.028
034550000	OTHER FISH MEAT (WHETHER OR NOT MINCED), FRESH, CHILLED OR FROZEN	23,13	78.725	0,00	0
035130200	FISHMAWS, DRIED, WHETHER OR NOT SALTED BUT NOT SMOKED	0,00	0	0,48	25.832
036110000	SHRIMPS AND PRAWNS, FIT FOR HUMAN CONSUMPTION, FROZEN	38,67	464.896	5,70	81.211
036203190	SHRIMPS, O/T IN SHELL, NOT FROZEN	10,56	67.024	0,00	0
036393110	BECHE-DE-MER (TREPANG), FIT FOR HUMAN CONSUMPTION	0,00	0	6,81	81.297

037159990	OTHER FISH, WHOLE OR IN PIECES, BUT NOT MINCED, OTHER THAN IN AIRTIGHT CONTAINERS	2,86	77.187	0,00	0
037212900	SHRIMPS AND PRAWNS, OTHER THAN IN AIRTIGHT CONTAINERS, PREPARED OR PRESERVED	15,98	408.037	0,00	0
037220110	ABALONE, IN AIRTIGHT CONTAINERS, PREPARED OR PRESERVED	0,00	0	6,04	140.824
037220290	CUTTLE FISH, OTHER THAN IN AIRTIGHT CONTAINERS, PREPARED OR PRESERVED	5,80	114.441	0,00	0
291150000	CORAL AND SHELLS, UNWORKED, POWDER AND WASTE THERE OF	0,87	29.130	0,00	0
291960900	OTHER PRODUCTS OF FISH OR CRUSTACEANS, MOLLUSCS OR OTHER AQUATIC INVERTEBRATES	0,00	0	4,24	235.337
	JUMLAH/*TOTAL*	**186,22**	**2.397.214**	**4.284,93**	**27.578.712**
	SPAIN				
034111900	OTHER ORNAMENTAL FISH, OTHER THAN FRY, ALIVE	310,24	3.593.781	0,00	0
034114900	CARP, OTHER THAN FRY, ALIVE	587,36	717.540	0,00	0
034229000	OTHER FLAT FISH, EXCL. LIVERS AND ROES, FROZEN	0,00	0	10,34	160.086

Samb. (*Cont'd*)

MALAYSIA

EKSPORT DAN IMPORT KOMODITI PERIKANAN MENGIKUT SEMUA NEGARA YANG DITUJUI DAN NEGARA ASAL, 2006

EXPORT AND IMPORT OF FISHERY COMMODITIES BY ALL COUNTRIES OF DESTINATION AND ORIGIN, 2006

S.I.T.C. Kod Komoditi *Commodity Code*	**Keterangan Komoditi dan Negara** *Description of Commodity and Country*	**Eksport/*Export***		**Import**	
		Kuantiti *Quantity*	**Nilai** *Value*	**Kuantiti** *Quantity*	**Nilai** *Value*
	SPAIN				
034260000	MACKEREL, EXCLUDING LIVERS AND ROES, FROZEN	0,00	0	50,70	204.078
034285000	SEA BASS, EXCLUDING LIVERS AND ROES, FROZEN	0,00	0	101,45	1.179.761
034289000	OTHER FISH, EXCLUDING LIVERS AND ROES, FROZEN	16,86	155.781	28,05	153.933
034400100	FROZEN FILLETS	0,00	0	18,80	168.688
034550000	OTHER FISH MEAT (WHETHER OR NOT MINCED), FRESH, CHILLED OR FROZEN	59,16	549.853	0,00	0
036110000	SHRIMPS AND PRAWNS, FIT FOR HUMAN CONSUMPTION, FROZEN	1.416,00	26.611.938	0,00	0
036203990	SHRIMPS AND PRAWNS, O/T IN SHELL, O/T FRESH OR CHILLED	0,05	2.910	0,00	0
036371100	CUTTLE FISH AND SQUID, FROZEN	1.105,82	10.299.344	45,20	451.991
036372100	OCTOPUS, FROZEN	7,04	62.794	0,00	0
037140100	MACKEREL, WHOLE OR IN PIECES, BUT NOT MINCED, IN AIRTIGHT CONTAINERS	1,33	17.982	0,00	0
037151100	ANCHOVIES, WHOLE OR IN PIECES, BUT NOT MINCED, IN AIRTIGHT CONTAINERS	0,00	0	0,38	30.664
037160100	OTHER PREPARED OR PRESERVED FISH, IN AIRTIGHT CONTAINERS	107,07	1.479.574	0,00	0
037212900	SHRIMPS AND PRAWNS, OTHER THAN IN AIRTIGHT CONTAINERS, PREPARED OR PRESERVED	39,60	509.678	0,00	0
081420900	OTHER FLOURS, MEALS & PELLETS, OF OTHER AQUATIC INVERTEBRATES, UNFIT FOR HUMAN CONSUMPTION	0,00	0	162,43	310.248
	JUMLAH/*TOTAL*	**3.650,53**	**44.001.175**	**417,36**	**2.659.449**
	SRI LANKA, REPUBLIC OF				
017100100	EXTRACTS AND JUICES OF MEAT OR FISH EXTRACTS	6,73	86.455	0,00	0
034111100	ORNAMENTAL FISH, FRY, ALIVE	0,00	0	1,48	73.634
034219000	OTHER SALMONIDAE, EXCL. LIVERS AND ROES, FROZEN	12,99	19.944	0,00	0
034239000	OTHER TUNAS, EXCLUDING LIVERS AND ROES, FROZEN	20,00	56.388	0,00	0
034249000	SARDINES, EXCLUDING LIVERS AND ROES, FROZEN	4,83	12.724	0,00	0
034260000	MACKEREL, EXCLUDING LIVERS AND ROES, FROZEN	0,01	106	0,00	0
034289000	OTHER FISH, EXCLUDING LIVERS AND ROES, FROZEN	17,36	44.718	0,00	0
035130300	SHARKS' FINS, DRIED, WHETHER OR NOT SALTED, BUT NOT SMOKED	0,00	0	0,55	10.560
035130910	OTHER MARINE FISH, DRIED, WHETHER OR NOT SALTED, BUT NOT SMOKED	2,47	10.379	0,00	0
036204900	CRABS, O/T IN SHELL, NOT FROZEN	0,00	0	0,70	16.497

036393110	BECHE-DE-MER (TREPANG), FIT FOR HUMAN CONSUMPTION	1,20	8.971	12,87	120.703
037159990	OTHER FISH, WHOLE OR IN PIECES, BUT NOT MINCED, OTHER THAN IN AIRTIGHT CONTAINERS	6,98	98.141	0,00	0
291150000	CORAL AND SHELLS, UNWORKED, POWDER AND WASTE THERE OF	0,00	0	3,00	22.078

Samb. (*Cont'd*)

MALAYSIA

EKSPORT DAN IMPORT KOMODITI PERIKANAN MENGIKUT SEMUA NEGARA YANG DITUJUI DAN NEGARA ASAL, 2006

EXPORT AND IMPORT OF FISHERY COMMODITIES BY ALL COUNTRIES OF DESTINATION AND ORIGIN, 2006

S.I.T.C. Kod Komoditi *Commodity Code*	**Keterangan Komoditi dan Negara** *Description of Commodity and Country*	**Eksport/***Export* **Kuantiti** *Quantity*	**Eksport/***Export* **Nilai** *Value*	**Import Kuantiti** *Quantity*	**Import Nilai** *Value*
	SRI LANKA, REPUBLIC OF				
291960900	OTHER PRODUCTS OF FISH OR CRUSTACEANS, MOLLUSCS OR OTHER AQUATIC INVERTEBRATES	0,00	0	1,67	25.067
592240910	FISH GLUE	0,66	24.901	0,00	0
	JUMLAH/*TOTAL*	**73,22**	**362.727**	**20,27**	**268.539**
	SUDAN				
034550000	OTHER FISH MEAT (WHETHER OR NOT MINCED), FRESH, CHILLED OR FROZEN	0,01	216	0,00	0
	JUMLAH/*TOTAL*	**0,01**	**216**	**0,00**	**0**
	SWEDEN				
034111900	OTHER ORNAMENTAL FISH, OTHER THAN FRY, ALIVE	5,60	62.966	0,00	0
034114900	CARP, OTHER THAN FRY, ALIVE	1,30	13.000	0,00	0
035500000	FLOURS, MEALS AND PELLETS OF FISH, FIT FOR HUMAN CONSUMPTION	0,00	0	4,00	238.429
036110000	SHRIMPS AND PRAWNS, FIT FOR HUMAN CONSUMPTION, FROZEN	0,00	0	0,73	4.868
036209900	OTHER CRUSTACEANS, O/T IN SHELL, NOT FROZEN, INCL. FLOURS, MEALS & PELLETS OF CRUSTACEANS, FIT FOR HUMAN CONSUMPTION	0,00	0	1,00	50.437
037110000	SALMON, WHOLE OR IN PIECES, BUT NOT MINCED	0,00	0	3,53	15.546
037151100	ANCHOVIES, WHOLE OR IN PIECES, BUT NOT MINCED, IN AIRTIGHT CONTAINERS	0,00	0	0,78	48.954
037160990	OTHER PREPARED OR PRESERVED FISH, OTHER THAN IN AIRTIGHT CONTAINERS	5,00	40.280	0,00	0
037212100	SHRIMPS AND PRAWNS, IN AIRTIGHT CONTAINERS, PREPARED OR PRESERVED	0,00	0	2,00	100.703
	JUMLAH/*TOTAL*	**11,90**	**116.246**	**12,03**	**458.937**
	SWITZERLAND				
034111900	OTHER ORNAMENTAL FISH, OTHER THAN FRY, ALIVE	0,79	4.724	0,00	0
034114900	CARP, OTHER THAN FRY, ALIVE	0,01	100	0,00	0
034121000	TROUT, EXCLUDING LIVERS AND ROES, FRESH OR CHILLED	0,13	5.730	0,00	0
034249000	SARDINES, EXCLUDING LIVERS AND ROES, FROZEN	2,84	7.843	0,00	0
034289000	OTHER FISH, EXCLUDING LIVERS AND ROES, FROZEN	5,16	4.317	0,00	0
035400100	LIVERS AND ROES, DRIED, SMOKED, SALTED OR IN BRINE, OF COD	0,00	0	0,23	9.777
036110000	SHRIMPS AND PRAWNS, FIT FOR HUMAN CONSUMPTION, FROZEN	0,14	6.540	0,00	0
036203190	SHRIMPS, O/T IN SHELL, NOT FROZEN	0,01	314	0,00	0
036391200	SCALLOPS, DRIED, SALTED OR IN BRINE	3,15	29.964	0,00	0
037170000	CAVIAR AND CAVIAR SUBSTITUTES	0,00	0	0,31	83.023
037220810	OTHER MOLLUSCS, IN AIRTIGHT CONTAINERS, PREPARED OR PRESERVED	0,00	0	11,41	28.865
	JUMLAH/*TOTAL*	**12,23**	**59.532**	**11,94**	**121.665**

Samb. (*Cont'd*)

MALAYSIA

EKSPORT DAN IMPORT KOMODITI PERIKANAN MENGIKUT SEMUA NEGARA YANG DITUJUI

DAN NEGARA ASAL, 2006

EXPORT AND IMPORT OF FISHERY COMMODITIES BY ALL COUNTRIES OF DESTINATION AND ORIGIN, 2006

S.I.T.C. Kod Komoditi *Commodity Code*	Keterangan Komoditi dan Negara *Description of Commodity and Country*	Eksport/*Export* Kuantiti *Quantity*	Eksport/*Export* Nilai *Value*	Import Kuantiti *Quantity*	Import Nilai *Value*
	SYRIAN ARAB REPUBLIC				
034111900	OTHER ORNAMENTAL FISH, OTHER THAN FRY, ALIVE	3,11	46.260	0,00	0
034114900	CARP, OTHER THAN FRY, ALIVE	0,13	1.300	0,00	0
	JUMLAH/*TOTAL*	**3,24**	**47.560**	**0,00**	**0**
	TAIWAN				
017100300	EXTRACTS AND JUICES OF CRUSTACEANS, MOLLUSCS OR OTHER AQUATIC INVERTEBRATES	1,50	32.358	0,00	0
034110010	OTHER LIVE ORNAMENTAL FISH, MARINE	0,00	0	0,05	3.414
034111100	ORNAMENTAL FISH, FRY, ALIVE	75,32	956.260	279,42	4.883.134
034111900	OTHER ORNAMENTAL FISH, OTHER THAN FRY, ALIVE	124,84	2.139.567	35,98	1.313.686
034112900	TROUT, OTHER THAN FRY, ALIVE	0,00	0	0,12	32.625
034113900	EELS (ANGUILLA SPP.), OTHER THAN FRY, ALIVE	0,00	0	2,02	100.852
034114100	CARP, FRY, ALIVE	0,00	0	6,69	113.623
034114900	CARP, OTHER THAN FRY, ALIVE	0,00	0	3,36	55.734
034119000	OTHER LIVE FISH, OTHER THAN TROUT, EELS OR CARP	63,50	1.393.433	75,80	2.819.793
034139000	OTHER FLAT FISH, EXCL. LIVERS AND ROES, FRESH OR CHILLED	0,00	0	51,95	174.900
034142000	YELLOWFIN TUNAS (THUNNUS ALBACARES), EXCLUDING LIVERS AND ROES, FRESH OR CHILLED	0,00	0	779,30	8.573.863
034144000	BIGEYE TUNAS (THUNNUS OBESUS), OF FLAT FISH	0,00	0	693,00	7.609.990
034149000	OTHER TUNAS, EXCLUDING LIVERS AND ROES, FRESH OR CHILLED	0,00	0	2,60	13.005
034189000	OTHER FISH, EXCLUDING LIVERS AND ROES, FRESH OR CHILLED	2,38	46.022	18,05	61.505
034190000	LIVERS AND ROES, FRESH OR CHILLED	0,45	3.115	4,31	67.824
034210900	OTHER PACIFIC SALMON	0,00	0	6,87	82.073
034219000	OTHER SALMONIDAE, EXCL. LIVERS AND ROES, FROZEN	18,00	99.583	217,10	613.388
034222000	PLAICE, EXCLUDING LIVERS AND ROES, FROZEN	0,00	0	14,00	134.828
034231000	ALBACORE OR LONGFINNED TUNAS, EXCLUDING LIVERS AND ROES, FROZEN	0,00	0	156,32	1.547.824
034232000	YELLOWFIN TUNAS, EXCL. LIVERS AND ROES, FROZEN	0,00	0	33,60	190.466
034234000	BIGEYE TUNAS (THUNNUS OBESUS), OF TUNAS	0,00	0	27,10	149.354
034239000	OTHER TUNAS, EXCLUDING LIVERS AND ROES, FROZEN	2,00	6.000	499,44	1.606.152
034249000	SARDINES, EXCLUDING LIVERS AND ROES, FROZEN	206,20	501.377	0,00	0
034260000	MACKEREL, EXCLUDING LIVERS AND ROES, FROZEN	86,30	223.158	799,50	2.538.801
034283000	DOGFISH AND OTHER SHARKS, EXCLUDING LIVERS AND ROES, FROZEN	0,00	0	8,18	40.915
034284000	EELS (ANGUILLA SPP),EXCL.LIVERS AND ROES, FROZEN	0,19	3.800	1,30	5.488
034285000	SEA BASS, EXCLUDING LIVERS AND ROES, FROZEN	4,00	36.600	13,73	34.779
034289000	OTHER FISH, EXCLUDING LIVERS AND ROES, FROZEN	695,33	2.151.179	1.200,14	5.750.545
034290000	LIVERS AND ROES, FROZEN	0,07	3.645	33,20	161.463
034400100	FROZEN FILLETS	46,00	171.326	27,15	245.513
034510000	FISH FILLETS, FRESH OR CHILLED	0,00	0	0,85	14.283

Samb. (*Cont'd*)

MALAYSIA

EKSPORT DAN IMPORT KOMODITI PERIKANAN MENGIKUT SEMUA NEGARA YANG DITUJUI DAN NEGARA ASAL, 2006

EXPORT AND IMPORT OF FISHERY COMMODITIES BY ALL COUNTRIES OF DESTINATION AND ORIGIN, 2006

S.I.T.C. Kod Komoditi *Commodity Code*	Keterangan Komoditi dan Negara *Description of Commodity and Country*	Eksport/*Export* Kuantiti *Quantity*	Eksport/*Export* Nilai *Value*	Import Kuantiti *Quantity*	Import Nilai *Value*
	TAIWAN				

034550000	OTHER FISH MEAT (WHETHER OR NOT MINCED), FRESH, CHILLED OR FROZEN	442,50	2.439.025	19,75	130.401
035500000	FLOURS, MEALS AND PELLETSOF FISH, FIT FOR HUMAN CONSUMPTION	0,00	0	0,18	25.117
036110000	SHRIMPS AND PRAWNS, FIT FOR HUMAN CONSUMPTION, FROZEN	69,65	2.215.685	31,09	246.567
036191000	ROCK LOBSTER AND OTHER SEA CRAWFISH, FROZEN	13,00	364.000	0,00	0
036192000	LOBSTERS (HOMARUS SPP.), FROZEN	3,08	92.024	0,00	0
036193000	CRABS, FROZEN	133,76	2.162.881	5,34	92.667
036199000	OTHER CRUSTACEANS,FROZEN,INCL. FLOURS, MEALS AND PELLETS OF CRUSTACEANS, FIT FOR HUMAN CONSUMPTION	0,00	0	0,19	5.817
036202900	LOBSTERS, O/T IN SHELL, NOT FROZEN	2,00	180.000	0,00	0
036203190	SHRIMPS, O/T IN SHELL, NOT FROZEN	0,00	0	0,20	27.980
036203910	SHRIMPS AND PRAWN, O/T IN SHELL FRESH OR FRUITCHILLED	0,70	7.000	4,20	84.546
036203990	SHRIMPS AND PRAWNS, O/T IN SHELL, O/T FRESH OR CHILLED	26,14	450.718	0,00	0
036204900	CRABS, O/T IN SHELL, NOT FROZEN	0,00	0	1,26	63.304
036310000	OYSTERS, LIVE, FRESH, CHILLED, FROZEN, DRIED, SALTED OR IN BRINE	0,00	0	1,00	11.982
036331000	CUTTLE FISH AND SQUID, LIVE, FRESH OR CHILLED	289,39	681.296	0,00	0
036353900	OTHER MOLL. INCL. FLOURS,MEALS & PELLETS OF AQUA. INVTB. O/T CRUSTACEANS, FIT FOR HUMAN CONSUMPTIONLIVE, FRESH OR CHILLED	73,37	178.639	18,29	310.888
036371100	CUTTLE FISH AND SQUID, FROZEN	245,55	1.126.326	92,58	607.180
036372900	OCTOPUS, OTHER THAN FROZEN, DRIED, SALTED OR IN BRINE	0,00	0	0,45	15.388
036391100	SCALLOPS, FROZEN	287,54	900.105	6,68	123.722
036393110	BECHE-DE-MER (TREPANG), FIT FOR HUMAN CONSUMPTION	31,50	216.166	0,00	0
036393190	OTHER MOLLUSCS INCL. FLOURS, MEALS AND PELLETS OF AQUATIC INVERTEBRATES O/T CRUSTACEANS FIT FOR HUMAN CONSUMPTION	133,86	854.934	7,28	130.734
036399900	OTHER AQUARTIC INVERTEBRATES OTHER THAN CRUSTACEANS AND MOLLUSCS	0,00	0	73,42	804.446
037140100	MACKEREL, WHOLE OR IN PIECES, BUT NOT MINCED, IN AIRTIGHT CONTAINERS	0,00	0	14,21	116.273
037151100	ANCHOVIES, WHOLE OR IN PIECES, BUT NOT MINCED, IN AIRTIGHT CONTAINERS	0,00	0	5,27	63.659
037159910	OTHER FISH, WHOLE OR IN PIECES, BUT NOT MINCED, IN AIRTIGHT CONTAINERS	0,00	0	2,69	11.373
037159990	OTHER FISH, WHOLE OR IN PIECES, BUT NOT MINCED, OTHER THAN IN AIRTIGHT CONTAINERS	178,76	2.065.670	20,60	85.679
037160100	OTHER PREPARED OR PRESERVED FISH, IN AIRTIGHT CONTAINERS	8,80	64.082	6,48	66.557
037160920	FISH PASTE AND SIMILAR PREPARATIONS	306,50	1.667.936	0,00	0

Samb. (*Cont'd*)

MALAYSIA

EKSPORT DAN IMPORT KOMODITI PERIKANAN MENGIKUT SEMUA NEGARA YANG DITUJUI DAN NEGARA ASAL, 2006

EXPORT AND IMPORT OF FISHERY COMMODITIES BY ALL COUNTRIES OF DESTINATION AND ORIGIN, 2006

S.I.T.C. Kod Komoditi *Commodity Code*	**Keterangan Komoditi dan Negara** *Description of Commodity and Country*	**Eksport/***Export* **Kuantiti** *Quantity*	**Eksport/***Export* **Nilai** *Value*	**Import Kuantiti** *Quantity*	**Import Nilai** *Value*
	TAIWAN				
037160990	OTHER PREPARED OR PRESERVED FISH, OTHER THAN IN AIRTIGHT CONTAINERS	166,50	431.025	0,00	0
037220210	CUTTLE FISH, IN AIRTIGHT CONTAINERS, PREPARED OR PRESERVED	0,00	0	60,02	541.455
037220290	CUTTLE FISH, OTHER THAN IN AIRTIGHT CONTAINERS, PREPARED OR PRESERVED	0,00	0	9,91	226.619
037220810	OTHER MOLLUSCS, IN AIRTIGHT CONTAINERS, PREPARED OR PRESERVED	0,00	0	0,93	18.449
037220990	OTHER AQUATIC INVERTEBRATES, OTHER THANIN AIRTIGHT CONTAINERS, PREPARED OR PRESERVED	0,00	0	0,72	45.436

081420100	FLOURS, MEALS & PELLETS, OF FISH MEAL, UNFIT FOR HUMAN CONSUMPTION	6.322,50	14.890.184	501,64	1.524.289
081420900	OTHER FLOURS, MEALS & PELLETS, OF OTHER AQUATICINVERTEBRATES, UNFIT FOR HUMAN CONSUMPTION	0,00	0	1.700,89	5.753.854
291150000	CORAL AND SHELLS, UNWORKED, POWDER AND WASTE THEREOF	0,00	0	1,00	11.554
291960900	OTHER PRODUCTS OF FISH ORCRUSTACEANS, MOLLUSCS OR OTHER AQUATIC INVERTEBRATES	0,00	0	1,07	74.329
291990000	OTHER ANIMAL PRODUCTS ANDPRODUCTS OF FISH, CRUS., MOLLUSCS/AQUATIC INVTB., UNFIT FOR HUMAN CONSUMPTION	0,32	6.400	8,50	43.646
292961000	AGAR-AGAR	0,00	0	7,90	251.649
292970000	SEAWEEDS AND OTHER ALGAE	14,48	1.109.776	124,53	7.641.070
	JUMLAH/*TOTAL*	**10.075,95**	**39.871.295**	**7.719,37**	**58.096.450**
	TANZANIA, UNITED REP. OF				
034111900	OTHER ORNAMENTAL FISH, OTHER THAN FRY, ALIVE	3,53	30.289	0,00	0
034114900	CARP, OTHER THAN FRY, ALIVE	0,08	800	0,00	0
036204900	CRABS, O/T IN SHELL, NOT FROZEN	0,00	0	0,42	10.682
	JUMLAH/*TOTAL*	**3,61**	**31.089**	**0,42**	**10.682**
	THAILAND				
034110010	OTHER LIVE ORNAMENTAL FISH, MARINE	0,00	0	20,39	168.000
034110011	OTHER CARP, ALIVE	3,91	17.500	0,20	2.200
034110030	OTHER LIVE ORNAMENTAL FISH, FRESHWATER	310,75	823.951	49,29	735.979
034110070	EELS (ANGUILLA SPP.), ALIVE	24,90	71.484	0,45	6.000
034110130	MILKFISH OR LAPU LAPU FRY FOR BREEDING, ALIVE	587,81	1.237.525	69,89	889.585
034110150	MILKFISH OR LAPU LAPU FRY, OTHER THAN FOR BREEDING, ALIVE	12,92	28.438	16,91	169.296
034110170	OTHER FISH FRY, FOR BREEDING, ALIVE	0,06	2.000	399,04	3.034.776
034110190	OTHER FISH FRY, OTHERTHAN FOR BREEDING	0,70	10.000	33,15	148.000
034110210	OTHER MARINE FISH, ALIVE	1,90	3.800	25,40	162.300
034110230	OTHER FRESHWATER FISH, ALIVE	679,58	1.424.213	91,34	876.646
034111100	ORNAMENTAL FISH, FRY, ALIVE	96,15	1.219.553	584,98	3.139.525
034143000	SKIPJACK OR STRIPE-BELLIED BONITO, EXCLUDING LIVERS AND ROES, FRESH OR CHILLED	440,00	1.295.888	0,00	0

Samb. (*Cont'd*)

MALAYSIA

EKSPORT DAN IMPORT KOMODITI PERIKANAN MENGIKUT SEMUA NEGARA YANG DITUJUI DAN NEGARA ASAL, 2006

EXPORT AND IMPORT OF FISHERY COMMODITIES BY ALL COUNTRIES OF DESTINATION AND ORIGIN, 2006

S.I.T.C. Kod Komoditi *Commodity Code*	**Keterangan Komoditi dan Negara** *Description of Commodity and Country*	**Eksport/*Export***		**Import**	
		Kuantiti *Quantity*	**Nilai** *Value*	**Kuantiti** *Quantity*	**Nilai** *Value*
	THAILAND				
034149000	OTHER TUNAS, EXCLUDING LIVERS AND ROES, FRESH OR CHILLED	6,60	19.800	0,06	1.246
034159000	SARDINES, EXCLUDING LIVERS AND ROES, FRESH OR CHILLED	0,00	0	6,47	26.430
034170000	MACKEREL, EXCLUDING LIVERS AND ROES, FRESH OR CHILLED	0,00	0	8,93	18.730
034180010	MARINE FISH, EXCL. LIVERS AND ROES, FRESH OR CHILLED	6.977,35	10.251.958	148.042,81	184.844.701
034180030	FRESHWATER FISH, EXCL. LIVERS AND ROES, FRESH OR CHILLED	12,15	70.674	62,05	134.021
034184000	EELS (ANGUILLA SPP), EXCLUDING LIVERS AND ROES, FRESH OR CHILLED	1,30	2.600	0,00	0
034190000	LIVERS AND ROES, FRESH OR CHILLED	0,00	0	0,81	1.836
034210900	OTHER PACIFIC SALMON	259,37	2.831.276	65,04	176.476
034219000	OTHER SALMONIDAE, EXCL. LIVERS AND ROES, FROZEN	194,68	607.382	19,09	57.516
034229000	OTHER FLAT FISH, EXCL. LIVERS AND ROES, FROZEN	0,00	0	1,01	19.437
034231000	ALBACORE OR LONGFINNED TUNAS, EXCLUDING LIVERS AND ROES, FROZEN	16,83	59.082	78,00	648.543
034232000	YELLOWFIN TUNAS, EXCL. LIVERS AND ROES, FROZEN	0,00	0	4,11	9.835

034233000	SKIPJACK OR STRIPE-BELLIED BONITO, EXCLUDING LIVERS AND ROES, FROZEN	42,77	158.268	0,00	0
034239000	OTHER TUNAS, EXCLUDING LIVERS AND ROES, FROZEN	9,50	19.000	0,00	0
034249000	SARDINES, EXCLUDING LIVERS AND ROES, FROZEN	37,51	64.102	28,00	56.000
034260000	MACKEREL, EXCLUDING LIVERS AND ROES, FROZEN	207,35	1.101.195	117,28	812.213
034280010	MARINE FISH, EXCL. LIVERS AND ROES, FROZEN	2.103,61	3.554.322	14.842,03	19.248.233
034280030	FRESHWATER FISH, EXCL. LIVERS AND ROES, FROZEN	1,00	720	571,03	1.367.691
034285000	SEA BASS, EXCLUDING LIVERS AND ROES, FROZEN	80,34	1.472.639	0,00	0
034290030	ROES, FROZEN	0,57	3.480	1,39	1.450
034400100	FROZEN FILLETS	11,29	266.875	992,37	6.693.721
034510000	FISH FILLETS, FRESH OR CHILLED	15,30	347.765	441,92	1.993.161
034550000	OTHER FISH MEAT (WHETHER OR NOT MINCED), FRESH, CHILLED OR FROZEN	10,74	27.800	1.752,13	15.490.798
035130010	OTHER SHARKS' FINS,IKANBILIS/FISHMAW'S/SHARKS'FINS / OT MARINE FISH	16,26	135.309	16.982,14	46.559.318
035130300	SHARKS' FINS, DRIED, WHETHER OR NOT SALTED, BUT NOT SMOKED	4,44	34.423	0,00	0
035130920	OTHER FRESHWATER FISH, DRIED, WHETHER OR NOT SALTED BUT NOT SMOKED	0,00	0	94,46	283.433
035290010	OTHER HERRINGS, COD & ANCHOVIES, FISHMAW'S /SHARKS' FINS OT MARINEFISH	0,00	0	960,96	2.281.163
035299920	OTHER FRESHWATER FISH, SALTED BUT NOT DRIED OR SMOKED AND IN BRINE	0,00	0	14,05	43.227
035500000	FLOURS, MEALS AND PELLETSOF FISH, FIT FOR HUMAN CONSUMPTION	2,43	12.150	0,00	0
036110000	SHRIMPS AND PRAWNS, FIT FOR HUMAN CONSUMPTION, FROZEN	127,27	2.677.335	1.118,78	23.910.111
036193000	CRABS, FROZEN	21,78	349.191	117,34	1.076.685

Samb. (*Cont'd*)

MALAYSIA

EKSPORT DAN IMPORT KOMODITI PERIKANAN MENGIKUT SEMUA NEGARA YANG DITUJUI DAN NEGARA ASAL, 2006

EXPORT AND IMPORT OF FISHERY COMMODITIES BY ALL COUNTRIES OF DESTINATION AND ORIGIN, 2006

S.I.T.C. Kod Komoditi *Commodity Code*	**Keterangan Komoditi dan Negara** *Description of Commodity and Country*	**Eksport/***Export*		**Import**	
		Kuantiti *Quantity*	**Nilai** *Value*	**Kuantiti** *Quantity*	**Nilai** *Value*
	THAILAND				
036200030	OTHER BREEDER, FRESH /CHILLED OF ROCK LOBSTER &OT SEA CRAWFISH, O/T IN AIRTIGHT CONTAINER	0,00	0	0,63	18.900
036200210	LIVE LOBSTERS (HOMARUS SPP.), NOT FROZEN	0,73	65.430	0,00	0
036200250	DRIED SHRIMPS & PRAWNS, IN AIRTIGHT CONTAINER	100,65	72.825	9,26	7.307
036200270	DRIED SHRIMPS & PRAWNS,O/T IN AIRTIGHT CONTAINER	3.388,07	2.305.807	128,27	360.308
036200290	OTHER DRIED SHRIMPS &PRAWNS, IN AIRTIGHTCONTAINER	0,00	0	0,10	555
036200310	SHRIMPS & PRAWNS, O/T DRIED O/T IN AIRTIGHT CON	111,11	441.731	503,26	1.641.476
036200330	SHRIMPS AND PRAWNS, BREEDER, NOT FROZEN	1,50	8.800	31,55	481.108
036200350	LIVE SHRIMPS AND PRAWNS, NOT FROZEN	13,94	125.688	143,77	1.557.499
036200410	FRESH / CHILLED OF CRAB, O/T IN AIRTIGHT CONTAINER	0,00	0	15,00	30.000
036200450	OTHER FRESH / CHILLED OFCRAB, O/T IN AIRTIGHT CONTAINER	0,00	0	1,68	5.040
036200470	CRABS, LIVE, NOT FROZEN	4,92	23.700	63,97	395.120
036200490	OTHERS INCLUDING FLOURS, MEAL,FRESH/CHILLED OFCRAB FIT FOR HUMAN CONSUMTION, IN AIRTIGHT CONTAINER	18,38	36.760	0,00	0
036200510	OTHER CRUSTACEANS INCL. FLOURS, MEALS & PELLETS FRESH OR CHILLED FIT FOR HUMAN CONSUMPTION, O/T IN AIRTIGHT CONTAINERS	27,42	54.830	0,00	0
036200570	OTHER CRUSTACEANS, INCLUDING FLOURS, MEALS AND PALLETS, FIT FOR HUMAN CONSUMPTION, LIVE NOT FROZEN	15,78	31.560	0,00	0
036203910	SHRIMPS AND PRAWN, O/T IN SHELL FRESH OR	493,36	7.990.441	6.444,11	27.572.430
036310010	OYSTERS; LIVE	7,70	15.400	0,00	0
036310030	OYSTERS; FRESH, CHILLED OR FROZEN	3,75	17.732	0,00	0
036330010	CUTTLEFISH, LIVE	302,25	604.500	33,40	104.799
036330050	CUTTLE FISH, FRESH OR CHILLED	118,83	255.460	43,96	119.503
036350030	MUSSELS, LIVE	2,50	11.000	214,86	361.530

036350110	OTHER AQUATIC INVERTEBRATES O/T CRUSTACEANS, FRESH OR CHILLED FIT FOR HUMAN	9.303,52	6.028.698	0,00	0
036371100	CUTTLE FISH AND SQUID, FROZEN	194,38	1.077.180	332,82	690.711
036371200	CUTTLEFISH AND SQUID, DRIED, SALTED OR IN BRINE	47,70	209.150	56,89	294.411
036372100	OCTOPUS, FROZEN	471,24	1.731.491	10,73	26.685
036391100	SCALLOPS, FROZEN	0,00	0	1,50	8.799
036391200	SCALLOPS, DRIED, SALTED OR IN BRINE	4,50	60.750	11,75	58.725
036392100	MUSSELS, FROZEN	2,00	6.000	37,00	99.900
036399900	OTHER AQUATIC INVERTERBRATES OTHER THAN CRUSTACEANS AND MOLLUSCS	9,77	32.370	135,23	277.403
037110010	SALMON, IN AIRTIGHT CONTAINERS, WHOLE OR IN PIECES, BUT NOT MINCED	0,00	0	12,02	172.719
037122110	SARDINES, WHOLE OR IN PIECES, BUT NOT MINCED, IN AIRTIGHT CONTAINERS	83,93	628.414	3.748,98	19.004.402
037130010	PREPARED OR PRESERVED TUNAS, SKIPJACK & BONITO, IN AIRTIGHT CONTAINERS	22,86	383.154	777,01	7.244.084

Samb. (*Cont'd*)

MALAYSIA

EKSPORT DAN IMPORT KOMODITI PERIKANAN MENGIKUT SEMUA NEGARA YANG DITUJUI DAN NEGARA ASAL, 2006

EXPORT AND IMPORT OF FISHERY COMMODITIES BY ALL COUNTRIES OF DESTINATION AND ORIGIN, 2006

S.I.T.C. Kod Komoditi *Commodity Code*	**Keterangan Komoditi dan Negara** *Description of Commodity and Country*	**Eksport/***Export* **Kuantiti** *Quantity*	**Eksport/***Export* **Nilai** *Value*	**Import Kuantiti** *Quantity*	**Import Nilai** *Value*
	THAILAND				
037130090	PREPARED OR PRESERVED TUNAS, SKIPJACK & BONITO, NOT IN AIRTIGHT CONTAINER	0,00	0	23,08	322.769
037140100	MACKEREL, WHOLE OR IN PIECES, BUT NOT MINCED, IN AIRTIGHT CONTAINERS	568,03	4.338.291	1.785,07	17.651.452
037140900	MACKEREL, WHOLE OR IN PIECES, BUT NOT MINCED, OTHER THAN IN AIRTIGHT CONTAINERS	0,00	0	5,10	9.363
037159910	OTHER FISH, WHOLE OR IN PIECES, BUT NOT MINCED, IN AIRTIGHT CONTAINERS	0,00	0	7,51	89.637
037159990	OTHER FISH, WHOLE OR IN PIECES, BUT NOT MINCED, OTHER THAN IN AIRTIGHT CONTAINERS	0,00	0	21,55	105.843
037160010	SHARKS' FINS, PREPARED & READY FOR USE, IN AIRTIGHT CONTAINER	0,00	0	751,91	5.754.644
037160030	SHARKS' FINS, PREPARED & READY FOR USE, O/T IN AIRTIGHT CONTAINER	0,00	0	120,00	1.521.959
037160050	FISH SAUSAGES, IN AIRTIGHT CONTAINERS	0,00	0	0,80	6.184
037160150	OTHER PREPARED ORPRESERVED FISH, INAIRTIGHT CONTAINERS	0,10	8.200	3.583,85	31.583.974
037160920	FISH PASTE AND SIMILAR PREPARATIONS	0,00	0	121,70	1.060.938
037160990	OTHER PREPARED OR PRESERVED FISH, OTHER THAN IN AIRTIGHT CONTAINERS	0,00	0	75,40	372.701
037210110	SHRIMPS PASTE, O/T IN AIRTIGHT CONTAINER	22,71	54.140	1,50	14.074
037210170	PREPARED & PRESERVED SHRIMPS & PRAWNS	24,15	60.375	5,20	71.312
037211100	CRABS, IN AIRTIGHT CONTAINERS, PREPARED OR PRESERVED	0,00	0	2,86	48.773
037219100	OTHER CRUSTACEANS, IN AIRTIGHT CONTAINERS, PREPARED OR PRESERVED	0,00	0	0,37	6.312
037220090	CUTTLEFISH OR MOLLUSCS NOT IN AIRTIGHT CONTAINERS, OTHER THAN AQUATIC INVERTEBRATES WHETHER OR NOT IN AIRTIGHT	3,00	18.040	168,68	642.582
037220110	ABALONE, IN AIRTIGHT CONTAINERS, PREPARED OR PRESERVED	0,82	15.997	3,00	37.110
037220190	ABALONE, OTHER THAN IN AIRTIGHT CONTAINERS, PREPARED OR PRESERVED	0,00	0	7,86	52.236
037220210	CUTTLE FISH, IN AIRTIGHT CONTAINERS, PREPARED OR PRESERVED	0,00	0	54,01	345.746
037220810	OTHER MOLLUSCS, IN AIRTIGHT CONTAINERS, PREPARED OR PRESERVED	12,54	47.652	123,04	1.835.774
081420100	FLOURS, MEALS & PELLETS, OF FISH MEAL, UNFIT FOR HUMAN CONSUMPTION	315,00	568.575	54,06	206.051
081420900	OTHER FLOURS, MEALS & PELLETS, OF OTHER AQUATIC INVERTEBRATES, UNFIT FOR HUMAN CONSUMPTION	273,00	492.766	60,00	108.412
098490030	FISH SAUCE	2,25	15.763	2.759,67	3.614.177

098490200	BELACAN (PRAWN PASTE)	842,40	498.983	38,75	241.812
291960090	OTHER PRODUCT OF FISH OR CRUSTACEANS, MOLLUCS OR OTHER AQUATIC INVETERBRATE UNFIT FOR HUMAN CONSUMPTION	200,79	484.750	2,22	87.907
292960010	CARAGEENAN	0,10	7.424	1,00	26.609
292970010	FRESH, CHILLED OR DRIED OF SEAWEEDS AND OTHER ALGAE, USED IN DYEING, TANNING, PERFUMERY, PHARMACY/ INSECTICIDAL	0,02	799	0,00	0

Samb. (*Cont'd*)

MALAYSIA

EKSPORT DAN IMPORT KOMODITI PERIKANAN MENGIKUT SEMUA NEGARA YANG DITUJUI DAN NEGARA ASAL, 2006

EXPORT AND IMPORT OF FISHERY COMMODITIES BY ALL COUNTRIES OF DESTINATION AND ORIGIN, 2006

S.I.T.C. Kod Komoditi *Commodity Code*	Keterangan Komoditi dan Negara *Description of Commodity and Country*	Eksport/*Export* Kuantiti *Quantity*	Eksport/*Export* Nilai *Value*	Import Kuantiti *Quantity*	Import Nilai *Value*
	THAILAND				
292970030	SEAWEEDS AND OTHER ALGAE:OTHER, FRESH, CHILLED OR DRIED, UNFIT FOR HUMAN CONSUMPTION	0,00	0	0,25	8.644
292970050	SEAWEEDS AND OTHER ALGAE:NOT ELSEWHERE SPECIFIED OR INCLUDED	0,13	5.835	6,49	311.406
411110030	FISH LIVER OIL FIT FOR HUMAN CONSUMPTION, O/T SOLID FRACTION NOT CHEMICALLY MODIFIED	0,00	0	1,86	7.000
411120900	FATS AND OILS OF FISH, OTHER THAN LIVER OILS, NOT CHEMICALLY MODIFIED	4,43	36.845	13,50	39.290
	JUMLAH/*TOTAL*	**29.339,38**	**59.075.004**	**210.171,32**	**441.806.387**
	TUNISIA				
034111100	ORNAMENTAL FISH, FRY, ALIVE	0,48	1.754	0,00	0
034111900	OTHER ORNAMENTAL FISH, OTHER THAN FRY, ALIVE	10,51	129.187	0,00	0
034114900	CARP, OTHER THAN FRY, ALIVE	0,16	1.600	0,00	0
	JUMLAH/*TOTAL*	**11,14**	**132.541**	**0,00**	**0**
	TURKEY				
034111900	OTHER ORNAMENTAL FISH, OTHER THAN FRY, ALIVE	1,56	19.005	0,00	0
036110000	SHRIMPS AND PRAWNS, FIT FOR HUMAN CONSUMPTION, FROZEN	15,02	128.990	0,00	0
037212900	SHRIMPS AND PRAWNS, OTHER THAN IN AIRTIGHT CONTAINERS, PREPARED OR PRESERVED	2,27	51.493	0,00	0
	JUMLAH/*TOTAL*	**18,85**	**199.488**	**0,00**	**0**
	UGANDA				
034400100	FROZEN FILLETS	0,00	0	**	6
	JUMLAH/*TOTAL*	**0,00**	**0**	**	**6**
	UKRAINE				
034111100	ORNAMENTAL FISH, FRY, ALIVE	1,38	4.029	0,00	0
034111900	OTHER ORNAMENTAL FISH, OTHER THAN FRY, ALIVE	10,85	96.767	0,00	0
034114900	CARP, OTHER THAN FRY, ALIVE	0,77	6.950	0,00	0
	JUMLAH/*TOTAL*	**13,00**	**107.746**	**0,00**	**0**
	UNITED ARAB EMIRATES				
034111100	ORNAMENTAL FISH, FRY, ALIVE	0,00	0	0,06	4.347
034111900	OTHER ORNAMENTAL FISH, OTHER THAN FRY, ALIVE	52,95	703.112	0,00	0
034114900	CARP, OTHER THAN FRY, ALIVE	8,40	53.874	0,00	0
034139000	OTHER FLAT FISH, EXCL. LIVERS AND ROES, FRESH OR CHILLED	39,84	146.982	0,00	0
034233000	SKIPJACK OR STRIPE-BELLIED BONITO, EXCLUDING LIVERS AND ROES, FROZEN	500,00	1.064.000	0,00	0
034260000	MACKEREL, EXCLUDING LIVERS AND ROES, FROZEN	0,00	0	257,00	958.747
034289000	OTHER FISH, EXCLUDING LIVERS AND ROES, FROZEN	732,12	1.603.290	856,43	3.489.927
034400100	FROZEN FILLETS	25,16	188.136	0,00	0

Samb. (*Cont'd*)

MALAYSIA

EKSPORT DAN IMPORT KOMODITI PERIKANAN MENGIKUT SEMUA NEGARA YANG DITUJUI

DAN NEGARA ASAL, 2006

EXPORT AND IMPORT OF FISHERY COMMODITIES BY ALL COUNTRIES OF DESTINATION AND ORIGIN, 2006

S.I.T.C. Kod Komoditi *Commodity Code*	Keterangan Komoditi dan Negara *Description of Commodity and Country*	Eksport/*Export* Kuantiti *Quantity*	Eksport/*Export* Nilai *Value*	Import Kuantiti *Quantity*	Import Nilai *Value*
	UNITED ARAB EMIRATES				
034550000	OTHER FISH MEAT (WHETHER OR NOT MINCED), FRESH, CHILLED OR FROZEN	39,10	154.713	0,00	0
035299200	SHARKS' FINS, SALTED BUT NOT DRIED OR SMOKED AND IN BRINE	0,24	40.457	0,00	0
036110000	SHRIMPS AND PRAWNS, FIT FOR HUMAN CONSUMPTION, FROZEN	193,68	3.754.310	0,00	0
036203190	SHRIMPS, O/T IN SHELL, NOT FROZEN	0,01	20	0,00	0
037130190	TUNAS, WHOLE OR IN PIECES, BUT NOT MINCED, O/T IN AIRTIGHT CONTAINERS	0,51	8.554	0,00	0
037159990	OTHER FISH, WHOLE OR IN PIECES, BUT NOT MINCED, OTHER THAN IN AIRTIGHT CONTAINERS	0,48	6.616	0,00	0
037160100	OTHER PREPARED OR PRESERVED FISH, IN AIRTIGHT CONTAINERS	4,31	34.125	0,00	0
037160920	FISH PASTE AND SIMILAR PREPARATIONS	6,33	136.476	0,00	0
037211900	CRABS, OTHER THAN IN AIRTIGHT CONTAINERS, PREPARED OR PRESERVED	4,28	54.200	0,00	0
037212900	SHRIMPS AND PRAWNS, OTHER THAN IN AIRTIGHT CONTAINERS, PREPARED OR PRESERVED	1,41	23.527	0,00	0
037220290	CUTTLE FISH, OTHER THAN IN AIRTIGHT CONTAINERS, PREPARED OR PRESERVED	3,66	44.150	0,00	0
098490200	BELACAN (PRAWN PASTE)	1,80	19.212	0,00	0
411130900	FATS AND OILS OF MARINE MAMMALS, NOT CHEMICALLY MODIFIED	0,80	5.692	0,00	0
	JUMLAH/*TOTAL*	**1.615,08**	**8.041.446**	**1.113,49**	**4.453.021**
	UNITED KINGDOM				
034111900	OTHER ORNAMENTAL FISH, OTHER THAN FRY, ALIVE	852,52	5.000.805	0,26	3.502
034114900	CARP, OTHER THAN FRY, ALIVE	108,95	603.944	0,00	0
034119000	OTHER LIVE FISH, OTHER THAN TROUT, EELS OR CARP	0,46	6.800	0,00	0
034189000	OTHER FISH, EXCLUDING LIVERS AND ROES, FRESH OR CHILLED	0,00	0	0,40	5.349
034280030	FRESHWATER FISH, EXCL.LIVERS AND ROES, FROZEN	0,00	0	6,02	36.735
034284000	EELS (ANGUILLA SPP), EXCL.LIVERS AND ROES, FROZEN	0,00	0	1,46	18.621
034289000	OTHER FISH, EXCLUDING LIVERS AND ROES, FROZEN	9,23	63.501	1,83	12.235
034400100	FROZEN FILLETS	0,00	0	0,39	26.031
034510000	FISH FILLETS, FRESH OR CHILLED	16,00	158.955	0,00	0
035110000	COD, DRIED, WHETHER OR NOT SALTED BUT NOT SMOKED	1,73	44.953	0,00	0
035120100	MARINE FISH FILLETS, DRIED, SALTED OR IN BRINE, BUT NOT SMOKED	0,20	8.100	0,00	0
035130100	IKAN BILIS, DRIED, WHETHER OR NOT SALTED BUT NOT SMOKED	150,96	1.114.912	0,00	0
035130300	SHARKS' FINS, DRIED, WHETHER OR NOT SALTED, BUT NOT SMOKED	0,14	47.386	0,00	0
035130910	OTHER MARINE FISH, DRIED, WHETHER OR NOT SALTED, BUT NOT SMOKED	29,49	806.328	0,00	0
035400220	LIVERS AND ROES, DRIED, SALTED OR IN BRINE, OF SALMON	1,06	7.047	0,00	0

Samb. (*Cont'd*)

MALAYSIA

EKSPORT DAN IMPORT KOMODITI PERIKANAN MENGIKUT SEMUA NEGARA YANG DITUJUI DAN NEGARA ASAL, 2006

EXPORT AND IMPORT OF FISHERY COMMODITIES BY ALL COUNTRIES OF DESTINATION AND ORIGIN, 2006

S.I.T.C. Kod Komoditi *Commodity Code*	Keterangan Komoditi dan Negara *Description of Commodity and Country*	Eksport/*Export* Kuantiti *Quantity*	Eksport/*Export* Nilai *Value*	Import Kuantiti *Quantity*	Import Nilai *Value*
	UNITED KINGDOM				

036110000	SHRIMPS AND PRAWNS, FIT FOR HUMAN CONSUMPTION, FROZEN	1.615,79	31.254.644	10,80	172.931
036203190	SHRIMPS, O/T IN SHELL, NOT FROZEN	89,94	1.573.871	0,00	0
036203990	SHRIMPS AND PRAWNS, O/T IN SHELL, O/T FRESH OR CHILLED	0,02	945	0,00	0
036204900	CRABS, O/T IN SHELL, NOT FROZEN	0,45	5.750	0,00	0
036351000	SCALLOPS, LIVE, FRESH OR CHILLED	0,00	0	0,31	19.307
036371100	CUTTLE FISH AND SQUID, FROZEN	37,80	286.260	0,00	0
036371200	CUTTLEFISH AND SQUID, DRIED, SALTED OR IN BRINE	2,57	115.625	0,00	0
036391100	SCALLOPS, FROZEN	0,00	0	0,11	11.330
036392200	MUSSELS, DRIED, SALTED OR IN BRINE	2,16	105.839	0,00	0
037122110	SARDINES, WHOLE OR IN PIECES, BUT NOT MINCED, IN AIRTIGHT CONTAINERS	16,95	205.845	0,34	5.208
037140100	MACKEREL, WHOLE OR IN PIECES, BUT NOT MINCED, IN AIRTIGHT CONTAINERS	9,42	140.237	0,00	0
037159110	HORSE MACKEREL, WHOLE OR IN PIECES, BUT NOT MINCED, IN AIRTIGHT CONTAINERS	0,00	0	0,12	5.054
037159990	OTHER FISH, WHOLE OR IN PIECES, BUT NOT MINCED, OTHER THAN IN AIRTIGHT CONTAINERS	0,98	19.215	2,11	27.395
037160100	OTHER PREPARED OR PRESERVED FISH, IN AIRTIGHT CONTAINERS	1.035,48	9.018.309	0,00	0
037160920	FISH PASTE AND SIMILAR PREPARATIONS	27,10	418.212	0,00	0
037160990	OTHER PREPARED OR PRESERVED FISH, OTHER THAN IN AIRTIGHT CONTAINERS	12,66	79.161	0,65	7.624
037211900	CRABS, OTHER THAN IN AIRTIGHT CONTAINERS, PREPARED OR PRESERVED	0,39	8.031	0,00	0
037212100	SHRIMPS AND PRAWNS, IN AIRTIGHT CONTAINERS, PREPARED OR PRESERVED	1,25	33.085	0,00	0
037212900	SHRIMPS AND PRAWNS, OTHER THAN IN AIRTIGHT CONTAINERS, PREPARED OR PRESERVED	1.353,54	15.430.397	22,64	421.338
037220290	CUTTLE FISH, OTHER THAN IN AIRTIGHT CONTAINERS, PREPARED OR PRESERVED	4,67	57.930	0,00	0
098490200	BELACAN (PRAWN PASTE)	18,40	150.914	0,00	0
292961000	AGAR-AGAR	0,10	8.588	0,00	0
292970000	SEAWEEDS AND OTHER ALGAE	792,15	8.717.334	36,14	525.676
411110900	FISH-LIVER OIL AND THEIR FRACTIONS, NOT CHEMICALLY MODIFIED	0,00	0	0,76	17.812
411120900	FATS AND OILS OF FISH, OTHER THAN LIVER OILS, NOT CHEMICALLY MODIFIED	0,00	0	0,17	14.868
667120000	CULTURED PEARLS, UNWORKED	0,00		0,00	95.538
667130000	CULTURED PEARLS, WORKED	0,00		0,11	687.318
	JUMLAH/*TOTAL*	**6.192,55**	**75.492.923**	**84,62**	**2.113.872**

Samb. (*Cont'd*)

MALAYSIA

EKSPORT DAN IMPORT KOMODITI PERIKANAN MENGIKUT SEMUA NEGARA YANG DITUJUI DAN NEGARA ASAL, 2006

EXPORT AND IMPORT OF FISHERY COMMODITIES BY ALL COUNTRIES OF DESTINATION AND ORIGIN, 2006

S.I.T.C. Kod Komoditi *Commodity Code*	**Keterangan Komoditi dan Negara** *Description of Commodity and Country*	**Eksport/***Export*		**Import**	
		Kuantiti *Quantity*	**Nilai** *Value*	**Kuantiti** *Quantity*	**Nilai** *Value*
	UNITED STATES OF AMERICA				
017100300	EXTRACTS AND JUICES OF CRUSTACEANS, MOLLUSCS OR OTHER AQUATIC INVERTEBRATES	1,11	30.584	0,00	0
034111100	ORNAMENTAL FISH, FRY, ALIVE	11,29	1.086.637	3,34	236.400
034111900	OTHER ORNAMENTAL FISH, OTHER THAN FRY, ALIVE	510,05	3.936.627	5,47	234.314
034112900	TROUT, OTHER THAN FRY, ALIVE	2,03	15.026	0,00	0
034114900	CARP, OTHER THAN FRY, ALIVE	127,02	893.879	0,01	123
034119000	OTHER LIVE FISH, OTHER THAN TROUT, EELS OR CARP	0,11	28.500	0,01	156
034122000	PACIFIC SALMON, ATLANTIC SALMON AND DANUBE SALMON, EXCL.LIVERS AND ROES, FRESH OR CHILLED	0,00	0	1,30	28.053

034139000	OTHER FLAT FISH, EXCL. LIVERS AND ROES, FRESH OR CHILLED	0,00	0	0,07	620
034142000	YELLOWFIN TUNAS (THUNNUS ALBACARES), EXCLUDING LIVERS AND ROES, FRESH OR CHILLED	266,92	7.383.027	0,00	0
034144000	BIGEYE TUNAS (THUNNUS OBESUS), OF FLAT FISH	3,12	28.340	0,00	0
034189000	OTHER FISH, EXCLUDING LIVERS AND ROES, FRESH OR CHILLED	0,00	0	3,35	79.099
034210900	OTHER PACIFIC SALMON	0,00	0	0,18	11.959
034212000	TROUT, EXCLUDING LIVERS AND ROES, FROZEN	0,00	0	1,19	74.129
034213000	ATLANTIC SALMON AND DANUBE SALMON, EXCLUDING LIVERS AND ROES, FROZEN	0,00	0	0,40	8.860
034219000	OTHER SALMONIDAE, EXCL. LIVERS AND ROES, FROZEN	47,53	218.655	22,04	256.987
034221000	HALIBUT, EXCLUDING LIVERS AND ROES, FROZEN	0,00	0	9,97	254.719
034229000	OTHER FLAT FISH, EXCL. LIVERS AND ROES, FROZEN	22,49	465.105	0,59	23.019
034232000	YELLOWFIN TUNAS, EXCL. LIVERS AND ROES, FROZEN	0,00	0	12,80	71.351
034234000	BIGEYE TUNAS (THUNNUS OBESUS), OF TUNAS	0,00	0	16,33	91.033
034239000	OTHER TUNAS, EXCLUDING LIVERS AND ROES, FROZEN	38,43	1.055.896	0,00	0
034241000	HERRINGS, EXCLUDING LIVERS AND ROES, FROZEN	0,00	0	0,93	4.674
034249000	SARDINES, EXCLUDING LIVERS AND ROES, FROZEN	0,00	0	2.193,15	7.708.411
034250000	COD, EXCLUDING LIVERS AND ROES, FROZEN	0,00	0	29,50	1.368.499
034260000	MACKEREL, EXCLUDING LIVERS AND ROES, FROZEN	0,00	0	24,00	97.865
034285000	SEA BASS, EXCLUDING LIVERS AND ROES, FROZEN	0,00	0	1,01	59.352
034289000	OTHER FISH, EXCLUDING LIVERS AND ROES, FROZEN	62,97	387.651	101,98	2.170.556
034400100	FROZEN FILLETS	6.705,49	41.795.113	1.557,18	19.469.185
034550000	OTHER FISH MEAT (WHETHER OR NOT MINCED), FRESH, CHILLED OR FROZEN	400,09	2.511.181	0,00	0
035120100	MARINE FISH FILLETS, DRIED, SALTED OR IN BRINE, BUT NOT SMOKED	0,18	6.588	0,00	0
035120200	FRESHWATER FISH FILLETS, DRIED, SALTED OR IN BRINE, BUT NOT SMOKED	206,33	1.791.411	0,00	0
035130100	IKAN BILIS, DRIED, WHETHER OR NOT SALTED BUT NOT SMOKED	42,97	765.790	0,00	0
035130910	OTHER MARINE FISH, DRIED, WHETHER OR NOT SALTED, BUT NOT SMOKED	16,70	132.675	0,00	0
035220000	ANCHOVIES, SALTED BUT NOTDRIED OR SMOKED AND IN BRINE	75,27	769.238	0,00	0
035299910	OTHER MARINE FISH, DRIED, SALTED BUT NOT DRIED OR SMOKED AND IN BRINE	84,66	522.339	0,00	0

Samb. (*Cont'd*)

MALAYSIA

EKSPORT DAN IMPORT KOMODITI PERIKANAN MENGIKUT SEMUA NEGARA YANG DITUJUI DAN NEGARA ASAL, 2006

EXPORT AND IMPORT OF FISHERY COMMODITIES BY ALL COUNTRIES OF DESTINATION AND ORIGIN, 2006

S.I.T.C. Kod Komoditi *Commodity Code*	**Keterangan Komoditi dan Negara** *Description of Commodity and Country*	**Eksport/***Export*		**Import**	
		Kuantiti *Quantity*	**Nilai** *Value*	**Kuantiti** *Quantity*	**Nilai** *Value*
	UNITED STATES OF AMERICA				
035400320	LIVERS AND ROES, DRIED, SALTED OR IN BRINE, OF OTHER MARINE FISH	0,25	6.466	0,00	0
036110000	SHRIMPS AND PRAWNS, FIT FOR HUMAN CONSUMPTION, FROZEN	21.165,02	417.664.620	46,32	1.444.967
036192000	LOBSTERS (HOMARUS SPP.), FROZEN	0,00	0	1,86	152.531
036193000	CRABS, FROZEN	111,81	3.075.757	12,98	830.185
036202900	LOBSTERS, O/T IN SHELL, NOT FROZEN	0,00	0	4,48	433.760
036203190	SHRIMPS, O/T IN SHELL, NOT FROZEN	114,93	2.181.239	1,50	41.540
036203910	SHRIMPS AND PRAWN, O/T IN SHELL FRESH OR	0,00	0	0,00	57
036203990	SHRIMPS AND PRAWNS, O/T IN SHELL, O/T FRESH OR CHILLED	0,00	0	20,38	570.948
036204100	CRABS, IN AIRTIGHT CONTAINERS, NOT FROZEN	185,73	12.253.304	0,00	0
036204900	CRABS, O/T IN SHELL, NOT FROZEN	15,13	283.052	0,00	0
036310000	OYSTERS, LIVE, FRESH, CHILLED, FROZEN, DRIED, SALTED OR IN BRINE	0,00	0	25,10	136.633
036331000	CUTTLE FISH AND SQUID, LIVE, FRESH OR CHILLED	24,83	600.974	0,00	0
036351000	SCALLOPS, LIVE, FRESH OR CHILLED	0,00	0	1,82	85.274

036353900	OTHER MOLL. INCL. FLOURS, MEALS & PELLETS OF AQUA. INVTB. O/T CRUSTACEANS, FIT FOR HUMAN CONSUMPTION, LIVE, FRESH OR CHILLED	0,00	0	4,89	147.428
036371100	CUTTLE FISH AND SQUID, FROZEN	146,06	1.740.170	5.372,23	6.987.440
036371200	CUTTLEFISH AND SQUID, DRIED, SALTED OR IN BRINE	7,79	246.088	0,00	0
036372100	OCTOPUS, FROZEN	449,39	3.948.908	0,27	16.024
036391100	SCALLOPS, FROZEN	0,00	0	43,43	2.258.030
036392100	MUSSELS, FROZEN	0,00	0	9,94	124.149
036393110	BECHE-DE-MER (TREPANG), FIT FOR HUMAN CONSUMPTION	0,00	0	3,59	101.097
036393190	OTHER MOLLUSCS INCL. FLOURS, MEALS AND PELLETS OF AQUATIC INVERTEBRATES O/T CRUSTACEANS FIT FOR HUMAN CONSUMPTION	34,20	330.295	0,00	0
036399900	OTHER AQUATIC INVERTEBRATES OTHER THAN CRUSTACEANS AND MOLLUSCS	17,84	152.345	0,70	14.051
037122110	SARDINES, WHOLE OR IN PIECES, BUT NOT MINCED, IN AIRTIGHT CONTAINERS	0,44	7.060	0,00	0
037130110	TUNAS, WHOLE OR IN PIECES, BUT NOT MINCED, IN AIRTIGHT CONTAINERS	987,70	15.267.212	1,77	21.760
037130990	SKIPJACK AND BONITO (SARDA SPP), WHOLE OR IN PIECES, BUT NOT MINCED, OTHER THAN IN AIRTIGHT CONTAINERS	268,39	7.314.738	0,00	0
037140100	MACKEREL, WHOLE OR IN PIECES, BUT NOT MINCED, IN AIRTIGHT CONTAINERS	0,00	0	35,70	178.016
037159990	OTHER FISH, WHOLE OR IN PIECES, BUT NOT MINCED, OTHER THAN IN AIRTIGHT CONTAINERS	75,83	1.798.296	0,00	0
037160100	OTHER PREPARED OR PRESERVED FISH, IN AIRTIGHT CONTAINERS	0,00	0	0,12	6.174
037160910	SHARKS' FINS PREPARED OR PRESERVED FISH IN AIRTIGHT CONTAINERS	0,83	8.641	0,13	6.651
037160930	FISH, BOILED OR STEAMED	76,58	1.892.740	0,00	0

Samb. (*Cont'd*)

MALAYSIA

EKSPORT DAN IMPORT KOMODITI PERIKANAN MENGIKUT SEMUA NEGARA YANG DITUJUI DAN NEGARA ASAL, 2006

EXPORT AND IMPORT OF FISHERY COMMODITIES BY ALL COUNTRIES OF DESTINATION AND ORIGIN, 2006

S.I.T.C. Kod Komoditi *Commodity Code*	**Keterangan Komoditi dan Negara** *Description of Commodity and Country*	**Eksport/***Export*		**Import**	
		Kuantiti *Quantity*	**Nilai** *Value*	**Kuantiti** *Quantity*	**Nilai** *Value*
	UNITED STATES OF AMERICA				
037160990	OTHER PREPARED OR PRESERVED FISH, OTHER THAN IN AIRTIGHT CONTAINERS	79,54	657.313	42,53	527.698
037211100	CRABS, IN AIRTIGHT CONTAINERS, PREPARED OR PRESERVED	135,27	4.024.134	0,00	0
037212100	SHRIMPS AND PRAWNS, IN AIRTIGHT CONTAINERS, PREPARED OR PRESERVED	1.011,35	26.507.966	0,00	0
037212900	SHRIMPS AND PRAWNS, OTHER THAN IN AIRTIGHT CONTAINERS, PREPARED OR PRESERVED	684,14	17.585.933	0,00	0
037220810	OTHER MOLLUSCS, IN AIRTIGHT CONTAINERS, PREPARED OR PRESERVED	0,00	0	0,14	10.574
037220890	OTHER MOLLUSCS, OTHER THAN IN AIRTIGHT CONTAINERS, PREPARED OR PRESERVED	6,63	66.678	5,33	281.390
037220910	OTHER AQUATIC INVERTEBRATES, IN AIRTIGHT CONTAINERS, PREPARED OR PRESERVED	36,03	413.436	0,00	0
037220990	OTHER AQUATIC INVERTEBRATES, OTHER THAN IN AIRTIGHT CONTAINERS, PREPARED OR PRESERVED	1,22	17.457	1,10	11.078
081420100	FLOURS, MEALS & PELLETS, OF FISH MEAL, UNFIT FOR HUMAN CONSUMPTION	0,00	0	20,13	70.425
081420900	OTHER FLOURS, MEALS & PELLETS, OF OTHER AQUATIC INVERTEBRATES, UNFIT FOR HUMAN CONSUMPTION	0,00	0	83,76	136.288
098490200	BELACAN (PRAWN PASTE)	6,88	78.909	0,00	0
291960900	OTHER PRODUCTS OF FISH OR CRUSTACEANS, MOLLUSCS OR OTHER AQUATIC INVERTEBRATES	0,70	10.891	1,06	71.358
291990000	OTHER ANIMAL PRODUCTS AND PRODUCTS OF FISH, CRUS., MOLLUSCS/AQUATIC INVTB., UNFIT FOR HUMAN CONSUMPTION	0,00	0	203,24	1.221.929
292961000	AGAR-AGAR	0,00	0	1,49	467.006
292970000	SEAWEEDS AND OTHER ALGAE	0,00	0	2,75	205.299
411110900	FISH-LIVER OIL AND THEIR FRACTIONS, NOT CHEMICALLY MODIFIED	1,73	36.765	0,22	13.885

411120900	FATS AND OILS OF FISH, OTHER THAN LIVER OILS, NOT CHEMICALLY MODIFIED	11,41	153.055	58,16	2.236.987
667130000		0,00		0,12	144.321
	JUMLAH/*TOTAL*	**34.282,37**	**582.148.704**	**9.992,01**	**51.204.317**
	URUGUAY				
034111900	OTHER ORNAMENTAL FISH, OTHER THAN FRY, ALIVE	1,82	20.460	0,00	0
034114900	CARP, OTHER THAN FRY, ALIVE	0,06	300	0,00	0
034250000	COD, EXCLUDING LIVERS AND ROES, FROZEN	0,00	0	0,78	13.513
034285000	SEA BASS, EXCLUDING LIVERS AND ROES, FROZEN	0,00	0	124,19	4.300.447
034400100	FROZEN FILLETS	0,00	0	2,88	76.257
	JUMLAH/*TOTAL*	**1,88**	**20.760**	**127,84**	**4.390.217**
	UZBEKISTAN				
034111900	OTHER ORNAMENTAL FISH, OTHER THAN FRY, ALIVE	1,39	16.850	0,00	0
	JUMLAH/*TOTAL*	**1,39**	**16.850**	**0,00**	**0**

Samb. (*Cont'd*)

MALAYSIA

EKSPORT DAN IMPORT KOMODITI PERIKANAN MENGIKUT SEMUA NEGARA YANG DITUJUI DAN NEGARA ASAL, 2006

EXPORT AND IMPORT OF FISHERY COMMODITIES BY ALL COUNTRIES OF DESTINATION AND ORIGIN, 2006

S.I.T.C. Kod Komoditi *Commodity Code*	**Keterangan Komoditi dan Negara** *Description of Commodity and Country*	**Eksport/*Export***		**Import**	
		Kuantiti *Quantity*	**Nilai** *Value*	**Kuantiti** *Quantity*	**Nilai** *Value*
	VENEZUELA				
034249000	SARDINES, EXCLUDING LIVERS AND ROES, FROZEN	0,00	0	50,00	123.067
034260000	MACKEREL, EXCLUDING LIVERS AND ROES, FROZEN	0,00	0	52,00	192.180
036393110	BECHE-DE-MER (TREPANG), FIT FOR HUMAN CONSUMPTION	0,00	0	5,14	74.951
	JUMLAH/*TOTAL*	**0,00**	**0**	**107,14**	**390.198**
	VIETNAM, SOCIALIST REP. OF				
034110010	OTHER LIVE ORNAMENTAL FISH, MARINE	0,00	0	1,79	20.164
034110011	OTHER CARP, ALIVE	0,00	0	0,07	1.269
034110030	OTHER LIVE ORNAMENTAL FISH, FRESHWATER	2,66	11.359	1,90	103.664
034110070	EELS (ANGUILLA SPP.), ALIVE	0,42	22.800	0,03	663
034110210	OTHER MARINE FISH, ALIVE	12,57	61.068	0,00	0
034110230	OTHER FRESHWATER FISH, ALIVE	0,33	722	3,73	192.754
034111100	ORNAMENTAL FISH, FRY, ALIVE	0,36	1.814	1,58	45.226
034170000	MACKEREL, EXCLUDING LIVERS AND ROES, FRESH OR CHILLED	0,00	0	3,70	8.559
034180010	MARINE FISH, EXCL. LIVERS AND ROES, FRESH OR CHILLED	28,74	159.615	10,93	267.066
034180030	FRESHWATER FISH, EXCL. LIVERS AND ROES, FRESH OR CHILLED	0,00	0	12,25	93.308
034210900	OTHER PACIFIC SALMON	0,00	0	2,23	14.838
034213000	ATLANTIC SALMON AND DANUBE SALMON, EXCLUDING LIVERS AND ROES, FROZEN	0,00	0	1,20	5.548
034219000	OTHER SALMONIDAE, EXCL. LIVERS AND ROES, FROZEN	0,00	0	12,60	76.499
034229000	OTHER FLAT FISH, EXCL. LIVERS AND ROES, FROZEN	0,00	0	35,13	349.439
034231000	ALBACORE OR LONGFINNED TUNAS, EXCLUDING LIVERS AND ROES, FROZEN	73,53	273.647	20,46	198.696
034239000	OTHER TUNAS, EXCLUDING LIVERS AND ROES, FROZEN	44,74	492.025	0,00	0
034241000	HERRINGS, EXCLUDING LIVERS AND ROES, FROZEN	0,00	0	0,46	3.249
034249000	SARDINES, EXCLUDING LIVERS AND ROES, FROZEN	12,50	30.837	25,00	111.338
034260000	MACKEREL, EXCLUDING LIVERS AND ROES, FROZEN	0,00	0	85,65	429.491
034280010	MARINE FISH, EXCL. LIVERS AND ROES, FROZEN	129,41	545.859	787,40	5.630.657
034280030	FRESHWATER FISH, EXCL.LIVERS AND ROES, FROZEN	0,00	0	331,82	2.219.753
034283000	DOGFISH AND OTHER SHARKS, EXCLUDING LIVERS AND ROES, FROZEN	0,00	0	1,50	5.274
034290030	ROES, FROZEN	0,00	0	0,11	498
034400100	FROZEN FILLETS	0,00	0	9.668,34	74.911.089
034510000	FISH FILLETS, FRESH OR CHILLED	0,00	0	24,00	56.876

034550000	OTHER FISH MEAT (WHETHER OR NOT MINCED), FRESH, CHILLED OR FROZEN	0,00	0	800,06	9.702.293
035120200	FRESHWATER FISH FILLETS, DRIED, SALTED OR IN BRINE, BUT NOT SMOKED	31,13	91.424	0,00	0
035130010	OTHER SHARKS' FINS, IKANBILIS/FISHMAW'S/SHARKS'FINS OT MARINE FISH	0,00	0	115,64	570.654
035130300	SHARKS' FINS, DRIED, WHETHER OR NOT SALTED, BUT NOT SMOKED	0,00	0	16,60	36.419

Samb. (*Cont'd*)

MALAYSIA

EKSPORT DAN IMPORT KOMODITI PERIKANAN MENGIKUT SEMUA NEGARA YANG DITUJUI DAN NEGARA ASAL, 2006

EXPORT AND IMPORT OF FISHERY COMMODITIES BY ALL COUNTRIES OF DESTINATION AND ORIGIN, 2006

S.I.T.C. Kod Komoditi *Commodity Code*	**Keterangan Komoditi dan Negara** *Description of Commodity and Country*	**Eksport/***Export*		**Import**	
		Kuantiti *Quantity*	**Nilai** *Value*	**Kuantiti** *Quantity*	**Nilai** *Value*
	VIETNAM, SOCIALIST REP. OF				
035130920	OTHER FRESHWATER FISH, DRIED, WHETHER OR NOT SALTED BUT NOT SMOKED	0,00	0	24,82	165.035
035220000	ANCHOVIES, SALTED BUT NOT DRIED OR SMOKED AND IN BRINE	0,00	0	33,41	277.002
035500000	FLOURS, MEALS AND PELLETS OF FISH, FIT FOR HUMAN CONSUMPTION	0,60	10.887	0,00	0
036110000	SHRIMPS AND PRAWNS, FIT FOR HUMAN CONSUMPTION, FROZEN	122,35	2.840.270	1.050,28	44.688.647
036192000	LOBSTERS (HOMARUS SPP.), FROZEN	0,00	0	0,61	30.579
036193000	CRABS, FROZEN	204,00	5.332.750	382,86	6.763.936
036199000	OTHER CRUSTACEANS, FROZEN, INCL. FLOURS, MEALS AND PELLETS OF CRUSTACEANS, FIT FOR HUMAN CONSUMPTION	0,00	0	2,53	9.465
036200170	OTHER DRIED LOBSTER, O/T IN AIRTIGHT CONTAINER	0,00	0	0,23	15.151
036200250	DRIED SHRIMPS & PRAWNS, IN AIRTIGHT CONTAINER	0,00	0	3,00	3.683
036200270	DRIED SHRIMPS & PRAWNS, O/T IN AIRTIGHT	0,00	0	31,70	355.425
036200290	SHRIMPS & PRAWNS, O/T DRIED O/T IN AIRTIGHT CON-	0,00	0	1,00	23.130
036200350	LIVE SHRIMPS AND PRAWNS, NOT FROZEN	0,48	10.351	17,71	272.493
036200470	CRABS, LIVE, NOT FROZEN	0,00	0	8,54	191.663
036200530	OTHER FRESH/CHILLED OFCRAB FIT FOR HUMAN CONSUMTION, IN AIRTIGHT CONTAINER	0,60	7.062	0,00	0
036200550	OTHER FRESH/ CHILLED OFCRAB FIT FOR HUMAN CONSUMTION, O/T IN AIRTIGHT CONTAINER	0,00	0	5,82	67.566
036202900	LOBSTERS, O/T IN SHELL, NOT FROZEN	0,00	0	0,13	7.049
036203910	SHRIMPS AND PRAWN, O/T IN SHELL, FRESH OR	739,17	14.623.557	3,15	38.196
036350070	SCALLOPS, FRESH ORCHILLED, INCL. QUEEN SCALLOPS, OF THE GENERA PECTEN, CHLAMYS	0,00	0	97,86	531.157
036351000	SCALLOPS, LIVE, FRESH OR CHILLED	0,00	0	25,48	157.160
036371100	CUTTLE FISH AND SQUID, FROZEN	643,47	4.860.057	97,55	1.359.168
036371200	CUTTLEFISH AND SQUID, DRIED, SALTED OR IN BRINE	44,04	81.160	810,28	6.114.549
036372100	OCTOPUS, FROZEN	4,33	33.019	3,43	34.065
036390010	OTHER MOLLUCS, FROZEN, INCL. FLOURS, MEALS AND PELLETS OF AQUATIC INVETEBRATES O/T CRUSTACEANS, FOR HUMAN CONSUMPTION	4,46	23.382	10,61	50.557
036390030	OTHER MOLLUCS, INCL. FLOURS, MEALS & PELLETS OF AQUATIC INVETEBRATES O/T CRUSTACEANS, DRIED, SALTED OR IN BRINE, HUMAN CONSUMPTION	9,75	216.697	1,88	23.100
036391100	SCALLOPS, FROZEN	0,00	0	55,67	390.576
036391200	SCALLOPS, DRIED, SALTED OR IN BRINE	0,00	0	12,92	365.200
036392100	MUSSELS, FROZEN	0,00	0	18,35	127.170
036399900	OTHER AQUATIC INVERTEBRATES OTHER THAN CRUSTACEANS AND MOLLUSCS	12,74	73.574	77,69	466.419
037122110	SARDINES, WHOLE OR IN PIECES, BUT NOT MINCED, IN AIRTIGHT CONTAINERS	0,00	0	354,29	1.408.328
037130010	PREPARED OR PRESERVED TUNAS, SKIPJACK & BONITO, IN AIRTIGHT CONTAINERS	0,00	0	18,00	113.469

Samb. (*Cont'd*)

EKSPORT DAN IMPORT KOMODITI PERIKANAN MENGIKUT SEMUA NEGARA YANG DITUJUI DAN NEGARA ASAL, 2006

EXPORT AND IMPORT OF FISHERY COMMODITIES BY ALL COUNTRIES OF DESTINATION AND ORIGIN, 2006

S.I.T.C. Kod Komoditi *Commodity Code*	Keterangan Komoditi dan Negara *Description of Commodity and Country*	Eksport/*Export* Kuantiti *Quantity*	Eksport/*Export* Nilai *Value*	Import Kuantiti *Quantity*	Import Nilai *Value*
	VIETNAM, SOCIALIST REP. OF				
037130090	PREPARED OR PRESERVED TUNAS, SKIPJACK & BONITO, NOT IN AIRTIGHT CONTAINER	0,00	0	23,72	363.426
037140100	MACKEREL, WHOLE OR IN PIECES, BUT NOT MINCED, IN AIRTIGHT CONTAINERS	0,00	0	27,03	106.413
037140900	MACKEREL, WHOLE OR IN PIECES, BUT NOT MINCED, OTHER THAN IN AIRTIGHT CONTAINERS	0,00	0	30,60	117.586
037159990	OTHER FISH, WHOLE OR IN PIECES, BUT NOT MINCED, OTHER THAN IN AIRTIGHT CONTAINERS	449,16	4.547.781	1,35	12.612
037160920	FISH PASTE AND SIMILAR PREPARATIONS	0,00	0	43,78	215.308
037160990	OTHER PREPARED OR PRESERVED FISH, OTHER THAN IN AIRTIGHT CONTAINERS	0,00	0	4,01	43.223
037210110	SHRIMPS PASTE, O/T IN AIRTIGHT CONTAINER	0,00	0	0,84	19.357
037210170	PREPARED & PRESERVED SHRIMPS & PRAWNS	0,00	0	17,55	110.957
037220090	CUTTLEFISH OR MOLLUSCS NOT IN AIRTIGHT CONTAINERS, OTHER THAN AQUATIC INVERTEBRATES WHETHER OR NOT IN AIRTIGHT	0,00	0	92,62	2.528.267
037220210	CUTTLE FISH, IN AIRTIGHT CONTAINERS, PREPARED OR PRESERVED	0,00	0	71,12	1.132.264
037220810	OTHER MOLLUSCS, IN AIRTIGHT CONTAINERS, PREPARED OR PRESERVED	5,03	36.634	352,10	10.619.934
081420100	FLOURS, MEALS & PELLETS, OF FISH MEAL, UNFIT FOR HUMAN CONSUMPTION	6.688,77	12.801.797	951,34	3.013.181
081420900	OTHER FLOURS, MEALS & PELLETS, OF OTHER AQUATIC INVERTEBRATES, UNFIT FOR HUMAN CONSUMPTION	794,00	1.548.078	253,50	916.950
098490200	BELACAN (PRAWN PASTE)	36,60	660.731	0,00	0
291960070	FISH BLADDER, UNFIT FOR HUMAN CONSUMPTION	0,00	0	4,00	29.838
291960090	OTHER PRODUCT OF FISH OR CRUSTACEANS, MOLLUCS OR OTHER AQUATIC INVETEBRATE UNFIT FOR HUMAN CONSUMPTION	0,00	0	1,78	35.350
292961000	AGAR-AGAR	2,20	13.051	0,90	18.008
411130900	FATS AND OILS OF MARINE MAMMALS, NOT CHEMICALLY MODIFIED	19,44	64.388	0,00	0
	JUMLAH/*TOTAL*	**10.117,58**	**49.476.396**	**16.990,20**	**178.387.896**
	WALLIS AND FUTUNA ISLANDS				
037140100	MACKEREL, WHOLE OR IN PIECES, BUT NOT MINCED, IN AIRTIGHT CONTAINERS	17,45	118.078	0,00	0
	JUMLAH/*TOTAL*	**17,45**	**118.078**	**0,00**	**0**

Samb. (*Cont'd*)

MALAYSIA

EKSPORT DAN IMPORT KOMODITI PERIKANAN MENGIKUT SEMUA NEGARA YANG DITUJUI DAN NEGARA ASAL, 2006

EXPORT AND IMPORT OF FISHERY COMMODITIES BY ALL COUNTRIES OF DESTINATION AND ORIGIN, 2006

S.I.T.C. Kod Komoditi *Commodity Code*	Keterangan Komoditi dan Negara *Description of Commodity and Country*	Eksport/*Export* Kuantiti *Quantity*	Eksport/*Export* Nilai *Value*	Import Kuantiti *Quantity*	Import Nilai *Value*

	YEMEN, REPUBLIC OF				
034170000	MACKEREL, EXCLUDING LIVERS AND ROES, FRESH OR CHILLED	0,00	0	23,13	81.903
034219000	OTHER SALMONIDAE, EXCL. LIVERS AND ROES, FROZEN	0,00	0	6,87	22.302
034229000	OTHER FLAT FISH, EXCL. LIVERS AND ROES, FROZEN	0,00	0	18,63	83.139
034260000	MACKEREL, EXCLUDING LIVERS AND ROES, FROZEN	0,00	0	4.319,32	15.643.361
034289000	OTHER FISH, EXCLUDING LIVERS AND ROES, FROZEN	0,00	0	375,45	1.636.372
036204900	CRABS, O/T IN SHELL, NOT FROZEN	0,00	0	15,80	117.444
036393110	BECHE-DE-MER (TREPANG), FIT FOR HUMAN CONSUMPTION	0,00	0	0,56	5.575
	JUMLAH/*TOTAL*	**0,00**	**0**	**4.759,75**	**17.590.096**
	YUGOSLAVIA, FED REP OF				
034111900	OTHER ORNAMENTAL FISH, OTHER THAN FRY, ALIVE	10,61	112.667	0,00	0
034114900	CARP, OTHER THAN FRY, ALIVE	1,13	11.300	0,00	0
	JUMLAH/*TOTAL*	**11,74**	**123.967**	**0,00**	**0**
	JUMLAH BESAR / *GRAND TOTAL*	**270.773,86**	**2.365.917.864**	**435.616,27**	**2.148.521.434**

Nota (*Note*) :

1) **Jumlah besar adalah dalam unit kuantiti, tan metrik dan nilai dalam RM**
Grand total is in unit quantity, tonnes and value in RM

2) **Jumlah angka-angka komponen mungkin tidak bersamaan dengan angka jumlah kecil atau jumlah besar disebabkan pembundaran**
The sum of the component figures may not tally with the sub-total or total figures due to rounding

** **Kurang daripada 0.01 tan metrik**
Less than 0.01 tonne

Less than 0.01 tonne

LAMPIRAN (APPENDIX) **E**

MALAYSIA

SIRI TAHUNAN EKSPORT KOMODITI PERIKANAN MENGIKUT JENIS, KUANTITI DAN NILAI

(ANNUAL SERIES OF FISHERY COMMODITIES EXPORT BY TYPE, QUANTITY AND VALUE)

Kuantiti dalam Tan Metrik dan Nilai dalam RM

(Quantity in Tonnes and Value in RM)

Keterangan Komoditi *Description of Commodity*	**2003**		**2004**		**2005**		**2006**	
	Kuantiti *Quantity*	**Nilai** *Value*	**Kuantiti** *Quantity*	**Nilai** *Value*	**Kuantiti** *Quantity*	**Nilai** *Value*	**Kuantiti** *Quantity*	**Nilai** *Value*
Ornamental Fish	11.008,78	73.468.673	8.389,03	81.948.140	9.286,18	85.044.926	12.324,43	81.929.140
Live Fish	6.456,68	70.814.042	7.381,83	74.856.625	7.799,01	77.037.213	10.030,59	94.961.613
Fish, Fresh, Chilled or Frozen (incl. fish fillets & other fish meat)	55.670,17	105.396.451	76.350,23	180.613.569	76.896,17	261.533.317	68.822,65	284.006.321
Fish, Dried, Salted or in Brine : Smoked Fish	3.160,57	10.202.919	3.927,51	15.319.895	3.033,01	13.192.472	4.832,38	19.341.249
Crustaceans and Molluscs, Fresh, Chilled, Frozen, Salted, Dried	91.801,86	1.029.467.196	114.739,28	1.457.517.086	121.917,03	1.547.811.831	112.383,67	1.402.513.709
Fish, Crustaceans & Molluscs, Prepared or Preserved, N.E.S.	27.520,74	306.157.187	30.593,74	353.185.589	32.436,40	353.367.952	31.778,02	396.462.701
Fats & Oils & Their Fractions, of Fish or Marine Mammals, Not Chemically Modified	491,22	2.095.932	155,06	864.797	67,59	1.021.375	114,55	1.244.674
Flours, Meals and Pellets, of Fish or of Crustaceans, Molluscs or Other Aquatic Invertebrates, Unfit For Human Consumption	36.411,43	58.363.547	35.928,68	61.959.943	34.387,24	67.363.147	27.574,56	59.101.204
Miscellaneous	9.259,30	26.078.381	5.919,55	26.325.378	4.148,73	23.704.354	2.913,01	26.357.253
JUMLAH/*TOTAL*	**241.780,75**	**1.682.044.328**	**283.384,91**	**2.252.591.022**	**289.971,36**	**2.430.076.587**	**270.773,86**	**2.365.917.864**

LAMPIRAN (APPENDIX) **F**

MALAYSIA

SIRI TAHUNAN IMPORT KOMODITI PERIKANAN MENGIKUT JENIS, KUANTITI DAN NILAI

(ANNUAL SERIES OF FISHERY COMMODITIES IMPORT BY TYPE, QUANTITY AND VALUE)

Kuantiti dalam Tan Metrik dan Nilai dalam RM

(Quantity in Tonnes and Value in RM)

Keterangan Komoditi *Description of Commodity*	**2003**		**2004**		**2005**		**2006**	
	Kuantiti *Quantity*	**Nilai** *Value*	**Kuantiti** *Quantity*	**Nilai** *Value*	**Kuantiti** *Quantity*	**Nilai** *Value*	**Kuantiti** *Quantity*	**Nilai** *Value*
Ornamental Fish	2.727,47	32.345.913	2.894,81	37.157.174	3.427,16	36.942.268	2.435,27	33.216.605
Live Fish	3.046,05	26.625.965	2.835,17	24.860.721	1.984,38	21.065.319	1.125,53	24.037.818
Fish, Fresh, Chilled or Frozen (incl. fish fillets & other fish meat)	276.214,24	764.631.742	297.262,40	919.973.076	276.980,35	959.757.792	310.497,88	1.097.077.534
Fish, Dried, Salted or in Brine : Smoked Fish	18.157,18	49.095.806	17.199,71	48.189.212	18.352,75	51.760.089	19.928,90	59.767.330
Crustaceans and Molluscs, Fresh, Chilled, Frozen, Salted, Dried	45.591,74	384.207.125	60.086,94	784.164.123	55.984,55	714.807.405	53.052,39	625.116.053
Fish, Crustaceans & Molluscs, Prepared or Preserved, N.E.S.	17.652,06	105.759.309	23.002,06	154.029.242	24.545,07	153.807.411	26.242,87	183.208.933
Fats & Oils & Their Fractions, of Fish or Marine Mammals, Not Chemically Modified	756,63	10.099.433	1.186,10	13.266.782	1.368,88	11.493.428	2.192,62	15.488.374
Flours, Meals and Pellets, of Fish or of Crustaceans, Molluscs or Other Aquatic Invertebrates, Unfit For Human Consumption	4.781,92	10.823.433	6.819,85	16.820.034	8.280,98	23.272.606	12.980,41	40.431.974
Miscellaneous	6.942,82	43.808.416	11.805,56	62.434.735	8.455,38	50.120.197	7.160,40	70.176.813
JUMLAH/*TOTAL*	**375.870,11**	**1.427.397.142**	**423.092,60**	**2.060.895.099**	**399.379,52**	**2.023.026.515**	**435.616,27**	**2.148.521.434**